



A. B. MARTIN

ROOFING SUPPLY, LLC

Roofing & Siding • Hardware • Lumber

2020 PRODUCT CATALOG



Catalog Index

METAL PANELS	5
METAL ROOFING ACCESSORIES	19
SCREWS & FASTENERS	30
CAULKS & SEALANTS	37
ROOF BOOTS	44
VENTILATION & CLOSURES	49
PVC CEILING & WALL PANELS	56
SKYLIGHTS & SIDELIGHTS	64
ASPHALT SHINGLES	68
RUBBER ROOFING	72
HOUSE WRAP & UNDERLAYMENT	79
LUMBER, POSTS, & TRUSSES	83
SIDING & ACCESSORIES	91
TRIM MOULDING	103
DRYWALL	109
FASTENERS	116
DECKING & RAILING	124
HORSE STALL COMPONENTS	132
CUPOLAS & WEATHERVANES	140

WINDOWS	148
ENTRY DOORS	151
OVERHEAD GARAGE DOORS	164
ROLL TRACK SLIDING DOORS	168
SQUARE TRACK SLIDING DOORS	179
INSULATION	183
CONCRETE	189
GUTTERS & ACCESSORIES	194
SNOW RETENTION SYSTEMS	213
S-5!® CLAMPS	221
PRODUCT INDEX	228



35,000

Last we counted, that's how many different products we have in stock.

This catalog details over 1,000 products we stock, but as you can see from the statistic above, it is a long way from being complete.

3

Ways to keep up-to-date:

1. **MAIL:** Cut out, fill out, and return this post card and we'll send you updates whenever new catalogs become available by snail mail.
2. **EMAIL:** complete and return this post card with your email address and we'll send you the search-friendly updates by email.
3. **ONLINE:** go to abmartin.net/catalog anytime for the latest (and searchable) catalog.

82 Garden Spot Road
Ephrata, PA 17522

717-445-6885

Building Supplies for the East Coast • abmartin.net

35 Ridge Road
Newville, PA 17241

717-776-5951



A. B. MARTIN
ROOFING SUPPLY, LLC

Roofing & Siding • Hardware • Lumber



Yes!

I want to stay up-to-date
with the A.B. Martin catalog.

☐ Email me updates ☐ Mail me updates

First Name Last Name

Email Address (if you prefer email updates)

Company Name


Address

City State Zipcode

PLACE
STAMP
HERE

Att. Marketing Department
A.B. Martin Roofing Supply, LLC
82 Garden Spot Road
Ephrata, PA 17522

Metal Panels



About the ABM Panel

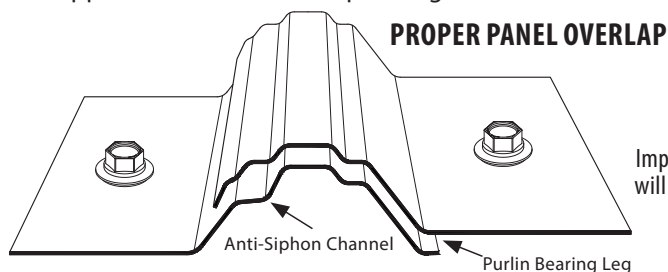
Heavy-duty steel - in over 30 energy-efficient colors with 40-year paint warranties - heat-formed and rolled to custom lengths in hours... not days.

The ABM Panel provides 36" wide coverage, and it is rolled to custom lengths from 1' to 48' in 1/4" increments. This means you're not paying for that extra 2' or 1/2" that you don't need. Plus think of all the time your saving.

Online Color Visualizer: www.abmartin.net/color-visualizer



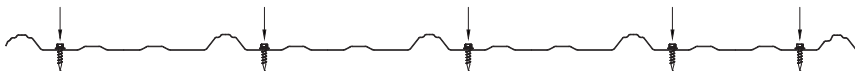
Approximately 3/4" high major ribs on 9" centers with two 1" wide minor between each major rib for extra strength. The overlap has an antisiphon break for leak-free application with a 3:12 slope and greater.



CAUTION!

Improper overlap installation will cause leaks and may void the panel warranty

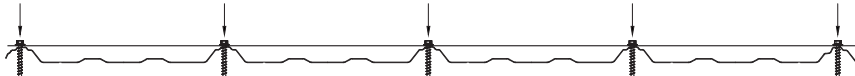
SCREW PATTERN



EAVE SCREW PATTERN



RIDGE CAP SCREW PATTERN



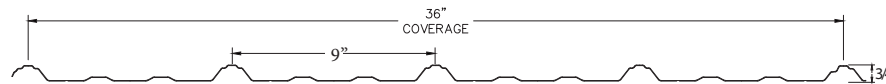
ABM Panel - 28 Gauge G-100 Galvanized Premium Panel


Acc

Galvanized steel is made by passing bare steel through a bath of molten zinc at 842 degrees Fahrenheit. The zinc coating that gives the steel sheet its resistance to weathering and rust, offers better cathodic (or sacrificial) protection for scratches and cut edges.

G-100 Galvanized steel is known to resist ammonia better than Galvalume. That means it is the best choice for use in animal confinement such as pig barns, dairy barns, horse barns, and chicken houses.

Available with 25 energy-efficient colors with 40-year paint warranties.





ABM Panel - 28 Gauge AZ50 Galvalume Standard Panel


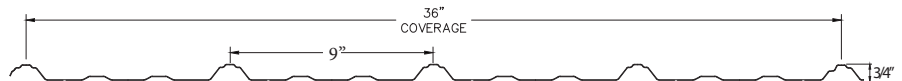
Scc

Galvalume, which typically costs less than Galvanized, is made from bare steel covered with a mixture of zinc, aluminum, and trace amounts of silicon to improve its long-term weathering capabilities.

Painted Galvalume is known to exhibit more short-term edge rust and tension-bend stains than G-100 Galvanized, but has a reputation for better long-term weathering when compared to G-90 and lower-grade Galvanized panels.

It is very important to note that Galvalume can not be used with animal confinement.


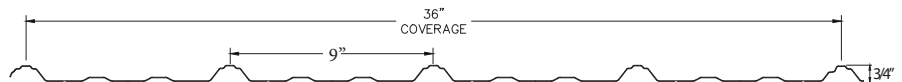
Available in 25 energy-efficient colors with 40-year paint warranties.



ABM Panel - 28 Gauge Seconds Panel

Xcc

ABM Panel seconds can be Galvanized or Galvalume steel that was rejected for unknown reasons to us from the steel mill. There could be a defect in the steel, pre-coat, or primer. The defects are usually not noticeable at first because the coils are painted with the same top-coat as our Premium and Standard panels. Because of the uncertainty of ultimate life expectancy of the panel, we recommend the ABM Panel for interior use and temporary shelters. There is NO WARRANTY on ABM Panel Seconds.


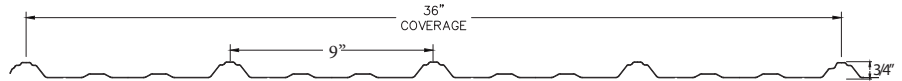


ABM Panel - 28 Gauge Perforated

APM

0.125" holes give 13.5% open-area across the ABM Perforated Panel. Because the perforation drastically decreases reverb, it is a great option for a ceiling panel in noisy environments such as offices, workshops, reception centers, or retail locations.

Available in white and made to custom lengths.



SMOOTH

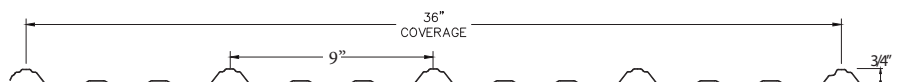
TEXTURED

ABM Panel - 26 Gauge Textured AZ50 Galvalume

ATcc

Homeowners like it because the unique textured surface redirects sunlight for less glare than smooth panels. Contractors like it because the texture provides more grip during installation than smooth panels.

Available in 9 energy-efficient colors with 40-year paint warranties.

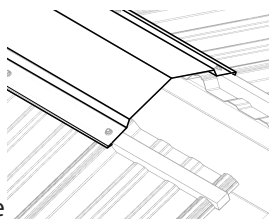


ABM Panel Trims

Ridge Cap

CPcc

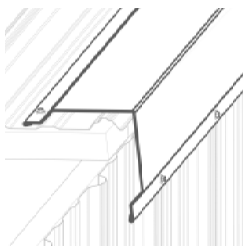
Finish off your roof with the Universal Ridge Cap to allow the heat to escape the attic space and allow fresh air to infiltrate the building.



Rake & Corner

RCcc

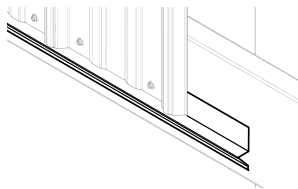
Similar to but smaller than the Gable Flashing, the Rake & Corner is designed for an outside vertical corner. Can also be used for trimming a sloping roof with the lower level side wall.



Base Angle

BAcc

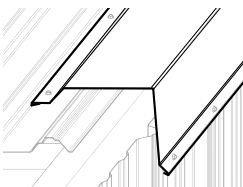
Start with a Base Angle for an easy way to perfectly align the entire bottom row of wall panels.



Gable Flashing

GFcc

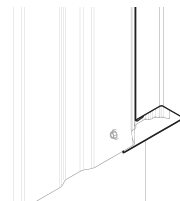
Designed for trimming a sloping roof with the lower level side wall. An extra lip helps deflect precipitation from the wall panels.



J Channel

Jcc

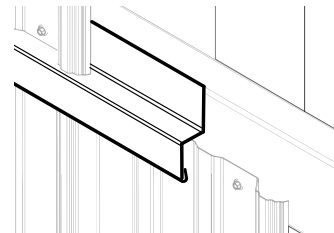
From trimming walls to trimming windows and doors, the J Channel is one of the most versatile and most used trim pieces.



Double Angle

DAcc

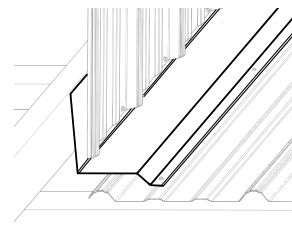
Commonly used to provide a straight edge between multi-layers of panels such as when adding a wainscoting or finishing the gable.



Universal Sidewall

SWcc

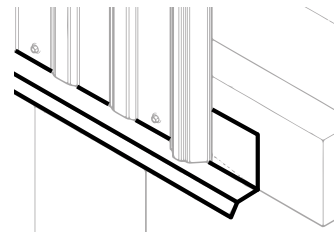
Flat end goes under your siding, while the hemmed end goes over your sloped roof panels.



Drip Cap

DCcc

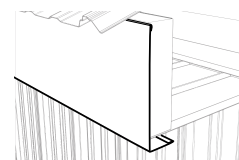
Commonly used above windows or doors to direct the precipitation away from the panel.



Post/Fascia Trim

PTcc

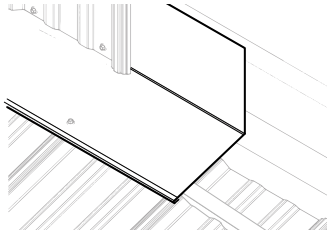
Multiple sizes to fit most headers and posts in stock.



Universal Endwall

EWcc

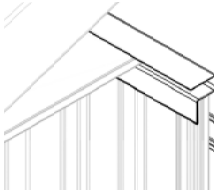
Designed to finish off a wall that is aligned with the top of a sloping roof. For best results, make sure you use the Outside Foam Filler Strip to prevent driving wind from carrying rain and debris under the Universal Endwall.



F & J Channel

FJcc

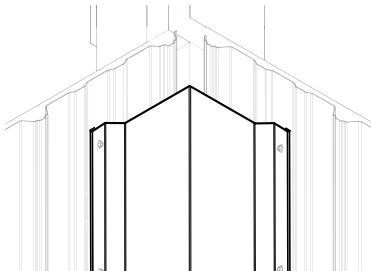
Commonly used to connect our steel or vinyl soffit with the ABM Panel. Also great for interior use when you need to connect the ceiling panels with the wall panels.



Inside Corner

ICcc

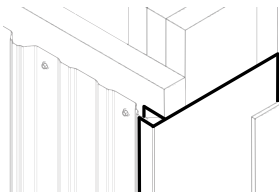
Used for finishing the inside corner of a wall.



Overhead Garage Door Trim

ODcc

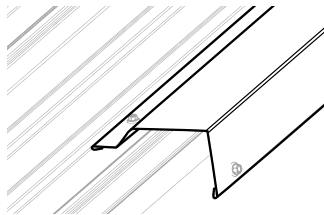
Designed for the sides and top of an overhead garage door entrance.



Residential Rake

RRcc

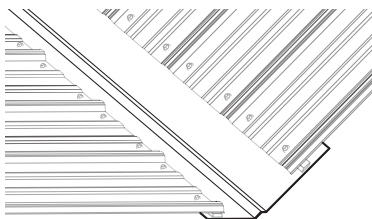
Designed for trimming a sloping roof with the lower level side wall. Can also be used as an outside vertical corner.



Formed Valley

WVcc

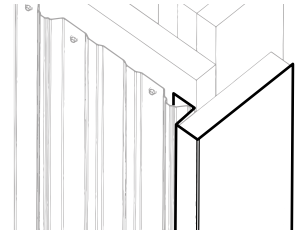
Wide enough to ensure proper overlap to prevent moisture from seeping up under the two opposing roofing panels.



Door Trim

JTcc725 or JTcc925

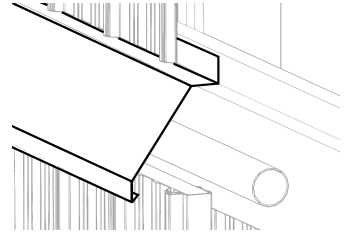
Most often used to trim a sliding door opening.



Track Cover

CTcc

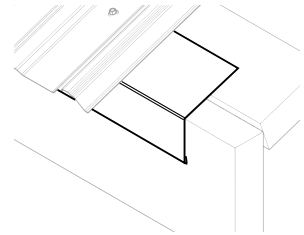
Commonly used to cover the tracks of rolling/sliding doors. Get it in the color of your choice.



Gutter Apron

GAcc

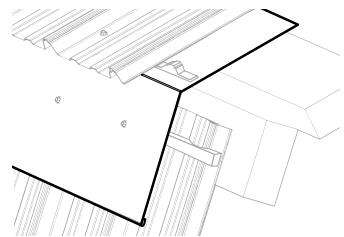
Flat end goes under your roofing, while the hemmed end folds down to provide coverage over your header or post fascia trim.



Gambrel Trim

GTcc

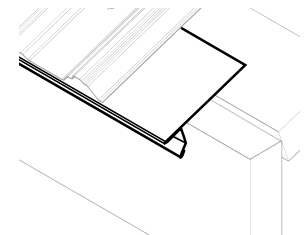
The Gambrel trim is the perfect trim for connecting two parts of a roof that have differing pitches.




Drip Edge

DEcc

Similar to the Gutter Apron except that it includes an extra lip to deflect precipitation away from the wall below.





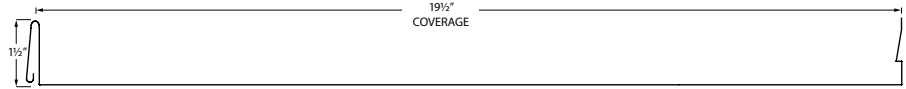
ABSeam Panel - 24 Gauge AZ50 Galvalume

ABScC

The ABSeam Panel, a hidden fastener standing seam roof system, is a popular choice for an aesthetically pleasing and long-lasting roof.

Thanks to the hidden clip system, no screws or punctures are visible to the eye or exposed to the elements for the ultimate beautiful and long-lasting metal roof.

Available in 16 energy-efficient colors with 40-year paint warranties.



Coverage: 19.5"

Rib Height: 1.5"

Steel Thickness: 24 Gauge

Substrate: AZ50 Galvalume

Paint System: PDVF Fluoropon from Valspar

Paint Warranty: 40 Years

About Fluoropon® - The industry standard in PDVF coatings

For over 50 years, panels using Sherwin-Williams' Fluoropon® coatings (made with 70% Kynar®500/Hylar®5000 resins) have helped protect commercial, industrial, and residential buildings around the world. This high-performance fluoropolymer (PVDF resin) with its unmatched capability to retain color and gloss, keeps coated metal looking vibrant and appealing for decades.

Additional Options:



Custom Widths

Custom width panels down to 11 1/2" wide panels.

This option is only available on panels manufactured at our Newville location.



Double Striations

Approximately 4.5" wide striations for added rigidity.

This option is only available on panels manufactured at our Newville location and is not compatible with other options.



Continuous Striations

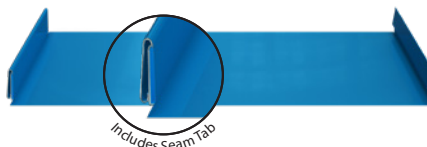
Approximately 4.5" wide striations for added rigidity.



Clip Relief

Small striations for added strength and to prevent oil canning.

This option is only available on panels manufactured at our Ephrata location.



Pre-notched

Pre-notched at both ends with seam tab for faster installation.

This option is only available on panels manufactured at our Ephrata location.



ABSeam Panel - 26 Gauge Textured AZ50 Galvalume

ABSTcc

The silicon-modified polyester (SMP) paint system provides strong resistance to scratching, chalking, fading, and weathering. Homeowners like the Textured ABSeam Panel because the unique textured surface redirects sunlight for less glare than smooth panels. Plus the textured panels are less prone to “oil canning” which makes for a more attractive roof. Contractors like it because the texture provides more grip during installation than smooth panels.

Coverage: 16.5"

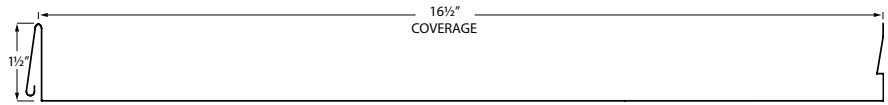
Rib Height: 1.5"

Steel Thickness: 26 Gauge

Substrate: AZ50 Galvalume

Paint System: SMP Weather XL Textured from Valspar

Paint Warranty: 40 Years



ABSeam Panel - 16 oz Copper


ABSCOPPER

The ABSeam panel is also available in copper. In order to keep its sheen, a copper roof must be coated with oils, waxes, or opaque paint coatings every few years. If left uncoated, copper goes through a natural oxidation process that eventually forms a unique protective patina (light green in color) on the metal that can last hundreds of years. Tests on European copper roofs from the 18th century showed that, in theory, copper roofs can last one thousand years!

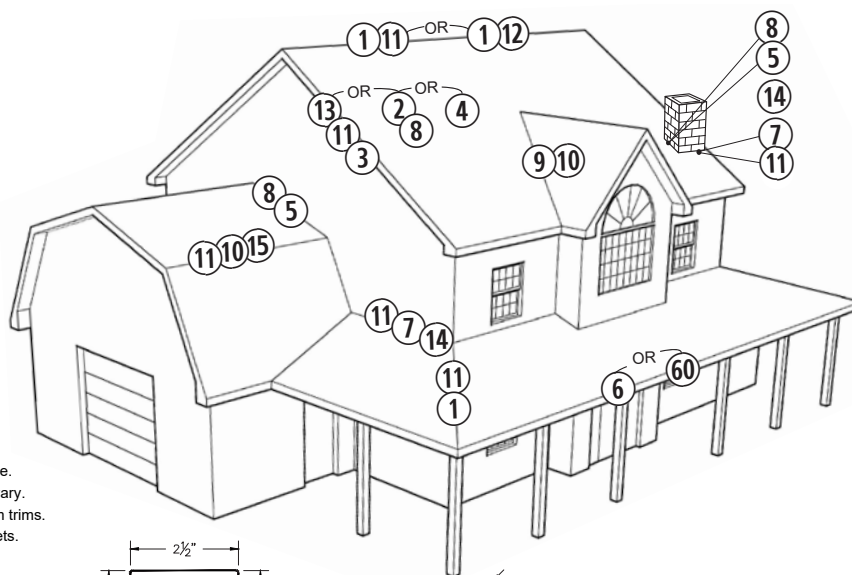
Coverage: 13.5"

Rib Height: 1.5"

Thickness: 16 oz Solid Copper



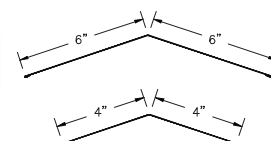
ABSeam Panel Trims



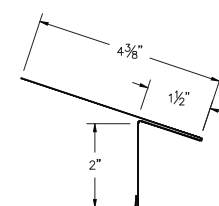
Drawings are not to scale.
Exact dimensions may vary.
Contact us about custom trims.
Item codes are in brackets.
cc = Color Code



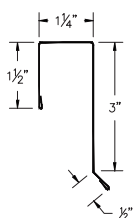
ABSeam Hidden Clip
(ABSSC)



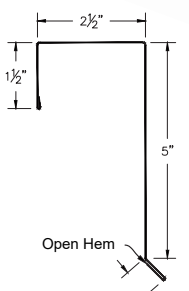
① ABS 6" Ridge Cap
(ABSCPcc)
ABS 4" Ridge Cap
(ABSCP4cc)



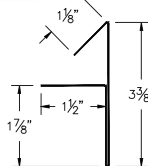
⑥ ABS Residential Eave
(ABSPREcc)



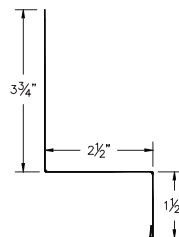
② ABS Rake Trim
(ABSRTrcc)



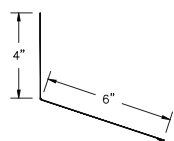
③ ABS Gable Flashing
(ABSGFcc)



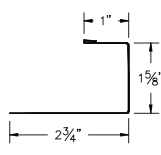
④ ABS Slim Line Rake
(ABSSLRcc)



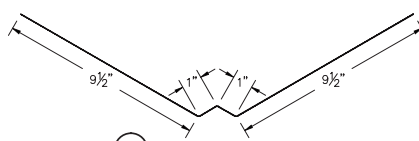
⑤ ABS Sidewall
(ABSSWcc)



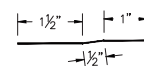
⑦ ABS Endwall
(ABSEWcc)



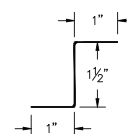
⑧ ABS Starter "J"
(ABSSJcc)



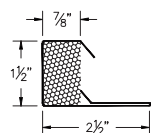
⑨ ABS W Valley
(ABSWVcc)



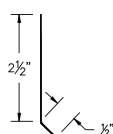
⑩ ABS Offset Cleat
(ABSOCC)



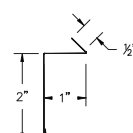
⑪ ABS Metal "Z" Closure
(ABSZcc)



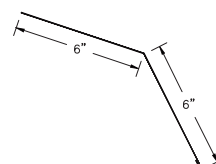
⑫ ABS Vented "Z" Closure
(ABSZVcc)



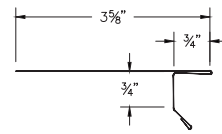
⑬ ABS Gable Cleat
(ABSGCcc)




⑭ ABS Counter Flashing
(ABSCFcc)



⑮ ABS Gambrel Trim
(ABSGTcc)



⑥① Drip Edge
(ABSDcc)



PBR Panel - 26 Gauge AZ50 Galvalume

(Some Colors Available in 24 Gauge)

PBRcc

The PBR Panel is used mostly for steel-frame buildings, but can also be used on wood-frame buildings.

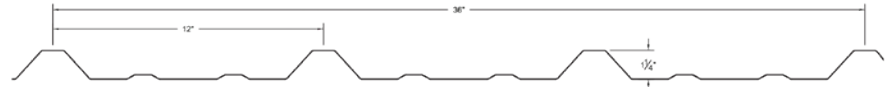
The PBR Panel is engineered and designed for maximum structural stability.

For excellent strength and leak resistance, the PBR Panel has full, 1-1/4" high major ribs every 12" on center which are 1" wide at the top and over 3" wide at the base. Available in 18 energy-efficient colors with 40-year paint warranties.

The PBR panel has a purlin-bearing-leg approximately 1" long at the underlap that rests on the purlin for extra support.

Sealant tape and stitch screws are recommended for improved leak protection.

The PBR Panel performs superbly on roof slopes as low as 1/2. The 26 gauge panels can span up to 4', and the heavier 24 gauge panels can span up to 5'.



A Panel - 26 Gauge AZ50 Galvalume

PBRAcc

For an architecturally attractive look, try our A Panel on your side walls and interior liner. The A Panel is practically identical to PBR panel, but in reverse. The paint is on the opposite side and is meant to be installed upside-down, relatively speaking. The A Panel is used more frequently in siding commercial and industrial steel framed structures.

Available in 18 energy-efficient colors with 40-year paint warranties.




R Panel - 26 Gauge Textured AZ50 Galvalume

PRTcc

The R Panel is identical to the PBR Panel, but without the purlin-bearing-leg. Because of that, we only recommend the R Panel for sidewall applications and not for the roof.

Available in 6 energy-efficient colors with 40-year paint warranties.





1-1/4" Corrugated - Steel

Common Applications



- Interior Accent Walls and Wainscoting
- Exterior Siding and Wainscoting

Features

- Maximum Coverage: 24"
- Rib Spacing: 1-1/4"
- Unpainted Substrate: G-90 Galvanized or AZ-55 Galvalume (not recommended for animal confinement)
- Painted Substrate: G-100 Galvanized or AZ-50 Galvalume (not recommended for animal confinement)
- Available in over 50 Energy-efficient Colors*
- Made to custom lengths
- 40-year warranty + 10-year edge rust warranty on G100 panels (see warranty for details)

* Not all colors available in every gauge. See color chart for details and availability.
Not recommended for roofing due to short rib height and no anti-siphon channel.

Part#	Description	Gauge	Cvg.	Length
FSC1258	1-1/4" Corrugated Pre-cut Galvanized Panel	29	24"	8'
FSC12510	1-1/4" Corrugated Pre-cut Galvanized Panel	29	24"	10'
FSC12512	1-1/4" Corrugated Pre-cut Galvanized Panel	29	24"	12'
C1Acc	1-1/4" Corrugated Galvanized Panel in G-100 Colors	28	24"	Custom
C1Scc	1-1/4" Corrugated Galvalume Panel in AZ50 Colors	28	24"	Custom
C1STcc26	1-1/4" Corrugated Galvalume Panel in Textured Colors	26	24"	Custom
C1Scc26	1-1/4" Corrugated Galvalume Panel in 26 ga. AZ50 Colors	26	24"	Custom
C1SKcc26	1-1/4" Corrugated Galvalume Panel in Kynar Colors	26	24"	Custom



2-1/2" Corrugated - Steel

Common Applications

- Interior Accent Walls and Wainscoting
- Exterior Siding and Wainscoting

Features

- Maximum Coverage: 24"
- Rib Spacing: 2-1/2"
- Unpainted Substrate: G-90 Galvanized or AZ-55 Galvalume (not recommended for animal confinement)
- Painted Substrate: G-100 Galvanized or AZ-50 Galvalume (not recommended for animal confinement)
- Available in over 50 Energy-efficient Colors*
- Made to custom lengths
- 40-year warranty + 10-year edge rust warranty on G100 panels (see warranty for details)

* Not all colors available in every gauge. See color chart for details and availability.
Not recommended for roofing due to short rib height and no anti-siphon channel.

Part#	Description	Gauge	Cvg.	Length
FSC258	2-1/2" Corrugated Pre-cut Galvanized Panel	29	24"	8'
FSC2510	2-1/2" Corrugated Pre-cut Galvanized Panel	29	24"	10'
FSC2512	2-1/2" Corrugated Pre-cut Galvanized Panel	29	24"	12'
C2Acc	2-1/2" Corrugated Galvanized Panel in G-100 Colors	28	24"	Custom
C2Scc	2-1/2" Corrugated Galvalume Panel in AZ50 Colors	28	24"	Custom
C2STcc26	2-1/2" Corrugated Galvalume Panel in Textured Colors	26	24"	Custom
C2Scc26	2-1/2" Corrugated Galvalume Panel in 26 ga. AZ50 Colors	26	24"	Custom
C2SKcc26	2-1/2" Corrugated Galvalume Panel in Kynar Colors	26	24"	Custom



BUILD WITH A.B. MARTIN

CONTINUOUS




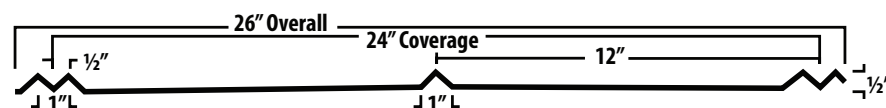
CORRUGATED

NOW MADE TO
CUSTOM LENGTHS
IN ALL OF OUR
COLORS!



5-V Crimp - Steel

Part#	Description	Coverage	Length
FS5V8	Galvanized 5V Crimp (Spangle may vary)	24"	8'
FS5V10	Galvanized 5V Crimp (Spangle may vary)	24"	10'
FS5V12	Galvanized 5V Crimp (Spangle may vary)	24"	12'
C5cc	Painted 5V Crimp In All Our Colors (Coming Soon)	24"	

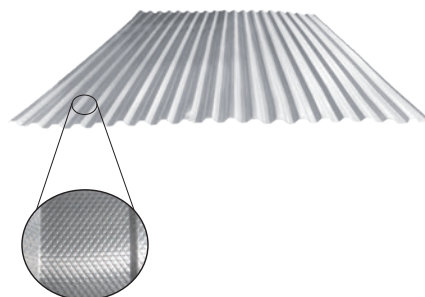


Everdrain - Steel

Special order colors are as follows:

Ash Gray (AG), Black (BL), Beige (BG), Brown (BN), Burgundy (BU), Bronze (BZ), Charcoal (CH), Clay (CL), Galvalume (GV), Ivy (IV), Lightstone (LS), Ocean Blue (OB), Red (RD), Slate (SL), Tan (TN), and Bright White (WH). Allow 1-2 weeks lead time.

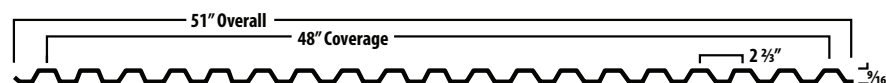
Part#	Description	Coverage	Length
EDGV12	Galvanized Everdrain Panels - 6" Rib Spacing	36"	12'
EDGV16	Galvanized Everdrain Panels - 6" Rib Spacing	36"	16'
EDWH12	Brite White Everdrain Panels - 6" Rib Spacing	36"	12'
EDcc	Special Order Color Everdrain Panels - 6" Rib Spacing	36"	Custom



RainLock - Aluminum

.018 Diamond Embossed Aluminum.

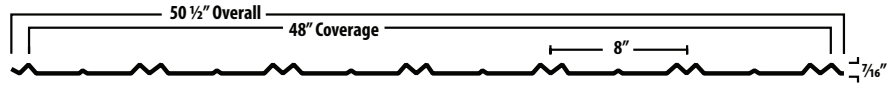
Part#	Description	Coverage	Length
FSABOX8	.018 Aluminum Panels - 2.667" Center Rib - Flat Top/Btm	48"	8'
FSABOX10	.018 Aluminum Panels - 2.667" Center Rib - Flat Top/Btm	48"	10'
FSABOX12	.018 Aluminum Panels - 2.667" Center Rib - Flat Top/Btm	48"	12'
FSABOX14	.018 Aluminum Panels - 2.667" Center Rib - Flat Top/Btm	48"	14'
FSABOX16	.018 Aluminum Panels - 2.667" Center Rib - Flat Top/Btm	48"	16'



8" Double Rib - Aluminum

.018 Diamond Embossed Aluminum.

Part#	Description	Coverage	Length
FSATWIN8	Aluminum Panels 8" Double Rib Spacing	48"	8'
FSATWIN10	Aluminum Panels 8" Double Rib Spacing	48"	10'
FSATWIN12	Aluminum Panels 8" Double Rib Spacing	48"	12'
FSATWIN14	Aluminum Panels 8" Double Rib Spacing	48"	14'



9" Double Rib - Aluminum

.018 Diamond Embossed Aluminum. Custom lengths available with 1-2 week lead times.

Part#	Description	Coverage	Length
FSARIBI10	Aluminum Panels 9" Double Rib Spacing	36"	8'
FSARIBI12	Aluminum Panels 9" Double Rib Spacing	36"	10'
FSARIBI14	Aluminum Panels 9" Double Rib Spacing	36"	12'
FSARIBI16	Aluminum Panels 9" Double Rib Spacing	36"	14'



ABM Weatherstrong - Aluminum

.018 Diamond Embossed Aluminum. Custom lengths available with 1-3 day lead times.

Part#	Description	Coverage	Length
AWS0188	ABM Weatherstrong - Aluminum 12" Double Rib Spacing	36"	8'
AWS01810	ABM Weatherstrong - Aluminum 12" Double Rib Spacing	36"	10'
AWS01812	ABM Weatherstrong - Aluminum 12" Double Rib Spacing	36"	12'
AWS01814	ABM Weatherstrong - Aluminum 12" Double Rib Spacing	36"	14'
AWS01816	ABM Weatherstrong - Aluminum 12" Double Rib Spacing	36"	16'



NEW COLOR




26 Gauge

AGED METAL

Painted-Rust Kynar Coating
with 40-Year Warranty

EXTERIOR DURABILITY • INTERIOR CHARM




ABM PANEL

36" wide coverage
Made to custom lengths




ABSEAM PANEL

16.5" wide standard coverage
Made to custom lengths



1-1/4" CORRUGATED*

24" wide coverage
Made to custom lengths




2-1/2" CORRUGATED*

24" wide coverage
Made to custom lengths

*CONTINUOUS CORRUGATED NOT RECOMMENDED FOR ROOFING DUE TO SHORT RIB HEIGHT AND NO ANTI-SIPHON CHANNEL

Metal Roofing Accessories





CSAWH



Painted Steel Soffit

In order for the hot air to escape out of the ridge vent, fresh air needs to enter the building from somewhere, and our vented steel soffit allows the correct amount of fresh air to equalize the air pressure caused by the escaping heat. Our 29 gauge solid and vented steel soffit is available in over 45 of our metal colors. It's stocked in standard lengths, and available in custom lengths from 1.5' to 24'.

Features

- Color-matched to our metal panel colors.
- Heavy-duty 29 gauge steel.
- Vented stocked in 12" wide coverage by 11.5" for 12" overhang.
- Solid made to order from 1.5 feet to 24 feet.

Part#	Description	Size
SOSVcc12	Vented Steel Soffit 12" Wide x 12" Overhang Triple Four	12" x 11.5"
SOSVccLF	Vented Steel Soffit 12" Wide Custom Length Triple Four	12" x
SOSScc12	Solid Steel Soffit 12" Wide x 12" Overhang Triple Four	12" x 11.5"
SOSScc18	Solid Steel Soffit 12" Wide x 18" Overhang Triple Four	12" x 17.5"
SOSSccLF	Solid Steel Soffit 12" Wide Custom Length Triple Four	12" x

Coil Stock

Stocked in popular colors.

Part#	Description	Thickness	Size
CSAcc	Aluminum Coil Stock - Mastic	0.019	24" x 50'
CSScc	Steel Coil Stock	29 ga / 26 ga	21" x 50'
CSSTcc	Textured Steel Coil Stock	26 ga	21" x 50'
CSSGV	Acrylic-Coated Galvanized Steel	29 ga	27.5" x 50'


Touch Up Paint

As careful as you might try to be, even the very best installers might not make it throughout the installation process without a scratch. And since the paint is the first line of defense against a rusting metal panel, it is imperative that the scratch be repaired. That's where our touch up paint comes in. A word of caution though. Because the performance of touch up paint is rarely the same as the factory-applied finish, it should always be used in moderation and only as much as is necessary.

Features

- Color-matched to our metal panel colors.
- Available in 4 oz cans with a lid brush for our ABM Panel colors, and 0.3 oz paint pens for our ABM Panel and ABSeam Panel colors.

Part#	Description	Size
PTUABMcC	Touch Up Paint for ABM Colors - Can	4 oz
PTUABMcCP	Touch Up Paint for ABM Colors - Pen	0.3 oz
PTUABScC	Touch Up Paint for ABSeam Kynar Colors - Pen	0.3 oz



Offset Aviation Snips - Malco

Malco Offset AV Aviation Snips feature grooved non-slip POWER-FIT™ performance hand grips that naturally distribute pressure evenly across the user's hand, resulting in a more natural feel with less fatigue and increased strength. Safety hand guards allow the user to cut quickly into sheet metal, while preventing the hand from slipping forward over the blades. A self-opening latch provides convenience for the user to quickly open.

Part#	Description	Handling/Cutting	Color
TOAV6	Offset Aviation Snip	Right Hand/Left Cut	Red
TOAV7	Offset Aviation Snip	Left Hand/Right Cut	Green

CAPACITIES

ALUMINUM	COPPER	STAINLESS STEEL	GALVANIZED STEEL	MILD STEEL
.062 (1.57)	.054 (1.37)	.036 (0.91) 20 GA.	.052 (1.32) 18 GA.	.048 (1.22) 18 GA.




Mini Aviation Snips - Malco

With an overall length of only 7- $\frac{1}{8}$ inches (181 mm), the AVsMini easily goes to work in tight or awkward spaces where full-size aviation snips are challenged. A $\frac{3}{4}$ inch (19 mm) length of cut provides the optimum speed for confined cutting applications where this small, maneuverable snip excels. Each snip is made with forged steel jaws that contain precision-ground serrations on the lower blade, which produces a sharply defined edge for cutting accuracy and control.

Part#	Description	Handling/Cutting	Color
TOAVM6	Mini Aviation Snip	Right Hand/Left Cut	Red
TOAVM7	Mini Aviation Snip	Left Hand/Right Cut	Green

CAPACITIES

COLD ROLLED STEEL	STAINLESS STEEL
.024 (0.61) 24 GA.	.028 (0.38) 28 GA.



MAX Snips - Malco

Features superior hardened blade edges for maximum cutting life. Riveted, head-to-handle compound linkage multiplies hand leverage applied by user. Linkage will not rattle or loosen ever! And an easily adjustable pivot bolt, with nylon locking nut, holds its adjustment securely for these hard-working aviation snips.

Part#	Description	Handling/Cutting	Color
A. TOM2001	MAX 2001 Snip	Right Hand/Left Cut	Red
B. TOM2002	MAX 2002 Snip	Left Hand/Right Cut	Green
C. TOM2003	MAX 2003 Snip	Combo Cut	Yellow
D. TOM2004	MAX 2004 Snip	Double Cut	Yellow

CAPACITIES

ALUMINUM	COPPER	GALVANIZED STEEL	MILD STEEL	STAINLESS STEEL
.062 (1.57)	.054 (1.37)	.054 (1.37)	.048 (1.22)	.038 (0.97)



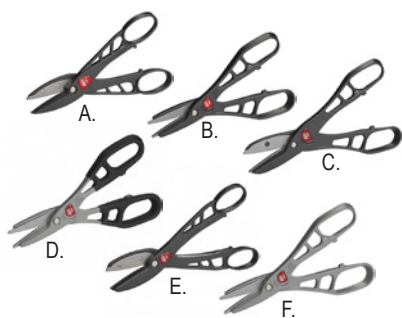
MAX Offset Snips - Malco

Features superior hardened blade edges for maximum cutting life. Riveted, head-to-handle compound linkage multiplies hand leverage applied by user. Linkage will not rattle or loosen ever! And an easily adjustable pivot bolt, with nylon locking nut, holds its adjustment securely for these hard-working aviation snips.

Part#	Description	Handling/Cutting	Color
TOM2006	Offset MAX 2006 Snip	Right Hand/Left Cut	Red
TOM2007	Offset MAX 2007 Snip	Left Hand/Right Cut	Green

CAPACITIES

ALUMINUM	COPPER	GALVANIZED STEEL	MILD STEEL	STAINLESS STEEL
.062 (1.57)	.054 (1.37)	.054 (1.37)	.048 (1.22)	.038 (0.97)



Andy Snips - Malco

Sleek styling, easy blade replacement and larger handles make the Andy™ Snip more versatile. A sleek head design improves maneuverability. Ideal for making cuts in vinyl siding, aluminum, copper, or sheet metal.

Part#	Description
A. TOMC12A	12" Andy Classic Snip
B. TOMC12N	12" Lightweight Andy Snip
C. TOMC14N	14" Aluminum Andy Snip
D. TOMC12NG	12" Lightweight Aluminum Snip
E. TOMC14A	14" Aluminum Snip
F. TOM9	Regular Pattern Steel Snip

CAPACITIES

ALUMINUM	COPPER	STAINLESS STEEL	GALVANIZED STEEL	MILD STEEL
.035 (0.89)	.023 (0.58)	.018 (0.46) 26 GA	.028 (0.71) 24 GA	.024 (0.61) 24 GA



Duckbill Snips - Malco

The MD10 and MD12 Circular Duckbill Snips maneuver and cut easily to the very tip of the blade. They cut sheet metal, aluminum and steel siding, plastics, and other thin materials without tearing or catching.

Part#	Description
TOMD10	10" Duckbill Snip
TOMD12	12" Duckbill Snip




Hand Notcher - Malco

Specialized for folding and fabricating metal, including metal ductwork. The N2R Hand Notcher makes a full 1-inch (25.4 mm) deep "V" shaped cut.

Part#	Description
TON2R	1" Hand Notcher

ALUMINUM	COPPER	STAINLESS STEEL	GALVANIZED STEEL	MILD STEEL
.035 (0.89)	.023 (0.58)	.018 (0.46) 26 GA	.028 (0.71) 24 GA	.024 (0.61) 24 GA



Power Shears - Malco

Part#	Description
TOTS1	Metal Cutting Shear Attachment
TOTSCM	Corrugated Metal Turbo Shear
TOTSHD	Heavy Duty Turbo Shear
TOTSHD1A	Pneumatic Metal Shear



Single Crimper - Malco

Fast, easy to use and lightweight. Handy lock makes tool pocket sized. Zinc plated steel. Red grips.

Part#	Description				
TOSC2	Single Crimper				
CAPACITIES					
ALUMINUM	COPPER	STAINLESS STEEL		GALVANIZED STEEL	MILD STEEL
.035 (0.89)	.023 (0.58)	.018 (0.46) 26 GA	.028 (0.71) 24 GA	.024 (0.61) 24 GA	



Snap Lock Punch - Malco

The Malco model SL2R Adjustable Snap Lock Punch can be used as a gutter end cap crimper or for use in creating locking tabs in light sheet metals. A slide adjustment for throat depth allows settings from ¼ to ⅝ inch (6 to 16 mm) depth. An Engineered handle opening compliments the natural power stroke of any user's hand and maximizes the powerful 7:1 mechanical advantage of compound-leverage head to handle linkage.

Part#	Description
TOSL2R	Snap Lock Punch



J-Channel Cutter - Malco

Use the versatile Malco J-Channel Cutter to make drain tabs, downstream notch cutouts and miter trim cuts in vinyl channel. Light hand pressure produces a single handle click signal to ensure perfect drain tabs every time. Use either side of the jaws to cut a 45-degree miter for a professional finished look.

Part#	Description	Blade Depth
TOJCCR	J-Channel Cutter	5/8" - 1-1/4"



Replacement Blades - Malco

Part#	Description	Blade Depth
TOM12ARB	Replacement Blade For M12A	5/8" - 1-1/4"
TOM12NRB	Replacement Blade For M12n/M12ng Snips	
TOM12RB	Replacement Blade For M12	
TOM14ARB	Replacement Blades For M14A	
TOM14NRB	Replacement Blades For M14N # M14NRB	
TOM14RB	Replacement Blades For M14	
TOM2014RB	Replacement Blades For M2014	
TOMC12ARB	Replacement Blade For Mc12a Snips	
TOMC12NRB	Replacement Blades For Mc12n/Mc12ng	
TOMC12RB	Replacement Blade For Mc12a Snips	
TOMC14ARB	Replacement Blade For Mc14a Snips	
TOMC14NRB	Replacement Blades For Mc14n	
TOMC14RB	Replacement Blades For MC14	
TOTS1RB	Turbo Shear Replacement Blades For Small Turbo Shear	
TOTSCMRB	Turbo Shear Replacement Blades For TSCM	
TOTSHDRB	Replacement Blades For Hd Turbo Shear	



TOM2110L



TOM2210R

Mag Snips - Midwest

Part#	Description	Handling/Cutting	Color
TOM2110L	Mag Snips	Left Hand/Right Cut	Red
TOM2210R	Mag Snips	Right Hand/Left Cut	Green



A.



B.



C.



D.



E.

Top Seller

Top Seller

Offset Snips - Midwest

Part#	Description	Handling/Cutting	Color
A. TOP6510L	18 Ga. Offset Snips	Right Hand/Left Cut	Red
B. TOP6510R	18 Ga. Offset Snips	Left Hand/Right Cut	Green
C. TOP6516	20 Ga. Power Cutter Offset Long Cut		Blue
D. TOSSP6510L	22 Ga. Stainless Steel Offset Snips	Right Hand/Left Cut	Red
E. TOSSP6510R	22 Ga. Stainless Steel Offset Snips	Left Hand/Right Cut	Green



Aviation Snips - Irwin

Part#	Description	Handling/Cutting	Color
Y2073111	10" Aviation Snips	Left Cut	Red
Y2073112	10" Aviation Snips	Right Cut	Green
Y2073113	10" Aviation Snips	Straight Cut	Yellow

CAPACITIES

COLD ROLLED STEEL	STAINLESS STEEL
18 GA.	23 GA.



Offset Snips - Irwin

Part#	Description	Handling/Cutting	Color
Y2073211	9" Offset Snips	Left Cut	Red
Y2073212	9" Offset Snips	Right Cut	Green

Y21304 11-3/4" Extra Cut Snips

CAPACITIES (Y207321*)

COLD ROLLED STEEL	STAINLESS STEEL
18 GA.	23 GA.


CAPACITIES (Y21304)

COLD ROLLED STEEL	STAINLESS STEEL
24 GA.	36 GA.



Aviation Snips - Wiss

Part#	Description	Handling/Cutting	Color
A. YM1R	9-3/4" 18 Ga. Aviation Snips	Left Cut	Red
B. YM1X	4-1/4" 18 Ga. Aviation Snips	Left Cut	Red
C. YM2R	9-3/4" 18 Ga. Aviation Snips	Right Cut	Green
D. YM2X	4-1/4" 18 Ga. Aviation Snips	Right Cut	Green
E. YM3R	9-3/4" 18 Ga. Aviation Snips	Straight Cut	Yellow
F. YM3X	4-1/4" 18 Ga. Aviation Snips	Straight Cut	Yellow
G. YM7R	9-3/4" 18 Ga. Aviation Snips	Left Cut	Green
H. YMPC3N	20 Ga. Multi-Purpose Aviation Snips		Yellow



Offset Snips - Wiss

Part#	Description	Handling/Cutting	Color
A. TOM6R	9" Offset Snips	Left Cut	Red
B. YM300	12-1/4" 20 Ga. Utility Snips		Orange
C. YMPC3	9" 20 Ga. Multi-Purpose Snips		Yellow
D. YMPX5	13-3/4" 20 Ga. Serrated MaxCut Multi-Purpose Snips		Red



Hand Crimper - Wiss

Part#	Description	Handling/Cutting	Color
YWC5L	1-5/8" Depth Hand Crimper		
YWC5S	1-1/4" Depth Hand Crimper		



Spring Loaded Utility Snip - Wiss

Part#	Description	Handling/Cutting	Color
YWEZSNIP	4"X8-1/2" Spring Loaded Utility Snip		



Bulldog Shears - Milwaukee

Part#	Description	Handling/Cutting	Color
Y48-22-4000	9-3/4" 16 Ga. Bulldog Shears		



Tinners - Milwaukee

Part#	Description	Handling/Cutting	Color
A. Y48-22-4002	12" 20 Ga. Classic Tinner		
B. Y48-22-4003	10" 22 Ga. Classic Tinner		
C. Y48-22-4004	10" 22 Ga. Duckbill Tinner		
D. Y48-22-4005	10" 18 Ga. Compound Tinner		
E. Y48-22-4006	13" 24 Ga. Lightweight Tinner		
F. Y48-22-4001	16" 16 Ga. Bulldog Tinner		
Y48-22-4007	Lightweight Tinner Replacement Blades		



Cutting Snips - Milwaukee

Part#	Description	Handling/Cutting	Color
Y48-22-4510	Cutting Snips	Left Cut	Red
Y48-22-4520	Cutting Snips	Right Cut	Green
Y48-22-4530	Cutting Snips	Straight Cut	Yellow



18 Gauge Cutting Snips - Milwaukee

Part#	Description	Handling/Cutting	Color
Y48-22-4512	18 Ga. Cutting Snips	Left Cut	Red
Y48-22-4522	18 Ga. Cutting Snips	Right Cut	Green




24 Gauge Cutting Snips - Milwaukee

Part#	Description	Handling/Cutting	Color
Y48-22-4511	24 Ga. Cutting Angle Snips	Left Cut	Red
Y48-22-4521	24 Ga. Cutting Angle Snips	Right Cut	Green



Aviation Snips - Milwaukee

Part#	Description	Handling/Cutting	Color
A. Y48-22-4532	Offset Aviation Snips	Straight Cut	Yellow
B. Y48-22-4537	20 Ga. Aviation Snips	Long Straight Cut	Yellow
C. Y48-22-4538	Offset Aviation Snips	Long Straight Cut	Red
D. Y48-22-4533	3 Piece Aviation Snips	Set	R/Y/G




Hand Seamers - Malco

Part#	Description
A. TOS2R	3" Hand Seamer Redline
B. TOS3R	3" Offset Hand Seamer Redline
C. TOS5R	5" Hand Seamer Redline
D. TOS6R	6" Hand Seamer Redline
E. TOS9	9" Hand Seamer Redline



Seamer and Tongs - Malco

Part#	Description	Type
TOSG10	Seamer & Tongs	Straight Gripped Jaws
TOSG11	Offset Seamer & Tongs	Gripped Jaws



Folding Tool - Midwest

Part#	Description
TOMW6HB	6" Adjustable Hand Brake
TOMWS6	6" Hand Seamer
TOMWTS9	9" Hand Seamer
TOMWTF3	24" Folding Tool



Folding Tool - Wiss

Part#	Description
YWF18	18" Folding Tool
YWF24	24" Folding Tool
YWS4	3" Offset Hand Seamer
YWS6	6" Hand Seamer



Metal Panel Hemming Tool - JS Design

Part#	Description	Size
MPHT15.25	Metal Panel Hemming Tool with Single Handle - Steel	15.25"
MPHT20	Metal Panel Hemming Tool with Single Handle - Steel	20"



Vanmark TrimMaster Mark II

The POWERslot™ Hinge "auto-measures" to a 5/8" bend to make tight pockets for vinyl siding and fiber cement boards. The durable Cam-Locking has proven year after year to be reliable without constant adjustments. POWERlock™ provides a strong clamping without need for adjusting. POWERslot™ hinge "auto-measures" 5/8" hem with ease. Increased bending radius simplifies hemming resulting in faster, easier operations.

Part#	Description	Length	Throat	Frame	Max Gauge	Stand
TOBTM1060	VanMark TrimMaster Mark II	10' 6"	14"	5 C-Frames	26 Ga. Galv./ .032 Alum.	
TOBTM1061	VanMark Heavy Duty TrimMaster Mark II	10' 6"	14"	9 C-Frames	26 Ga. Galv./ .032 Alum.	
TOBTM6	VanMark TrimMaster Mark II	6' 6"	14"	3 C-Frames	Grade D, 26 Ga. Max	•
TOBTM8	VanMark TrimMaster Mark II	8' 6"	14"	4 C-Frames	Grade D, 26 Ga. Max	•



Vanmark Industrial Metal Master Brake

The Industrial Metal Master® 20 EZ comes with the latest in manufacturing to provide the best one-stop-shop for all your job site bending, from "W" style valley-pan & rake edges, to soffits & roof flashings, including wide hip and ridge cap, to HVAC duct & plenum work. POWERlock™ provides a strong clamping without need for adjusting. POWERslot™ hinge "auto-measures" 5/8" hem with ease. Increased bending radius simplifies hemming & over-bending resulting in faster, easier operations.

Part#	Description	Length	Throat	Frame	Max Gauge	Stand
TOBIM1065	VanMark Industrial Metal Master	10' 6"	20"	7 C-Frames	24 Ga. Steel	•
TOBIM1265	VanMark Industrial Metal Master	12' 6"	20"	9 C-Frames	24 Ga. Steel	•



Vanmark Metal Master Brake

The Metal Master® 20 was originally designed for the metal roofing industry and this why it is engineered the largest throat depth portable bending brake available. POWERlock™ provides a strong clamping without need for adjusting. POWERslot™ hinge "auto-measures" 5/8" hem with ease. Increased bending radius simplifies hemming resulting in faster, easier operations.

Part#	Description	Length	Throat	Frame	Max Gauge	Stand
TOBMM1060	VanMark Metal Master	10' 6"	20"	4 C-Frames	26 Ga. Steel	
TOBMM1061	VanMark Metal Master	10' 6"	20"	5 C-Frames	24 Ga. Steel	•



Vanmark Trim-A-Brake II

Great for bending basic shapes to trim out windows, doors, and much more. The simple design makes it easy for even the novice user to bend metal. Hinge pockets help prevent damage to the brake while scoring. Full loop handle provides uniform bending along entire piece. Material stops allow repeat bending without re-measuring. Design with a 3/8" x 13" working pocket.

Part#	Description	Length	Throat	Frame	Max Gauge	Stand
TOBT1050	VanMark Trim-A-Brake II	10' 6"	14"	5 C-Frames	26 Ga. Galv./ .032 Alum	•
TOBT850	VanMark Trim-A-Brake II	8' 6"	14"	4 C-Frames	26 Ga. Galv./ .032 Alum	•

MORE SPECIAL ORDER BRAKES AVAILABLE



Vanmark TrimCutter

Its unique low-profile and 4-point track system keeps the tool adjacent to the brake and cutting accurately. The harden steel knives cut up to 24 ga. Painted Steel Grade D and are design to cut through thousands of feet of material without getting dull while leaving a "factory" smooth edge that is free of sharp points.

Part#	Description
TOB3017TRIM	TrimCutter for VanMark



Vanmark UniStand

The UniStand™ Adjustable was designed to provide a stand as strong as Van Mark's bending brakes are. It has a stand that is both rigid, durable, and adjustable to meet the user's need. The wheels now make it easy to transport your tool anywhere on the jobsite.

Part#	Description
TOBUSA1LEG	USA1 UniStand w/ Wheels for Brakes, Up to 14" Throat
TOBUSA2LEG	USA2 UniStand, MetalMaster 20 Series Brakes, 20" Throat



Vanmark Leg Kit

The Van Mark Steel Folding Legs are a strong and durable stand that folds up for transport and storage. It is easily installed using a Phillips screwdriver.

Part#	Description
TOB3001LEG	Steel Leg Kit for Trim A Brake I & II
TOB3002LEG	Steel Leg Kit for Mar I & II



Vanmark Wheel Kit

The Van Mark Wheel Kit can be quickly installed on any Van Mark Brake. The durable wheel kit will make it easier to move a bending brake around the jobsite.


Part#	Description
TOB3004WHL	Wheel Kit fits USA1 & USA2 Stands



Vanmark UniLeg

The UniLeg™ was engineered to make a simple, yet durable leg kit for any contractor. The 2-piece design makes it easy for one user to setup at any jobsite without needing any tools. The 100% Steel Welded Construction will allow the legs to last as long as the Van Mark tool does.

Part#	Description
TOB3005LEG	Non-Stock UniLeg UNL1 for 14" Throat Brakes
TOBUNILEG2	UniLeg UNL2 for 20" Throat Brakes



TOBCC24

TOBCD24

Vanmark Coil Cradle and Dispenser

Part#	Description
TOBCC24	Coil Cradle (Holds up to 24" Coil Stock up to 300 lbs)
TOBCD24	Coil Dispenser (24" With Score Guide)




Vanmark Angle and Trim Cutter

The Multi Gauge™ is one of those tools that any Van Mark brake user should not be without. Its lightweight design and versatility makes it easy to set up and easy to use. No more guessing on bend angles, no more measuring 1 1/2" out for your TrimCutter™. Speed up your jobs and make your bends more accurate. The Multi Gauge™ is sold as a pair.

Part#	Description
TOBMGA	Multi-Gauge, Angle & Trim Cutter (3978 Vanmark)

Screws & Fasteners





WoodBinder - ST Fastening Solutions

Our most popular screw by far is the WoodBinder screw from ST Fastening Solutions. We supply millions of these screws each year – most of which are used to attach our ABM Panel to post frame and residential metal roofing and siding applications. We use our buying power to get you better pricing - even on direct ship orders.

Sold in bags of 100 and 250. Stocked in our ABM Panel colors, with many more colors available for direct ship.

Features

- Fastener designed to attach steel roofing & siding used in post-frame & residential metal roofing applications.
- Powder Coated for exceptional corrosion resistance.
- Threads transition from fine to coarse to generate superior holding strength in various wood substrates.
- Micro-Bit™ point reduces metal shavings that can embed themselves in the rubber washer.
- EPDM rubber is vulcanized to a steel washer to form an excellent seal even when driven at an angle.

Part#	Description	Carton Qty	Head Size	Size
S1cc	1" WoodBinder Metal-to-Wood Screw	3000	1/4"	#10 x 1"
S15cc	1-1/2" WoodBinder Metal-to-Wood Screw	2500	1/4"	#10 x 1-1/2"
S2cc	2" WoodBinder Metal-to-Wood Screw	2000	1/4"	#10 x 2"
S25cc	2-1/2" WoodBinder Metal-to-Wood Screw	1500	1/4"	#10 x 2-1/2"
S3cc	3" WoodBinder Metal-to-Wood Screw	1000	1/4"	#10 x 3"
S1cc	3/4" WoodBinder Metal-to-Wood Stitch Screw	2500	1/4"	#12 x 3/4"

MB™ New Micro-Bit™ Engineering



IMPACT DRIVER

FOR PROPER INSTALLATION, THE USE OF IMPACT DRIVERS ARE NOT RECOMMENDED FOR POWDER COATED OR ANY WET PAINTED FASTENER.



Easy Multi-Layer Penetration



Eliminates Slow or No Drill




Minimizes Pigtails

TECHNICAL INFORMATION	DRILL POINT	MAJOR DIAMETER	MINOR DIAMETER	WASHER/HEAD DIAMETER	HEAD ACROSS FLATS	ULT. TENSILE STRENGTH	MIN. TORSIONAL STRENGTH	NOM. SHEAR STRENGTH
10-16/8	MICRO-BIT	.205/.191	.121/.116	.348/.322	NOM. .250"	1904 LBS.	56 IN.-LBS.	1547 LBS.
#12-14 STITCH	MICRO-BIT	.215/.209	.160/.153	.348/.322	NOM. .250"	2900 LBS.	88 IN.-LBS.	1962 LBS.

PULL OUT STRENGTH VALUE (LBS. ULT.)		MATERIAL			SUBSTRATE								(1) 1" PENETRATION		(3) FULL PENETRATION	
		HRS PRIMED ONLY			3/4" PLY		5/8" PLY		1/2" PLY		7/16" OSB		2X Y.PINE		2X SPF	
		NOM. GAUGE	16	14	12	(3)	(4)	(3)	(4)	(3)	(4)	(3)	(4)	(1)	(2)	(4)
		THICKNESS	.060	.075	.105	(3)	(4)	(3)	(4)	(3)	(4)	(1)	(2)	(4)	(1)	(2)
10-16/8		N/A	N/A	N/A	N/A	636	N/A	441	N/A	368	N/A	210	N/A	713	1526	N/A
#12-14 STITCH		N/A	N/A	N/A	N/A	N/A	N/A	297	N/A	329	N/A	217	N/A	495	N/A	162

PULL OVER STRENGTH VALUE (LBS. ULT.) (EPDM ONLY)	DESIGNATION	MATERIAL						
		A255 GALVALUME				G90	ALUMINUM	SLOT EDGE PANEL
		NOM. GAUGE	29	26	24	22	20	21
		THICKNESS	.014	.018	.024	.030	.036	.028
#10 W/ BONDED 12 MM WASHER		378	629	721	N/A	N/A	N/A	N/A
#12-14 STITCH W/ BONDED 12 MM WASHER		378	629	721	N/A	N/A	N/A	N/A



Hex Washer Head with EPDM rubber washer provides a watertight seal on roof applications. ST Fastening Systems sockets are designed to allow for the added thickness of the powder coat.



The combination of the Micro-Bit point & transition thread from fine to coarse generates superior drill speed in metal & holding strength in wood substrates.

NOTES: 1. All strength values shown below are ultimate values, expressed in LBS. Apply an appropriate safety factor to obtain design limit



ZXL WoodBinder with 40-Year Warranty - ST Fastening Solutions

If your metal roofing has a 40-year warranty, your screw should too. That's the thinking behind the ZXL WoodBinder from ST Fastening Solutions. The ZXL screw has a 5% zinc/aluminum molded head that offers lifetime protection against red rust. That means, even if the powder coating is chipped during installation, the screw is not going to cause rust streaks down the panel. Plus, the molded head covers the washer – protecting it from damaging UV rays. The ZXL screw is an excellent choice for any long-lasting Galvanized or Galvalume roof system.

Sold in bags of 100, 250, 1000, and by the carton. Stocked in our ABM Panel colors, with many more colors available for direct ship.

Features

- Designed to fasten steel roofing plywood or OSB used in residential construction, and to wood purlins used in post-frame construction.
- 5/16" cupped HWH with a molded ZAMAC 5 Zinc-Aluminum alloy provides lifetime protection against red rust on the head & washer. The ZAMAC 5 alloy provides more strength than more common ZAMAC 3 alloy. (You may obtain a free copy of the written warranty upon request.)
- Threads transition from fine to coarse to generate superior holding strength in various wood substrates.
- Micro-Bit point reduces metal shavings that can embed themselves in the rubber washer.

Part#	Description	Carton Qty	Head Size	Size
S1Zcc	1" WoodBinder Metal-to-Wood Screw	3000	5/16"	#10 x 1"
S15Zcc	1-1/2" WoodBinder Metal-to-Wood Screw	2500	5/16"	#10 x 1-1/2"
S2Zcc	2" WoodBinder Metal-to-Wood Screw	2000	5/16"	#10 x 2"
S25Zcc	2-1/2" WoodBinder Metal-to-Wood Screw	1500	5/16"	#10 x 2-1/2"
S3Zcc	3" WoodBinder Metal-to-Wood Screw	1000	5/16"	#10 x 3"

MB™ New Micro-Bit™ Engineering

No Red-Rust Guaranteed!



IMPACT DRIVER

FOR PROPER INSTALLATION,
THE USE OF IMPACT
DRIVERS ARE NOT
RECOMMENDED FOR
POWDER COATED OR ANY
WET PAINTED FASTENER.



Easy Multi-Layer Penetration



***Eliminates
Slow or No Drill***




Minimizes Pigtails

TECHNICAL INFORMATION	DRILL POINT	MAJOR DIAMETER	MINOR DIAMETER	WASHER/HEAD DIAMETER	HEAD ACROSS FLATS	ULT. TENSILE STRENGTH	MIN. TORSIONAL STRENGTH	NOM. SHEAR STRENGTH
10-16/8	MICRO-BIT	.210/.191	.121/.116	.500"	NOM .312"	1585*** LBS.	60 IN.-LBS.	1574 LBS.
#12-14 STITCH	MICRO-BIT	.215/.209	.160/.153	.500"	NOM .312"	2900 LBS.*	88 IN.-LBS.	1962 LBS.

PULL OUT STRENGTH VALUE (LBS. ULT.)					SUBSTRATE												(1) 1" PENETRATION (2) 1 1/2" PENETRATION	(3) FULL PENETRATION (4) 1/2" PENETRATION		
		MATERIAL																		
		HRS PRIMED ONLY			3/4" PLY		5/8" PLY		1/2" PLY		7/16" OSB		2X Y.PINE			2X SPF				
	NOM. GAUGE	16	14	12																
	THICKNESS	.060	.075	.105	(3)	(4)	(3)	(4)	(3)	(4)	(3)	(4)	(1)	(2)	(4)	(1)	(2)	(4)		
10-16/8		N/A	N/A	N/A	636	N/A	441	N/A	368	N/A	210	N/A	713	1526	N/A	466	1216	N/A		
#12-14 STITCH		N/A	N/A	N/A	N/A	N/A	441	297	N/A	329	N/A	217	N/A	N/A	495	N/A	N/A	162		

PULL OVER STRENGTH VALUE (LBS. ULT.) (EPDM ONLY)	DESIGNATION	MATERIAL						
		AZ55 GALVALUME				690	ALUMINUM	SLOT EDGE PANEL
	NOM. GAUGE	29	26	24	22	20	21	29
	THICKNESS	.014	.018	.024	.030	.036	.028	.014
10-16/8 (EPDM ONLY)		658	927	1035	1386	N/A	N/A	N/A
#12-14 STITCHSD (EPDM ONLY)		658	927	1035	1386	N/A	N/A	N/A



The Zinc-Aluminum alloy HWH prevents red rust from ever starting. ST Fastening Systems spring retainer sockets are designed to allow for the added thickness of the powder coat and are recommended.



The combination of the Micro-Bit point & transition thread from fine to coarse generates superior drill speed in metal & holding strength in wood substrates.

NOTES: 1. All strength values shown below are ultimate values, expressed in LBS. Apply an appropriate safety factor to obtain design limit.



SteelBinder - ST Fastening Solutions

Fastener designed to attach metal roof and sidewall panels used in pre-engineered metal building applications.

Features

- #12 Diameter $\frac{5}{16}$ " Cupped HWH self-drilling fastener easily penetrates steel up to .210" in thickness with no "point walking." $\frac{1}{4}$ " Stitch will securely fasten 2 layers of 26 GA with no strip-out.
- Cupped head & washer encapsulate EPDM rubber washer & provide a secure seal even when driven at an angle.
- All unpainted maxx steelbinder® fasteners come standard with duraseal® plus enhanced corrosion resistance coating.



IMPACT DRIVER



FOR PROPER INSTALLATION, THE USE OF IMPACT DRIVERS ARE NOT RECOMMENDED FOR POWDER COATED OR ANY WET PAINTED FASTENER.

Part#	Description	Carton Qty	Head Size	Size
SD34cc	3/4" Self-Drill Stitch Screw	2500	1/4"	#12 x 3/4"
SD78cc	7/8" Self-Drill Stitch Screw	2500	5/16"	#12 x 7/8"
SD1cc	1" SteelBinder Self-Dill Metal-to-Metal Screw	2500	5/16"	#12 x 1"
SD125cc	1-1/4" SteelBinder Self-Dill Metal-to-Metal Screw	2500	5/16"	#12 x 1-1/4"
SD15cc	1-1/2" SteelBinder Self-Dill Metal-to-Metal Screw	2000	5/16"	#12 x 1-1/2"
SD2cc	2" SteelBinder Self-Dill Metal-to-Metal Screw	1500	5/16"	#12 x 2"
SD25cc	2-1/2" SteelBinder Self-Dill Metal-to-Metal Screw	1500	5/16"	#12 x 2-1/2"
SD3cc	3" SteelBinder Self-Dill Metal-to-Metal Screw	1000	5/16"	#12 x 3"

TECHNICAL INFORMATION	DRILL POINT (DIA)	MAJOR DIAMETER	MINOR DIAMETER	WASHER FACE DIAMETER	HEAD ACROSS FLATS	NOM. TENSILE STRENGTH	MIN. TORSIONAL STRENGTH	NOM. SHEAR STRENGTH
#12	.181/.177	.215/.209	.164/.157	.560/.545	NOM .312"	2900 LBS.	92 IN.-LBS.	1962 LBS.
1/4" STITCH	.156/.150	.246/.240	.192/.185	.560/.545	NOM .312"	3800 LBS.	150 IN.-LBS.	2850 LBS.

PULL OUT STRENGTH VALUE (LBS. ULT.)		MATERIAL													
		HRS PRIMED ONLY			AZ55 GALVALUME				G-90 GALVANIZED				HRS. PLATE		
		NOM. GAUGE	16	14	12	26	24	22	18	20	18	16	14	12	3/16"
	THICKNESS	.060	.075	.105	.018	.024	.030	.048	.036	.048	.060	.075	.105	.187	.250
#12		927	958	1678	N/A	N/A	N/A	N/A	N/A	729	787	1041	1372	N/A	N/A
1/4" STITCH		N/A	N/A	N/A	342	378	418	1038	620	N/A	N/A	N/A	N/A	N/A	N/A

PULL OVER STRENGTH VALUE (LBS. ULT.)	DESIGNATION	MATERIAL							
		AZ55 GALVALUME				G90	ALUMINUM	SLOT EDGE PANEL	
		NOM. GAUGE	29	26	24	22	20	21	29
	THICKNESS		.014	.018	.024	.030	.036	.028	.014
#12			687	1090	1299	1562	N/A	N/A	N/A
1/4" STITCH			746	960	1261	1376	N/A	N/A	N/A



Drill point is designed to penetrate steel quickly with no "point walking"

- NOTES:
1. HRS (Hot Rolled Steel)
 2. Pull over values calculated with EPDM rubber washer assembled to cupped head screw with .555" washer face.
 3. All strength values shown are ultimate values, expressed in LBS. Apply an appropriate safety factor to obtain design limits.

Cupped HWH head design improves Pull over strength versus standard HWH & Bonded Washer. ST Fastening Systems sockets are designed to allow for the added thickness of the powder coat.



White Eclipse Pan Head Screw

Available in with a washer for exterior applications and without a washer for interior applications. Uses a #25 Torx drive.

Part#	Description	Carton Qty	Drill Pt.	Head	Size
S1WHP	1" White Eclipse Pan Head Screws W/Washer	3000	Micro-bit	Truss	1"
S1WHPXW	1" White Eclipse Pan Head Screws Withoutwasher	3000	Micro-bit	Truss	1"
S15WHP	1-1/2" White Eclipse Pan Head Screws W/Washer	2500	Micro-bit	Truss	1-1/2"



Pancake Screw

Ideal for fastening standing seam clips.

Part#	Description	Carton Qty	Drill Pt.	Head Style	Size
SPA1	1" Pancake Sharp Point Screw - Zinc Plated	5000	T-17	Phillips/Square	#10 x 1"
SPA15	1-1/2" Pancake Sharp Point Screw - Zinc Plated	2500	T-17	Phillips/Square	#10 x 1-1/2"
SPA2	2" Pancake Sharp Point Screw - Zinc Plated	2000	T-17	Phillips/Square	#10 x 2"
SDPA1	1" Pancake Self-Drill Screw - Zinc Plated	5000	SD	Phillips/Square	#10 x 1"
SDPA15	1-1/2" Pancake Self-Drill Screw - Zinc Plated	2000	SD	Phillips/Square	#10 x 1-1/2"
SDPA2	2" Pancake Self-Drill Screw - Zinc Plated	2000	SD	Phillips/Square	#10 x 2"
SSPANC1	1" Pancake Sharp Point Screw - Stainless	5000	T-17	#2 Square	#10 x 1"
SSPANC15	1-1/2" Pancake Sharp Point Screw - Stainless	2000	T-17	#2 Square	#10 x 1-1/2"
SSPANC2	2" Pancake Sharp Point Screw - Stainless	2000	T-17	#2 Square	#10 x 2"


Nail Replacement Screw - Levi's Building Components

Choose from mechanical galvanized or stainless steel options in 1-1/2", 2" or 2-1/2" sizes when looking to replace nails or screws that have failed. The sharp point drills easily and oversized 5/8" EPDM washer seals tightly. Fasten aluminum panels effortlessly using the SS screw. Quick ship colors available or match to your roof color.

Features

- Mechanical Galvanized in Colors or Bare Stainless Steel
- EPDM washer 5/8" OD
- Replace failing nails or screws
- Ask about in-stock colors for quick shipment

Part#	Description	Carton Qty	Head Size	Size
SNR15cc	1-1/2" Nail Replacement Screw	2500	5/16"	#12 x 1-1/2"
SNR2cc	2" Nail Replacement Screw	1500	5/16"	#12 x 2"
SNR25cc	2-1/2" Nail Replacement Screw	1000	5/16"	#12 x 2-1/2"
SSNR15	1-1/2" Nail Replacement Screw - Stainless	2500	5/16"	#12 x 1-1/2"
SSNR2	2" Nail Replacement Screw - Stainless	1500	5/16"	#12 x 2"
SSNR25	2-1/2" Nail Replacement Screw - Stainless	1000	5/16"	#12 x 2-1/2"



IMPACT DRIVER

FOR PROPER INSTALLATION, THE USE OF IMPACT DRIVERS ARE NOT RECOMMENDED FOR POWDER COATED OR ANY WET PAINTED FASTENER.



Stainless Steel Trim Nails

Features

- Type 204 Cu Stainless Steel for better corrosion resistance
- Color-matched to our metal roofing colors
- Plain 15 gauge shank
- Made in the USA

Stocked Colors: Ash Gray, Pebble Beige, Black, Brown, Burgundy, Bronze, Charcoal, Clay, Copper Penny, Colonial Red, Barn Red, Dark Blue, Evergreen/Forest Green, Gallery Blue, Lightstone (Almond), Patina Green, Pewter Gray, Barn Red, Slate Blue, Tan, and Bright White. Also stocking 14 Gauge Copper Trim Nails.

Part#	Description	Package Qty	Head Size	Length
NTRcc	1-1/4" Stainless Steel Trim Nails	1 lb (Approx. 620)	3/16"	1-1/4"

Hammer Caps

Reduce chipping on painted nails with the hammer cap 2 pack. Fits 16 oz. and 20 oz. round hammers.



Part#	Description	Package Qty
NTRHC	2 Hammer Caps Reduce Chipping on Painted Nails	2



Stainless Steel Zip Screws

Stocked #7 Colors: Bright White, Ash Gray, Avocado Green, Brown, Beige, Matte Black, Bright Red/Scarlet Red, Burgundy, Bone White, Classic Green/Evergreen, Charcoal, Clay, Copper Penny, Colonial Red, Dark Blue, Gallery Blue, Hawaiian Blue/Slate Blue, Hartford Green, Dark Bronze/Bronze, Light Stone, Mansard Brown, Medium Bronze, Musket Gray, Patina Green, Barn Red, Slate Gray, Sierra Tan, and Tan.

Also stocked in #8 Brass, and #10 Mill Finish Stainless and Bright White.



Part#	Description	Package Qty	Size	Length
SZIPcc	1/2" Zip Screws	100	#7	1/2"




Stainless Steel Pop Rivets

Features

- Color-matched to our ABSeam Panel metal roofing colors
- Pre-drill with 1/8" Drill Bit
- Made in the USA

Stocked Colors: Stainless Steel, Matte Black, Brown, Bright Red, Burgundy, Classic Green, Charcoal, Copper Penny, Colonial Red, Dark Bronze, Gallery Blue, Hawaiian Blue, Hartford Green, Mansard Brown, Medium Bronze, Musket Gray, Slate Gray, Sierra Tan, and White.

Part#	Description	Package Qty	Head Size	Length
ABSPRB	1/8" - 3/16" Stainless Steel Pop Rivets	250/Bag 40 bags/Box	3/16	1-1/2"
ABSPRPcc	1/8" - 3/16" Painted Stainless Steel Pop Rivets	250/Bag 40 bags/Box	3/16	1-1/2"
ABSPRB42	1/8" - 1/8" #42 Stainless Steel Pop Rivets	250/Bag	3/16	1-1/2"
ABSPRB48	3/8" - 1/2" #48 Stainless Steel Pop Rivets	250/Bag	3/16	2"



Copper Pop Rivets

Part#	Description	Package Qty	Size
H CPR	Copper Pop Rivets	100/Bag 10 bags/Box	1-1/2"



Hand Pop Riveter - Malco

Features

- Short ratchet action power stroke
- Lightweight, compact size and slim nose projection
- Four rivet nosepieces (3/32-inch, 1/8-inch, 5/32-inch and 3/16-inch)

- Ideally suited for blind riveting applications in aluminum windows, gutter and downspout
- Spring return handles and comfortable contour grip

Part#	Description
TOCR18	Hand Pop Riveter Malco



M12 Rivet Tool - Milwaukee

Features

- Pull Force: 2,000 lbs
- Stroke Length: 0.8"
- Rivet Sizes: 3/32" - 3/16"
- Rivet Material: Aluminum, Steel & Stainless Steel

- Nose Pieces: 3/32", 1/8", 5/32", & 3/16"
- Height/Width 10.75" / 2.63"
- Length without mandrel collector 6.5"
- Weight (w/ battery): 4.54 lbs

Part#	Description	Capacity
Y2550-22	M12 Rivet Tool Kit with 2 Batteries and Charger	3/32" - 3/16"
Y2550-20	M12 Rivet Tool - Tool Only	3/32" - 3/16"

Caulks & Sealants





2300® Construction Tripolymer Sealant - Geocel

The 2300® Construction Tripolymer Sealant in the 10.3 oz tubes are a single component, high-performance elastomeric sealant for use in a wide variety of roofing, trim, architectural metal, manufacturing, underdeck systems, solar roof systems, and general construction applications.

Features

- Recommended for A.B Martin Metal Roofing
- Exceptional elongation and flexibility
- Excellent adhesion to many building surfaces, even when damp
- Remains flexible
- UV resistant
- Resealable, may be applied over itself
- Paintable
- Asphalt shingle compatible
- Easily applied, non-stringing formulation
- Cured sealant is mildew resistant

For Use On

- Asphalt shingles, coated steel (Kynar 500® based finishes), concrete, vinyl, steel, and other common roofing substrates.

Available Colors and Case Quantities: Clear (24), Black (24), Bronze (24), Dark Bronze (24), Medium Bronze (24), Ash Gray (6), Beige (6), Brown (6), Burgundy (6), Charcoal/Musket Gray (6), Clay (6), Copper Penny (6), Colonial Red (6), Evergreen/Hunter Green (6), Forest Green/Classic Green (6), Gallery Blue (6), Hawaiian Blue/Slate Blue (6), Lightstone (6), Mansard Brown (6), Pewter Gray (6), Barn Red (6), Slate Blue (6), Scarlet Red/Bright Red (6), Sierra Tan (6), and Tan (6). Stocked in 10.3 oz.

Plastic Tubes stocked in Clear (24), Black (24), and White (24).

Part#	Description	Case Qty	Tube Size
2300cc	2300 Geocel Caulking	Varies	10.3 oz
2300ccP	2300 Geocel Caulking in Plastic Tubes	24 Tubes	10.3 oz

Limitations: Do not use on traffic-bearing surfaces. Do not use on extruded polystyrene insulating sheathing (Styrofoam, etc.). Do not use on acrylic skylight glazing surfaces. Do not use in areas where food is processed or stored. Do not use for interior applications. Do not use for potable water applications. This product may not be sold in SCAQMD counties. This product in colors may not be sold in the state of California. The clear product is exempt from this rule, except in SCAQMD counties.



2310® Tripolymer Brushable Repair Coating - Geocel

2310® Tripolymer Brushable Repair Coating is a single-component, brushable elastic coating with rubber-like flexibility for small area use in many construction, roofing, manufacturing, and industrial applications.

Features

- Exhibits adhesion to many common construction materials including damp, oily, or dirty surfaces
- Withstands water contact quickly after application to stop leaks
- Prevents rust on metal surfaces
- Cured coating is mildew resistant
- Paintable
- Crystal clear
- Resealable
- Applies in adverse weather
- Stays flexible
- Lever-lock lids on 3-gallon pails

For Use On

- Asphalt shingles, coated steel (Kynar 500® based finishes), concrete, steel, vinyl, and other common building substrates.

Part#	Description	Case Qty	Size
2310G	2310 Tripolymer Brushable Repair Coating Clear - Gal	4 Cans	Gallon
2310Q	2310 Tripolymer Brushable Repair Coating Clear - Quart	6 Cans	Quart

Limitations: Do not use on traffic-bearing surfaces. Do not use on polystyrene insulation sheathing or EPDM. Do not use in areas where food is processed or stored. Product contains solvents that may craze some plastic materials. Do not use as a complete surface coating or in continuous underwater applications. For exterior use only due to odor emitted during cure. Do not use for potable water applications.



2315LRF® Leak Repair-Fibered Brushable Coating - Geocel

2315LRF® Leak Repair-Fibered Brushable Sealant is a single-component, elastic sealant with rubber-like flexibility for small area use. It is an ideal solution to stop roof leaks fast, even in damp conditions.

Features

- Stops leaks fast
- Fibered for strength
- Will function in UV, heat, and intermittent foot traffic
- Withstands water contact quickly after application to stop leaks
- One-step application with no primer required
- Applies in adverse temperature ranges, including damp and icy conditions
- Cured sealant is mildew resistant
- Repairs small areas on slate, tile, shingles, and asphalt roofs
- Exhibits adhesion to many roofing materials, including damp, oily, or slightly dirty surfaces

For Use On

- Asphalt shingles, coated steel (Kynar 500® based finishes), concrete, steel, vinyl, and other common building substrates.

Part#	Description	Case Qty	Can Size
2315G	2315LRF Leak Repair-Fibered Brushable Coating - Gal.	4 Cans	Gallon
2315Q	2315LRF Leak Repair-Fibered Brushable Coating - Qrt	6 Cans	Quart

Limitations: Do not use on polystyrene insulation sheathing or EPDM. Do not use in areas where food is processed or stored. Do not use as a complete surface coating or in continuous underwater applications. For exterior use only due to odor emitted during cure. Product contains solvents which may craze some plastic materials or discolor some light colored asphalt materials. Do not use for potable water applications.



2320® Construction Tripolymer Narrow Seam Sealant - Geocel

2320® Gutter and Narrow Seam Sealant is a single-component, elastomeric, semi-self-leveling, high performance tripolymer sealant designed to prevent the passage of air and moisture through small joints or seams.

Features

- Excellent adhesion to many building surfaces, even when damp or oily
- Exceptional ultraviolet resistance
- Paintable
- Semi-self-leveling
- Cleans up easily
- Asphalt shingle compatible

For Use On

- Asphalt shingles, brick (masonry), concrete, glass, vinyl, wood, sheet metal, and other common building substrates.

Part#	Description	Case Qty	Tube Size
2320cc	2320 Tripolymer Narrow Seam Sealant - Clear	24 Tubes	10.3 oz

Limitations: Not recommended for joints larger than 1/4" x 1/4". Do not use on traffic-bearing surfaces. Do not use in contact with Styrofoam. Do not use for potable water applications. For exterior use only due to odor emitted during cure. This product may not be sold in the State of California.



4500® Roof Bonding Sealant - Geocel

Geocel 4500® Roof Bonding Sealant is a premium Scypolymer® one-component, proprietary bonding sealant specifically designed for roofing applications and systems. The advanced technology of Geocel 4500® Roof Bonding Sealant results in a product that quickly withstands ponding water while bonding to many common roofing substrates.

Features

- Applies, adheres, and cures underwater
- 2 products in 1 - lap adhesive & scrim edge sealant
- No additional adhesives or sealants needed
- Remains flexible
- Works with EPDM membranes, tapes, and patches
- Can also be used as a night seal and for core/test cuts
- Non-flammable formulation

For Use On

- Asphalt shingles, steel, concrete, EPDM, primed TPO, primed PVC, Hypalon (black only), metal, wood, and other common building substrates.

Part#	Description	Case Qty	Tube Size
4500BL	4500 Geocel Bonding Sealant - Black	24 Tubes	10 oz

Limitations: Do not use on unprimed TPO or PVC membranes. Do not use black Geocel 4500 Roof Sealant on white EPDM. Do not use white Geocel 4500 Roof Sealant on black EPDM. Do not use for potable water applications. Do not use in areas where food is processed or stored.



4525™ Semi-Self-Leveling Sealant - Geocel

4525™ Semi-self-leveling Sealant is a hybrid sealant that requires no mixing and can be used in damp or dry conditions. Simply pour it in place and it cures to form a weather resistant, durable seal for pitch pans and roof repair applications.

Features

- Use in pitch pan or pocket applications or roof repair
- Can be applied in damp or dry conditions
- No priming required on most substrates
- Semi-self-leveling
- One-part, no mixing
- Compatible with Geocel 4500® Roof Bonding Sealant and Geocel Pro Fit® Pocket
- Stays flexible
- Will not distort due to weather, stress, water, movement, or aging
- Adheres to many common building substrates including EPDM, primed TPO, primed PVC, metal, asphalt shingles, and concrete

For Use On

- Black EPDM, primed TPO, primed PVC, many metals, asphalt shingles, concrete, and many other common building substrates

Part#	Description	Case Qty	Size
4525	4525 Pitch Pan & Repair Semi Self Leveling Sealant - Black	4 Pouches	64 oz

Limitations: Do not use on unprimed TPO or PVC. Do not use for broad applications on PVC. Do not use in areas where food is processed or stored. Not suitable for potable water applications.



8150® 100% Silicone High Performance Neutral Cure - Geocel

8150® 100% High Performance Neutral Cure Sealant is a high modulus, one-component silicone with excellent adhesion to both porous and non-porous surfaces. It provides joint movement capability of $\pm 25\%$ with excellent weatherability. Ideal for a variety of construction and industrial applications.

Features

- 100% Silicone
- Neutral cure, high modulus
- Versatile, high performance
- Excellent adhesion to porous and non-porous surfaces
- High movement capability of $\pm 25\%$ -Excellent weatherability

For Use On

- Aluminum, glass, wood, plastic, metal, concrete, and other common building substrates

Part#	Description	Case Qty	Tube Size
8150	8150 Geocel Construction Silicone - Clear	12 Tubes	10 oz

Limitations: Product is not recommended for exterior, below-grade use. Product is not recommended for continuous water immersion. Do not use in applications over tar, asphalt, or materials that bleed oils, plasticizers, or solvents. Do not use on marble substrates. Do not use in applications in airtight enclosures as the sealant requires atmospheric moisture to cure. Do not use on horizontal traffic joints. Do not use on brass, copper, or other sensitive metals as discoloration may occur. Product may stress-craze polycarbonate materials. Do not use for potable water applications.



RP-400® Plastic Wet-Dry Surface Roof Cement - Geocel

RP-400® Construction Plastic Wet-Dry Surface Roof Cement is a single-component, asbestos-free, asphalt-based cement designed for many construction, roofing, manufacturing, and industrial applications.

Features

- Use on wet or dry roof surfaces, even underwater
- Formulated to seal quickly; will not pull apart or lose its bond
- Remains soft and pliable
- Resists temperature change

For Use On

- Asphalt, steel, brick, wood, aluminum, and other common building substrates.

Part#	Description	Case Qty	Tube Size
RP400	RP400 Plastic Wet/-Dry Surface Roof Cement	24 Tubes	10 oz

Limitations: Do not paint or thin. Do not use with single-ply membranes such as EPDM, PVC, CSPE, etc. Product contains solvents that may craze some plastic materials. Store at room temperature for 24 hours before use to improve ease of application. Do not use in areas where food is processed or stored. Do not use in potable water applications. This product may not be sold in the state of California.



Lexel® - Sashco

Lexel® is the "duct tape" of all caulks. Super-elastic. Superior adhesion. Paintable. It seals around anything: tubs and shower stalls, sinks and counter tops, window frames and door frames, PVC and metal pipes. Apply to wet or dry surfaces, indoors and outdoors. It's tough and can handle up to 400% joint movement. It's scrubbable. It sticks to just about anything. Lexel® clear caulk is 19 times clearer than silicone and won't yellow or cloud up over time. Lexel® won't let you down.

Features

- Tough: Survives routine scrubbing with household cleaners, including abrasive cleaners.
- Super elastic: When the surface moves, Lexel moves. No cracking, tearing, or pulling away for a lasting, permanent seal.
- Instantly waterproof: No waiting and wondering necessary. Use the sink or shower right away.
- Cured sealant is mold and mildew resistant: Keep unsightly and unhealthy growths where they belong – in a lab, not on your caulk.
- Sticks to wet surfaces: Dry weather may be days away. Lexel can be applied today.
- Ultra clear sealant: In fact, it's 19x clearer than silicone. It won't yellow and won't go cloudy.
- Won't freeze: Feel free to leave it in your truck or garage overnight. It'll be fine in the morning.

For Use On

Lexel® is excellent for use in a variety of areas and sticks to almost anything, including: Kitchen & bathroom fixtures, Countertops & backsplashes, Wallpaper (helps prevent curling), Around trim, Around windows & doors, Thresholds, Sills, Siding, Vents, Pipes & air conditioners, Around ductwork & HVAC, Wood & moulding/trim, and Masonry. Adheres to most roofing materials, including **Metals:** Aluminum, Brass, Steel, and Anodized Windows. **Plastics:** ABS, Nylon, PVC, Acrylic Sheet, Plexiglass, Urethane, Fiberglass, Polycarbonate, Vinyl, Lexan, and Polystyrene. **Other Surfaces:** Asphalt, Stone, Brick, Fiber Cement, Stucco, Tile, Concrete, Glass, Wood, Porcelain, and Mortar.

Part#	Description	Case Qty	Size
Y13043	General Purpose Lexel Caulk - White - 5 oz Tube	12 Tubes	5 oz
Y13013	General Purpose Lexel Caulk - Clear - 5 oz Tube	12 Tubes	5 oz
Y13080	VOC General Purpose Lexel Caulk - White - 10.5 oz Tube	12 Tubes	10.5 oz
Y13010	VOC General Purpose Lexel Caulk - Clear - 10.5 oz Tube	12 Tubes	10.5 oz

Limitations: Do not use on polystyrene insulation, where temperatures exceed 200°F, or in containment applications. Product will not adhere to or is incompatible with Aquaseal®, Kynar®, polypropylene, polystyrene foam insulation, polyethylene, rubber, silicone, Styrofoam® (it dissolves it), Teflon®, vulcanized rubber, and waxes.



Through The Roof - Sashco

Make persistent leaks and repeated repairs a thing of the past. Get Through the ROOF!® This ultra-clear roof, gutter, and flashing caulk goes on easy and remains elastic year after year to permanently seal those nagging leaks. It can even be applied in the middle of a rain storm! It's proven to last 20 times longer than roof cement. Just say NO to leaks and repeated repairs and change your tune to "Five year leak GONE!"

Features

- Permanently fixes nagging leaks: Proven to last 20 times longer than asphalt. Remains elastic and water-tight year after year.
- Do repairs today, even in a rain storm: Sticks to surfaces wet or dry, in temperatures down to 0° and up to 120°F.
- Repairs stick, but don't stick out: Tenacious adhesion to a wide variety of roofing materials and won't discolor them. Goes on crystal clear and stays clear.
- Easy to use: Easy to apply for professional-looking results every time.
- OK to leave in your unheated garage overnight: Through the ROOF!® won't freeze.
- Paintable with water-based paint after 24 hours. Paintable with oil-based paint after 1 week.

For Use On

For repairs that stick, but won't stick out, use Through The ROOF! on common roofing fixtures and materials, including: Flashing, Gutters, Vents, PVC & ABS vent pipe, Skylights, Ductwork, Chimneys, Brick/block/mortar, Shingles & shakes, Roof jacks, cables, air conditioning units, and more.

Adheres to most roofing materials, including **Metals:** Aluminum, Brass, Steel, and Anodized Windows. **Plastics:** ABS, Nylon, PVC, Acrylic Sheet, Plexiglass, Urethane, Fiberglass, Polycarbonate, Vinyl, Lexan, and Polystyrene. **Other Surfaces:** Asphalt, Stone, Brick, Fiber Cement, Stucco, Tile, Concrete, Glass, Wood, Porcelain, and Mortar.



Part#	Description	Case Qty	Size
PTRC	Through The Roof Sealant - Clear - 10.1 OZ Tube	12 Tubes	10.1 oz
PTRQ	Through The Roof Sealant - Clear - Quart	6 Bottles	Quart
PTRG	Through The Roof Sealant - Clear -Gallon	2 Cans	Gallon

Limitations: Do not use in areas of submersion or frequent, prolonged puddling, with polystyrene insulation, or in containment applications. Plastics not listed should be tested for compatibility before use. Product will not adhere to or is incompatible with Aquaseal®, Kynar®, polypropylene, polyethylene, silicone, Styrofoam® (it dissolves it), Teflon®, and waxes.



Sealant Tape


A 100% solid, asbestos free butyl tape sealant in roll form. Available for direct ship from ST Fastening Solutions.


Features

- Applications include metal roof endlaps, sidelaps, vents, gutters, pipe flashings, skylights.
- Service temperature range is -40 Degrees F- +180 Degrees F
- Material will not become brittle or crack.

Part#	Description	Case Qty	Size
IST38	3/8 inch Sealant Tape	40 Rolls	3/32" x 3/8" x 45'
IST12	1/2 inch Sealant Tape	32 Rolls	3/32" x 1/2" x 45'
IST34	3/4 inch Sealant Tape	24 Rolls	3/32" x 3/4" x 45'
IST1	1 inch Sealant Tape	20 Rolls	3/32" x 1" x 45'
IST25	2-1/2 inch Sealant Tape	6 Rolls	3/16" x 2-1/2" x 20'

Roof Boots





Round Roof Boot - MasterFlash

Manufactured from EPDM or silicone rubber, the Round MasterFlash Roof Boot is compounded for maximum resistance to ozone, UV light, & temperature extremes.

Features

- Flexible aluminum base will allow the flashing to conform to any metal roof configuration. Pipe location can be centered in the flat of the panel or the rib.
- Urethane sealant & self-drilling screws complete the installation.
- MasterFlash Roof Boots are well marked so they can easily be cut with shears to fit exactly the pipe size used.
- MasterFlash Roof Boots are available in multiple colors EPDM as well as Red or Gray high-temperature Silicone.

Part#	Description	Pipe Size	Base Size	Case Qty
MF1	#1 Gray MasterFlash Round Roof Boot - EPDM	1/4" -2-1/2"	4.75" (120.7mm)	15
MF2	#2 Gray MasterFlash Round Roof Boot - EPDM	1-3/4"-3"	6.21" (157.7mm)	15
MF3	#3 Gray MasterFlash Round Roof Boot - EPDM	1/4"-5"	7.74" (196.6mm)	15
MF3cc	#3 Color MasterFlash Round Roof Boot - EPDM	1/4"-5"	7.74" (196.6mm)	15
MF4	#4 Gray MasterFlash Round Roof Boot - EPDM	3"-6-1/4"	9.26" (235.2mm)	10
MF5	#5 Gray MasterFlash Round Roof Boot - EPDM	4-1/4"-7-3/4"	10.75" (273.0mm)	10
MF6	#6 Gray MasterFlash Round Roof Boot - EPDM	5" - 9"	12.50" (317.5mm)	10
MF7	#7 Gray MasterFlash Round Roof Boot - EPDM	6" - 11"	14.60" (370.8mm)	10
MF8	#8 Gray MasterFlash Round Roof Boot - EPDM	7" - 13"	16.5" (419.1mm)	5
MF9	#9 Gray MasterFlash Round Roof Boot - EPDM	9" - 19"	25.25" (641.1mm)	5
MF10	#10 Gray MasterFlash Round Roof Boot - EPDM	13" - 26"	34" (863.6mm)	5

EASY INSTALLATION



1. Choose pipe opening and trim



2. Slide over pipe



3. Form to roof profile



4. Apply sealant



5. Fasten to complete

	EPDM 500	SILICONE
Advanced Ozone Resistance Tested to...	70 hr @500 pphm	70 hr @ 500 pphm
High Temperature Resistance Tested to	+135°C (+275°F)	+260°C (+500°F)
Intermittent Continuous	+100°C (+212°F)	+225°C (+500°F)
Low Temperature Resistance tested to...	-55°C (-65°F)	-74°C (-100°F)
Tensile Set Maximum...	10MPa (1450psi)	5MPa (700psi)
Compression Set Maximum...	25%	50%

#3 Stocked EPDM Color Options



* = STOCKED COLORS IN #3 ONLY. OTHER COLORS AND SIZES AVAILABLE FOR SPECIAL ORDER



STOCKED IN
BLACK EPDM



STOCKED IN HIGH-
TEMPERATURE
RED SILICON

Square Roof Boot - MasterFlash


Manufactured from EPDM or silicone rubber, the Square MasterFlash Roof Boot is compounded for maximum resistance to ozone, UV light, & temperature extremes.

Features

- Flexible aluminum base will allow the flashing to conform to any metal roof configuration. Pipe location can be centered in the flat of the panel or the rib.
- MasterFlash Roof Boots are well marked so they can easily be cut with shears to fit exactly the pipe size used.
- MasterFlash Roof Boots are available in multiple colors EPDM as well as Red high-temperature Silicone.
- Urethane sealant & self-drilling screws complete the installation
- The advantage of the square base is that it can be angled so the corner is pointing up the roof to act as a water diverter.

Part#	Description	Pipe Size	Base Size	Case Qty
MF2SB	#2 Black MasterFlash Square Roof Boot - EPDM	7/8"-4"	6" (152mm)	15
MF3SB	#3 Black MasterFlash Square Roof Boot - EPDM	1/4"-5-3/4"	8" (203mm)	15
MF4SB	#4 Black MasterFlash Square Roof Boot - EPDM	2-3/4"-7"	10" (254mm)	10
MF5SB	#5 Black MasterFlash Square Roof Boot - EPDM	4"-8-1/4"	11" (279mm)	10
MF6SB	#6 Black MasterFlash Square Roof Boot - EPDM	4-3/4"-10"	12" (304mm)	10
MF7SB	#7 Black MasterFlash Square Roof Boot - EPDM	5-1/2"-11-1/2"	14" (355mm)	10
MF8SB	#8 Black MasterFlash Square Roof Boot - EPDM	6-3/4"-13-1/2"	17" (431mm)	5
MF9SB	#9 Black MasterFlash Square Roof Boot - EPDM	9-1/2"-20-1/2"	25" (635mm)	5
MFHT3	#3 High-Temperature Red Master Flash Square Roof Boot - Silicone	1/4"-5-3/4"	8" (203mm)	15
MFHT4	#4 High-Temperature Red Master Flash Square Roof Boot - Silicone	2-3/4"-7"	10" (254mm)	10
MFHT5	#5 High-Temperature Red Master Flash Square Roof Boot - Silicone	4"-8-1/4"	11" (279mm)	10
MFHT6	#6 High-Temperature Red Master Flash Square Roof Boot - Silicone	4-3/4"-10"	12" (304mm)	10
MFHT7	#7 High-Temperature Red Master Flash Square Roof Boot - Silicone	5-1/2"-11-1/2"	14" (355mm)	10
MFHT8	#8 High-Temperature Red Master Flash Square Roof Boot - Silicone	6-3/4"-13-1/2"	17" (431mm)	5
MFHT9	#9 High-Temperature Red Master Flash Square Roof Boot - Silicone	9-1/2"-20-1/2"	25" (635mm)	5
MFHT10-MAXI	#10 Maxi-High-Temperature Red Master Flash Square Roof Boot - Silicone	12"-28-1/2"	34" (863mm)	5
MF*Sc	Special Order Colors available in All Sizes			

EASY INSTALLATION



1. Choose pipe opening and trim



2. Slide over pipe



3. Form to roof profile



4. Apply sealant







5. Fasten to complete

	EPDM 500	SILICONE
Advanced Ozone Resistance Tested to...	70 hr @500 pphm	70 hr @ 500 pphm
High Temperature Resistance Tested to Intermittent Continuous	+135°C (+275°F) +100°C (+212°F)	+260°C (+500°F) +225°C (+500°F)
Low Temperature Resistance tested to...	-55°C (-65°F)	-74°C (-100°F)
Tensile Set Maximum... Compression Set Maximum...	10MPa (1450psi) 25%	5MPa (700psi) 50%

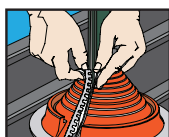
Special Order EPDM Color Options

TERRA COTTA LIGHT BLUE BRIGHT RED LIGHT GREEN DARK GREEN WHITE BROWN DARK BLUE

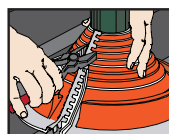




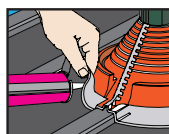
1. Using tin snips, cut the cone to fit pipe.



2. Wrap Retrofit around pipe, join the interlocking teeth



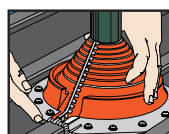
3. Squeeze jointer tightly with pliers to crimp



4. Apply sealant shape Retrofit to roof



5. Fasten Retrofit to roof



6. Apply additional sealant to mechanical locking jointer seam

Retrofit Round Roof Boot - MasterFlash


Manufactured from EPDM or silicone rubber, the Retrofit Round MasterFlash Roof Boot is compounded for maximum resistance to ozone, UV light, & temperature extremes.

Features

- Flexible aluminum base will allow the flashing to conform to any metal roof configuration. Pipe location can be centered in the flat of the panel or the rib. Urethane sealant & self-drilling screws complete the installation
- Retrofit Round Roof Boots are well marked so they can easily be cut with shears to fit exactly the pipe size used.
- Stainless steel teeth grip the material & secure it tightly.

Part#	Description	Pipe Size	Base Size	Case Qty
MFRJ1	#1 MasterFlash Retrofit Round Roof Boot	3/4" - 2-3/4" (19 - 70 mm)	6-3/10" (160mm)	5
MFRJ2	#2 MasterFlash Retrofit Round Roof Boot	2" - 7-1/4" (50.8 - 184 mm)	10-3/4" (273.1mm)	5
MFRJ3	#3 MasterFlash Retrofit Round Roof Boot	3-1/4" - 10" (95 - 254 mm)	14-1/2" (641.4mm)	5

	EPDM 500	SILICONE
Advanced Ozone Resistance Tested to...	70 hr @500 pphm	70 hr @ 500 pphm
High Temperature Resistance Tested to	+135°C (+275°F) +100°C (+212°F)	+260°C (+500°F) +225°C (+500°F)
Low Temperature Resistance tested to...	-55°C (-65°F)	-74°C (-100°F)
Tensile Set Maximum... Compression Set Maximum...	10MPa (1450psi) 25%	5MPa (700psi) 50%



1. Trim to Fit



2. Wrap and Snap



3. Press and Mold



4. Add Urethane Sealant.



5. Fasten



6. Install Cable Tie

Retrofit Square Roof Boot - MasterFlash

Manufactured from EPDM or silicone rubber, the Retrofit Square MasterFlash Roof Boot is compounded for maximum resistance to ozone, UV light, & temperature extremes.

Features

- Flexible aluminum base will allow the flashing to conform to any metal roof configuration. Pipe location can be centered in the flat of the panel or the rib. Urethane sealant & self-drilling screws complete the installation.
- Retrofit Square Roof Boots are well marked so they can easily be cut with shears to fit exactly the pipe size used.
- Retrofit Square Roof Boots are used in applications for which a standard flashing will not work. It wraps around the pipe instead of pulling down over the pipe. Hardware is included to ensure a watertight connection.
- Fastener snaps & cable tie are included.
- Available in EPDM and Silicone.

Part#	Description	Pipe Size	Base Size	Case Qty
MFRF101	#1 MasterFlash Retrofit Square Roof Boot	3/4" - 2-3/4" (19 - 70 mm)	6-3/10" (160mm)	5
MFRF102	#2 MasterFlash Retrofit Square Roof Boot	2" - 7-1/4" (50.8 - 184 mm)	10-3/4" (273.1mm)	5
MFRF103	#3 MasterFlash Retrofit Square Roof Boot	3-1/4" - 10" (95 - 254 mm)	14-1/2" (641.4mm)	5

	EPDM 500	SILICONE
Advanced Ozone Resistance Tested to...	70 hr @500 pphm	70 hr @ 500 pphm
High Temperature Resistance Tested to	+135°C (+275°F) +100°C (+212°F)	+260°C (+500°F) +225°C (+500°F)
Low Temperature Resistance tested to...	-55°C (-65°F)	-74°C (-100°F)
Tensile Set Maximum... Compression Set Maximum...	10MPa (1450psi) 25%	5MPa (700psi) 50%

Special Order Red Silicone Retrofit Roofjack





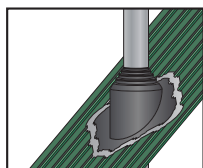
Extreme Angle Roof Boot - MasterFlash

The built-in 40° degree pitch allows to handle any extreme roof pitch (35° - 65°), sleeve flexibility accommodates vibration and pipe movement caused by expansion/contraction. Easy on-site customization accommodates all normal installations.

Features


- Weather Resistance Designed to withstand the damaging effects of ultra violet light and ozone.
- Modification made simple easy to see pipe diameters make for painless on-site customization.
- Adaptable Base. The base is designed to mold to most panel configurations and roof pitches regardless of pipe location.
- Stocked in Black EPDM. Also available in Red Silicone.

Part#	Description	Pipe Size	Base Size	Case Qty
MFEA	MasterFlash Extreme Angle Roof Boot Black - EPDM	1/4" - 5-3/4" (6 - 146mm)	11" (279mm)	5



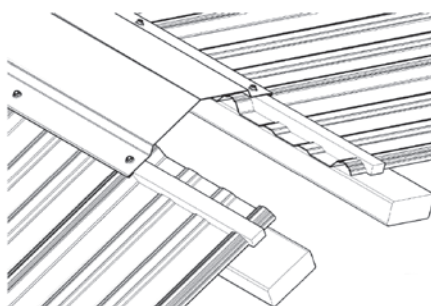
	EPDM 500	SILICONE
Advanced Ozone Resistance Tested to...	70 hr @500 pphm	70 hr @ 500 pphm
High Temperature Resistance Tested to Intermittent Continuous	+135°C (+275°F) +100°C (+212°F)	+260°C (+500°F) +225°C (+450°F)
Low Temperature Resistance tested to...	-55°C (-65°F)	-74°C (-100°F)
Tensile Set Maximum... Compression Set Maximum...	10MPa (1450psi) 25%	5MPa (700psi) 50%

Ventilation & Closures





SHIPPING NATION-WIDE



RIDGECAP DETAIL



MATERIAL DETAIL



FITS ANY PROFILE

Ultra Vent

The ultimate in vent closures is now tested in up to 90 mph wind-driven rain with NO measurable leakage!

Meet the Ultra-Vent: the universal ventilation system that conforms to any roof panel. It compresses and fills every void between your ridge cap and the roof panel. Factory applied glue strips allow the installer to roll out Ultra-Vent and apply it to the roof panel, even in windy conditions. Can be used between panels with a gable overlap or with a ridge cap system.

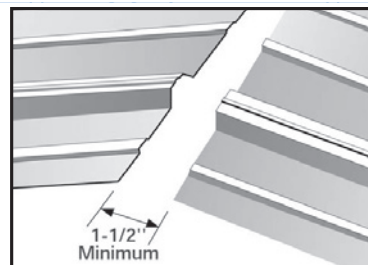
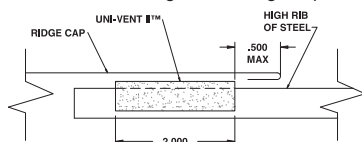
Features

- Pure Polyurethane Foam
- Vinyl Coating
- UV Stabilized/Fire Retardant
- Continuous Double Glue Strip
- Use on any roof pitch from $\frac{3}{12}$ to $20\frac{1}{2}$
- Independent Testing
- Air Permeability: 840 Cu. FT. / MIN
- Now you can stock one product to match any roof panel configuration

Part#	Description	Skid Qty	Height	Width	Length
UV	Ultra Vent Under Ridge Cap Ventilation	135	1"	1.5"	20'
UV15	Ultra Vent Under Ridge Cap Ventilation	56	1.5"	2	25'

Allow a minimum of a 1-1/2" wide opening at the peak of the roof.

For proper air flow, the downhill edge of the Ultra-Vent™ should be no more than 1/2" above the lower edge of the ridge cap




Roll out Ultra-Vent™ over the high ribs with a slight droop in the middle.




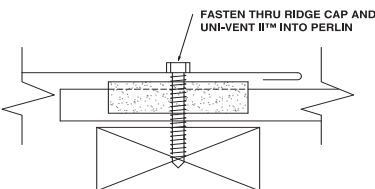
Ultra-Vent™ should stick initially at high ribs and at low point in between




After the Ultra-Vent™ is rolled out over the high ribs, the installer must press down between the high ribs for full adhesion.



Ultra-Vent™ will compress at the major and minor ribs to fill all gaps. The installer can utilize the same fasteners that would be used for a normal ridge cap installation.



Independent Testing		
PROPERTY	TEST	RESULTS
90 mph Wind Driven	CRL 6875	No Leakage
Rain Net Free Area	1" nom. Thickness	8.5 sq. in. per lin. Ft. per side (17 sq. in. per lin. Ft. ridge)
Air Permeability	ASTM D737	840 cu. ft. / min.
Cold Crack	F87260 Sec. 4—C14	Resistance to -55° C
Snow Infiltration	CRL 5704	-0-
Tear Strength	ASTM D3574	3.5 p.s.i.
Tensile Strength	ASTM D3574	16 p.s.i. - Elong 175%
Attic Dust	ASTM D1739-98	No Clogging
Dust Exposure	ICBO AC132	No Clogging
Compressive Strength	ASTM D3574	1.8 p.s.i. @ 75%
UV Stable	Chamber Test	No change to color or materials
Abrasion	ASTM D1175	No damage



SHIPPING NATION-WIDE

Perform Vent

Features

- One person roll-out installation
- Won't crack, dent or rust during shipping or installation
- Won't scratch panel finish
- Won't clog from airborne dust
- Prevents insect infiltration
- Prevents snow infiltration
- Provides proven roof ventilation
- Invisible from the curb
- Will not support a flame
- Made in USA
- Made from over 90% recycled fiber; over 30% post-consumer content
- Sold by the piece and also




MATERIAL DETAIL



Part#	Description	Pck. Qty.	Height	Width	Length
CV	Perform Vent for Hip/Ridge	2	1"	3"	50'
CVP2	Perform Vent II with Continues Glue Strip	4	1"	2"	50'
CVP	Perform Vent Notched for ABM Panel with Glue Dot	2	1"	2"	50'

Perform Vent Installation Instructions



1. Allow a 2" opening at ridge for ventilation. Perform Vent is rolled out along the ridge, gable to gable. Install Perform Vent about 1/2" to 1" up-slope from the edge of the ridge cap.

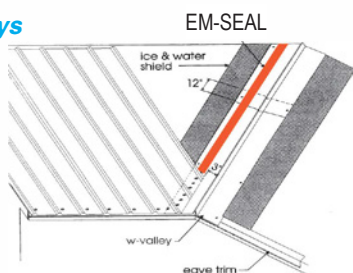
2. Perform Vent can be cut with scissors or utility knife.

When splicing Perform Vent, make the splice at the center top of the high rib and use caulk or sealant along the splice.

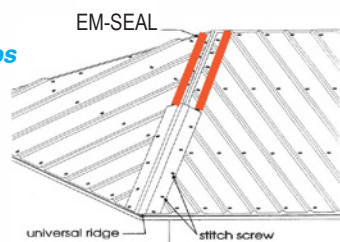
3. Screw through ridge cap into top of each panel rib.



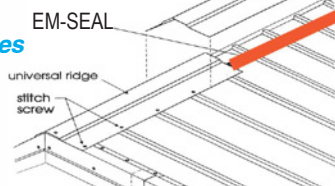
Valleys



Hips



Ridges



MATERIAL DETAIL

Em-Seal Closure - AST Hi-Acrylic

Em-Seal is a self-adhering tape sealant made from resilient, open-cell polyurethane foam impregnated with a water-based acrylic-modified asphalt emulsion and then compressed to a sealing density level appropriate to the application. Typically, higher compression levels are required for watertightness in water run-off applications; lower compression can be used, for example, for snow seals at roof ridges.

Em-Seal replaces and outperforms liquid and butyl-tape sealants as well as closed-cell and unimpregnated open-cell foam closures.

Em-Seal sealant tape is used to seal out dust, air, wind-driven snow, and moisture through joint details in metal buildings and roofs. Em-Seal is ideal as a filler in expansion/compression joints subject to movement from thermal expansion and contraction, and as a gasket in mechanically fastened, non-moving applications such as lap seams. Em-Seal is suitable for use against metal, plastic, wood, concrete, and other materials common in metal building structures.

Features

- Watertight at 80% Compressed
- Stops Flowing Water at 75% Compressed
- Blocks Air and Acoustic at 68%
- Restricts Hot, Cold, Dust at 18%
- Will not dry out and become brittle
- UV-stable
- Highly resistant to bugs and vermin
- Will not extrude from between joints like caulk or butyl tapes
- Conforms to contours and fills gaps
- Maintains a seal during thermal expansion and contraction
- of building panels
- Excellent compressibility and recovery (minimal compression set)
- Good thermal and sound insulator
- No shrinkage or blow-out due to closed-cell breakage
- Supplied with self-adhesive on one side. After removal of packaging, material begins gradual expansion - more slowly in cold weather than in hot.
- Sold by the piece.

Part#	Description	Pck. Qty.	Height	Width	Length
EMS	Em-Seal Expandable Closure	26	1"	1"	19.68'
EMS1.5	Em-Seal Expandable Closure for PBR	16	1.5"	1.5"	13.12'

Property	Value	Test Method
Base Material	Open cell, high density, polyurethane foam	N/A
Impregnation	Acrylic-modified asphalt	N/A
Color	Black	N/A
Tensile strength	21 psi min (145 kPa)	ASTM D3574
Elongation - ultimate	150% min	ASTM D3574
Temperature range		
High - permanent	185°F (85°C)	
High - short term	203°F (95°C)	
Low	-40°F (-40°C)	
Softening point	140°F min (60°C)	ASTM D816
UV resistance	Excellent	
Mildew resistance	Excellent	
Resistance to aging	Excellent	
Bleeding	None (when compressed down to 20% of uncompressed thickness)	
-40°F to 180°F		
(-40°C to 85°C)		
Compression set	3% max	ASTM D3574
70°C 50% RH after 72hrs		
Thermal conductivity	0.34 Btu. in/hr. ft². °F (0.05 W/m. °C)	ASTM C518
Low temp. flexibility	No cracking or splitting	ASTM C711
32°F to -10°F		
(0°C to -23°C)		
Water vapor transmission	0.011 perms	ASTM C355-64
at 25% compression		





Foam Closure Strips

• Designed to close gaps in roof & sidewall applications. Material is pre-cut to conform to metal panel configurations.

Features

- Applications include closing the openings at the ridge (peak of the building) or at the eave (gutter-line of a building).
- 1.8 lb. Density polyethylene foam is designed to withstand harsh weather elements including moisture & ultraviolet rays.
- Optional pre-applied adhesive helps to keep closure in place before roof panel is fastened.
- Interlocking dovetails provide a secure end-to-end fit, eliminating any potential gaps
- Other profiles are available.



Interlocking dovetails provide a secure end-to-end fit, eliminating any potential gaps

Part#	Description	Pck. Qty.	Rib Spacing	Size
FSI	ABM Panel Inside Filler Strip - No Adhesive	100	9"	7/8" x 3/4" x 36"
FSIG	ABM Panel Inside Filler Strip - With Adhesive	100	9"	7/8" x 3/4" x 36"
FSO	ABM Panel Outside Filler Strip - With Adhesive	100	9"	7/8" x 3/4" x 36"
FSOV	ABM Panel Vented Outside Filler Strip - With Adhesive	50	9"	1-3/4" x 3/4" x 36"
FSIR	PBR Panel Inside Filler Strip - No Adhesive	100	12"	7/8" x 1-1/4" x 36"
FSOR	PBR Panel Outside Filler Strip - With Adhesive	100	12"	7/8" x 1-1/4" x 36"
FSI5	5-V Crimp Panel Inside Filler Strip - No Adhesive	100	12"	7/8" x 1/2" x 24"
FSO5V	5-V Crimp Panel Outside Filler Strip - With Adhesive	100	12"	7/8" x 1/2" x 24"
FSO14	1-1/4" Cont. Corrugated Panel Filler Strip - No Adhesive	100	1-1/4"	7/8" x 7/8" x 36"
FSO25	2-1/2" Cont. Corrugated Panel Filler Strip - No Adhesive	100	2-1/2"	7/8" x 7/8" x 36"

EASY 4 STEP INSTALLATION

STEP 1	PEEL PAPER FROM ADHESIVE
STEP 2	FIT TO METAL PANEL
STEP 3	FIRMLY APPLY
STEP 4	LINK NEW CLOSURE

PHYSICAL PROPERTIES	TEST METHODS	REQUIREMENT
Density (lb./cf)	ASTM D 3574	1.8 - 2.0
110 mph Wind Driven Rain Test	AS 100(A)	NA
Air Permeability (ft3/m./ft2 of Surface)	ASTM D737	NA
Tear Resistance (lb./in. min.)	ASTM D 3574	6 machine direction
	ASTM D 3574	11 cross direction
Tensile Strength (lbs/in2 min.)	ASTM D 3574	60 machine direction
	ASTM D 3574	38 cross direction
Compress Force Deflection (lbs/in2 @ 25%)	ASTM D 3574	5
Compress Force Deflection (lbs/in2 @ 50%)	ASTM D 3574	15
Compression Set (% Original Thickness)	ASTM D 3574	24 - 28
Elongation (% min.)		124 machine direction
		88 Cross Direction
Shore Hardness (00 Scale)	ASTM 2240	51
Thermal Stability (% Max)	Machine Direction	-2.0
(24 hour @ 158oF)	Cross Direction	-1.0
Thermal Conductivity (K Factor)	ASTM C177	0.25
BTU in./F Hr oF		
Water Absorption (Lbs/SqFt Cut Surface)	ASTM D-1667	0.04
Working Temperature Range (Fo)		-40 to 160
Flammability	AVSS 302	Pass



AB35 Ridge Vent

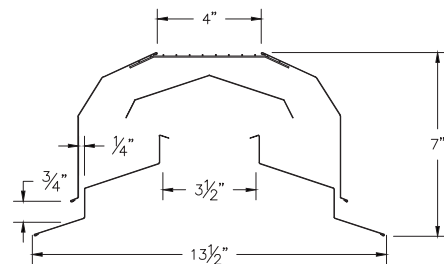
Proper ventilation in your ceiling or attic has been known to extend the life of your building and decrease heating and cooling costs. The AB35 Ridge Vent does double-duty as a ridge cap and ventilation system combined.

The heavy-duty system is also completely water proof with the clear poly rain diverter that also doubles as a small skylight. A steel rain diverter is available upon request.

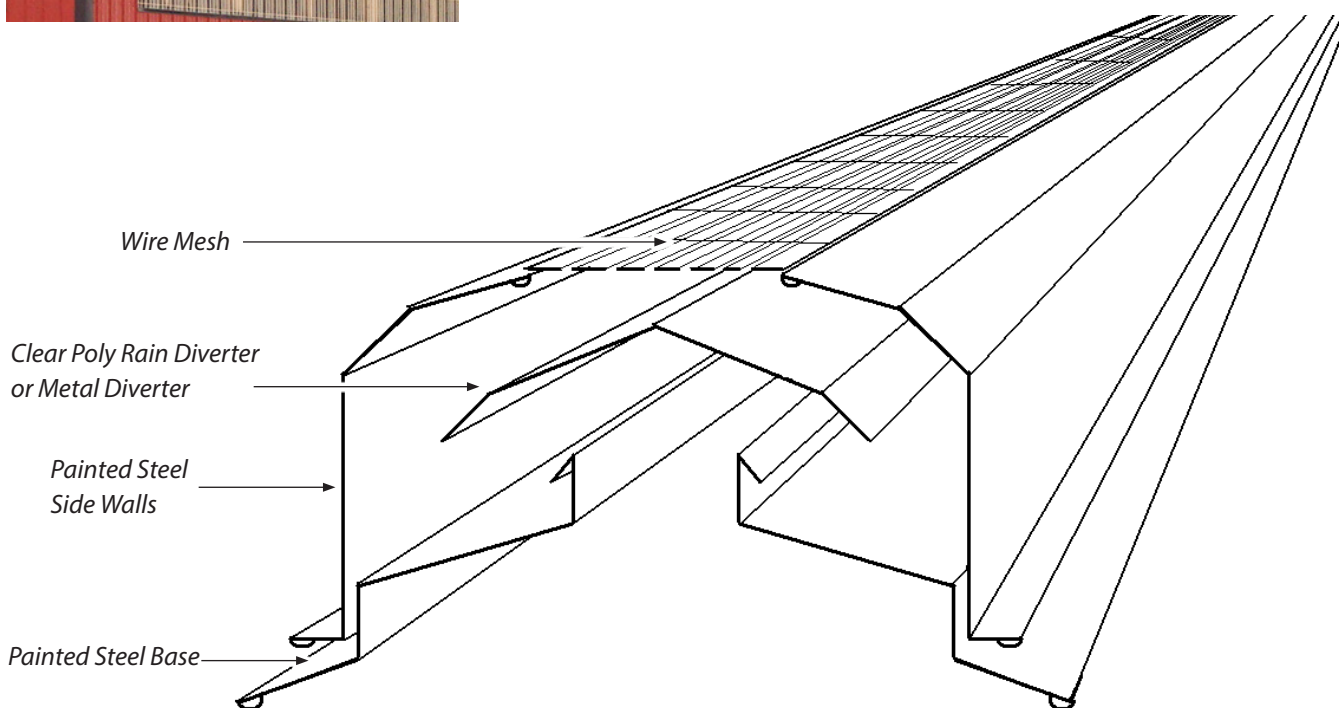
Available in all of our color options.


Features

- **Sub-straight:** 29 Ga. Galvanized Steel
- **Length:** 10'
- **Width:** 13.5"
- **Ventilation:** 36 square inches of airflow per linear foot.



Part#	Description	Height	Width	Length
RV35Fcc	AB35 Ridge Vent with Clear Skylight Diverter	7"	13.5"	10'
RV35cc	AB35 Ridge Vent with Metal Diverter	7"	13.5"	10'





Steel Louvers

Louvers serve the double purpose of enabling airflow while keeping out pests, and accenting the appearance of the structure. Wood louvers have been a popular choice for centuries, but not required constant maintenance to keep from rotting. Now you can enjoy the function of wood louvers, but without the maintenance when you get the ABM Painted-Steel Louvers. Each louver is handmade by an in-house craftsman and is customized to the size you specify and available in all our painted steel colors. Because it is custom made, you can get it to fit an existing opening.

Features


- Custom made to size in various styles
- Made with integral J-channel for new construction
- Made without integral J-channel for retrofitting
- 2" between louvers with 1" face
- 2-½" boarder
- 1" depth
- Size is measured from edge of visible face (including integral J)

Part# Description

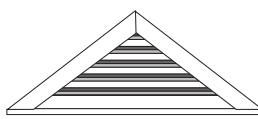
NEWL* Custom Made Louver

NEWLT Triangular- Custom Made Louvers

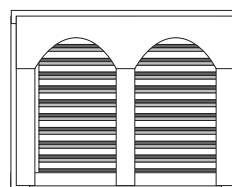
Common Designs




Rectangle



Triangle

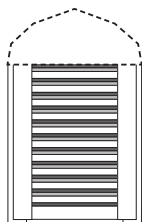


Inverse Double Arch



Peaked Rectangle

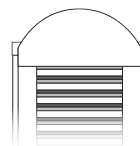
Custom Options



Custom
Decorative Top



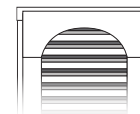
Concave Arch



Dome



Peak



Inverse Arch

PVC Ceiling & Wall Panels





Tri-Ply Ceiling


One of the most cost-effective ceilings on the market

Great for use as a ceiling or sidewalls of your agricultural building. This washable, durable, flexible, woven poly material has a coating of poly on both sides of the woven material with one side white and one side black. Insulation can be blown on top of the Tri-ply with ease.



Try-Ply Ceiling

Part#	Description	Size
TPFC	Tri-Ply Fabrene Cloth - One Side Black One Side White	52" x 700'




Try-Ply Strapping

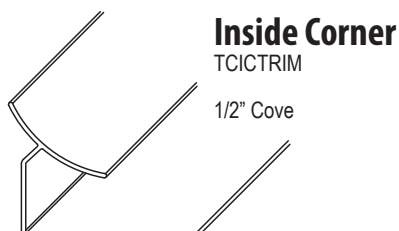



Part#	Description	Size	Length
TPSP	Tri-Ply White Poly Strapping	1/2" wide	7200'



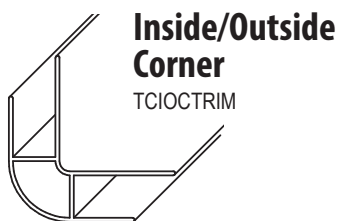
Try-Ply Lath

Part#	Description	Size	Length
TPLPW	Tri-Ply Lath - White Painted 1 Side	1/2" x 1-1/2"	12'





Inside Corner
TCICTRIM
1/2" Cove

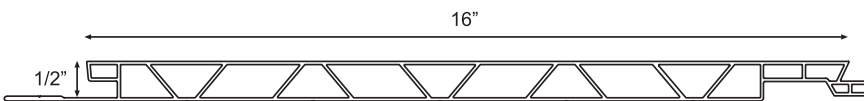


Inside/Outside Corner
TCIOCTRIM

TRUSSCORE™

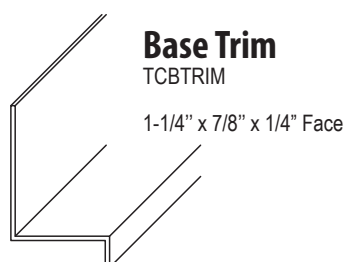
Wherever you need a smooth finish that is easy to clean, low-maintenance, and abuse-resistant, TRUSSCORE PVC Sanitary Wall and Ceiling Panel has your project covered. 16" wide, 1/2" thick, and comes in standard 10', 12', 14', 16', and 20' lengths. Custom lengths are available.

Trusscore's unique tongue-and-groove interlocking system makes both vertical and horizontal installation quick and easy.

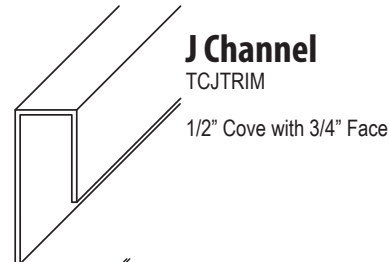


TrussCore

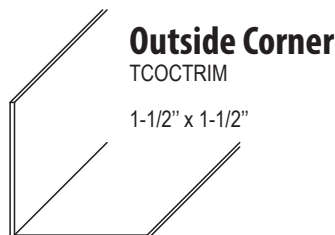
Part#	Description	Coverage	Length
TC1016	TrussCore PVC Liner Panel - 1/2" Thick	16"	10'
TC1216	TrussCore PVC Liner Panel - 1/2" Thick	16"	12'
TC1416	TrussCore PVC Liner Panel - 1/2" Thick	16"	14'
TC1616	TrussCore PVC Liner Panel - 1/2" Thick	16"	16'
TC2016	TrussCore PVC Liner Panel - 1/2" Thick	16"	20'
TCICTRIM	TrussCore PVC Inside Corner Trim - 1/2" Cove		10'
TCBTRIM	TrussCore PVC Base Trim - 1-1/4" x 7/8" x 1/4" Face		10'
TCIOCTRIM	TrussCore PVC Inside/Outside Corner		10'
TCJTRIM	TrussCore PVC J Channel - 1/2" Cove with 3/4" Face		10'
TCOCTRIM	TrussCore PVC Outside Corner - 1-1/2" x 1-1/2"		10'
TCHTRIM	TrussCore PVC H Divider - 1/2" Coves with 1-1/2" Face		10'



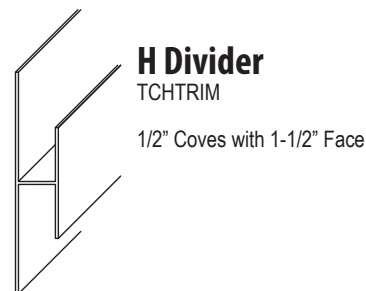
Base Trim
TCBTRIM
1-1/4" x 7/8" x 1/4" Face



J Channel
TCJTRIM
1/2" Cove with 3/4" Face



Outside Corner
TCOCTRIM
1-1/2" x 1-1/2"



H Divider
TCHTRIM
1/2" Coves with 1-1/2" Face




TRUSSLOC

PVC Interlocking Slatwall Panel

Finally, a PVC interlocking slatwall panel that is fully interchangeable with TrussCore wall systems. Great for garages, milk-houses, and more.

Part#	Description	Coverage	Length
TCSW	TrussLoc Pvc, Interlocking Slatwall Panels - 1/2" Thick	6"	8'





Ag-Tuf® / Ag-Tuf® UV

Ag-Tuf® corrugated PVC liner panel allows efficient cladding of structures with many benefits for all types of agricultural professionals. From hog barns to dairy sheds, from poultry houses to wineries and more, Ag-Tuf® and Ag-Tuf® UV hold up where other products won't. Ag-Tuf®'s resistance to chemicals allows for frequent cleaning and sanitary maintenance, as well as extended service in harsh chemical environments.

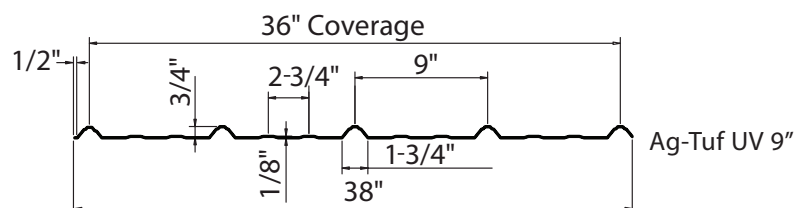
Ag-Tuf® panels are extremely easy to install and maintain using ordinary tools, while preserving its attractive glossy appearance over a long period of time.

Ag-Tuf® carries a 10-Year Manufacturer's Limited Warranty.

Ag-Tuf® UV carries a 5-Year Limited Warranty.

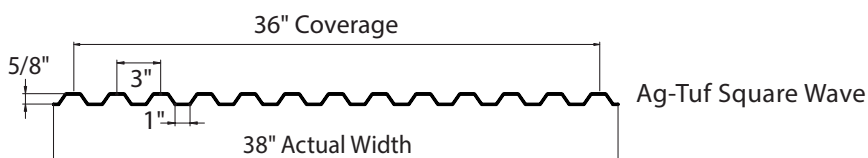
Ag-Tuf® UV 9" Rib Spacing (to match ABM Panel)

Part#	Description	Thickness	Coverage	Length
ATHWH8	White PVC Ag-Tuf UV - 9" Rib Centers - 3/4" High	1mm	36"	8'-2"
ATHWH10	White PVC Ag-Tuf UV - 9" Rib Centers - 3/4" High	1mm	36"	10'-2"
ATHWH12	White PVC Ag-Tuf UV - 9" Rib Centers - 3/4" High	1mm	36"	12'-2"
ATHWH14	White PVC Ag-Tuf UV - 9" Rib Centers - 3/4" High	1mm	36"	14'-2"
ATHWH16	White PVC Ag-Tuf UV - 9" Rib Centers - 3/4" High	1mm	36"	16'-4"
ATHWH20	White PVC Ag-Tuf UV - 9" Rib Centers - 3/4" High	1mm	36"	20'-4"



Ag-Tuf® 3" Rib Spacing


Part#	Description	Thickness	Coverage	Length
ATWH8	White PVC Ag-Tuf - 3" Rib Centers - 3/4" High	.8 mm	36"	8'-2"
ATWH10	White PVC Ag-Tuf - 3" Rib Centers - 3/4" High	.8 mm	36"	10'-2"
ATWH12	White PVC Ag-Tuf - 3" Rib Centers - 3/4" High	.8 mm	36"	12'-2"
ATWH14	White PVC Ag-Tuf - 3" Rib Centers - 3/4" High	.8 mm	36"	14'-2"
ATWH16	White PVC Ag-Tuf - 3" Rib Centers - 3/4" High	.8 mm	36"	16'-4"
ATWH20	White PVC Ag-Tuf - 3" Rib Centers - 3/4" High	.8 mm	36"	20'-4"





AgTuf J Channel

Part#	Description	Size	Length
ATWJ	PVC Ag-Tuf J-Channel - White	7/8" x 2"	10'



AgTuf Inside Corner/F&J Channel

Part#	Description	Size	Length
ATWIC	PVC Ag-Tuf Inside Corner or F&J-Channel - White	1-3/4" x 2-3/4"	10'



PEBBLED EMBOSSED TEXTURE



WHITE | 1130

ALMOND | 1114



GRAY | 0048

SMOOTH TEXTURE



WHITE | 1130

ACTUAL COLORS MAY VARY.

REQUEST FREE COLOR SAMPLES.

FRP/Glassboard - A Grade

Sequentia fiberglass reinforced wall and ceiling panels are durable, clean and easy to install. Sequentia FRP Panels are ideal for areas where cleanable and sanitary finish are essential.


Common Applications

- Commercial Kitchens
- Restaurants
- Restrooms
- Convenience Stores
- Locker Rooms
- Food Processing Plants

Features

- Mold & Mildew Resistant
- Meets USDA/FSIS Requirements
- Easy To Install
- Cleanable
- Durable

Part#	Description	Grade	Size
GBAP8	Almond Pebbled Glassboard - .090	A	4' x 8'
GBAP10	Almond Pebbled Glassboard - .090	A	4' x 10'
GBGP8	Gray Pebbled Glassboard - .090	A	4' x 8'
GBGP10	Gray Pebbled Glassboard - .090	A	4' x 10'
GBWP8	White Pebbled Glassboard - .090	A	4' x 8'
GBWS8	White Smooth Glassboard - .090	A	4' x 8'
GBWP9	White Pebbled Glassboard - .090	A	4' x 9'
GBWP10	White Pebbled Glassboard - .090	A	4' x 10'
GBWS10	White Smooth Glassboard - .090	A	4' x 10'
GBWP12	White Pebbled Glassboard - .090	A	4' x 12'
GBWS12	White Smooth Glassboard - .090	A	4' x 12'
GBROLL	White Pebbled Glassboard Roll	A	4' x 500'
GBROLL6	White Pebbled Glassboard Roll	A	6' x 250'
GBROLL8	White Pebbled Glassboard Roll	A	8' x 250'
GBLO8	White Pebbled Glassboard - .375" Laminated On 3/8" OSB	A	4' x 8'
GBLO10	White Pebbled Glassboard - .375" Laminated On 3/8" OSB	A	4' x 10'
GBSO	Special Order Glassboard Color or Size		





GBCc



GBC38



GBICc



GBICCG



GBOCc



GBLOCc



FRP/Glassboard End Caps

Part#	Description	Size
GBCA	Almond Glassboard End Cap	10'
GBCG	Gray Glassboard End Cap	10'
GBCW	White Glassboard End Cap	10'
GBC38	White End Cap for Glassboard Laminated on 3/8" Plywood	10'

FRP/Glassboard Division Bar

Part#	Description	Size
GBDBA	Almond Glassboard Division Bar	10'
GBDBG	Gray Glassboard Division Bar	10'
GBDBW	White Glassboard Division Bar	10'
GBDB38	White Glassboard Large Division Bar for Laminated on 3/8" Plywood	10'

FRP/Glassboard Inside Corners

Part#	Description	Size
GBICA	Almond Glassboard Inside Corner	10'
GBICG	Gray Glassboard Inside Corner	10'
GBICW	White Glassboard Inside Corner	10'
GBIC38	White Inside Corner for Glassboard Laminated on 3/8" Plywood	8' or 10'
GBLICA	Almond Glassboard Large Inside Corner	1.5" x 1.5" 10'
GBLICG	Gray Glassboard Large Inside Corner	1.5" x 1.5" 10'
GBLICW	White Glassboard Large Inside Corner	1.5" x 1.5" 10'

FRP/Glassboard Outside Corners

Part#	Description	Size
GBOCA	Almond Glassboard Outside Corner	10'
GBOCG	Gray Glassboard Outside Corner	10'
GBOCW	White Glassboard Outside Corner	10'
GBOC38	White Outside Corner for Glassboard Laminated on 3/8" Plywood	10'
GBLOCA	Almond Glassboard Large Outside Corner	1.5" x 1.5" 10'
GBLOCG	Gray Glassboard Large Outside Corner	1.5" x 1.5" 10'
GBLOCW	White Glassboard Large Outside Corner	1.5" x 1.5" 10'

FRP/Glassboard Cove Moulding

Part#	Description	Size
GBCM	White Glassboard Cove Moulding	3" x 10'



FRP/Glassboard Stainless Steel Pan-head Screws

Part#	Description	Qt/Bag	Size
GBS34	#8 Stainless Steel Pan-Head FRP Screws White	100	3/4"
GBS1	#8 Stainless Steel Pan-Head FRP Screws White	100	1"
GBS15	#8 Stainless Steel Pan-Head FRP Screws White	100	1-1/2"
GBS2	#8 Stainless Steel Pan-Head FRP Screws White	100	2"



FRP/Glassboard Plastic Pop Rivets


Part#	Description	Qt/Bag	Size
GBR75	White Glassboard Rivets	100	3/4"
GBR75AL	Almond Glassboard Rivets	100	3/4"
GBR75GR	Gray Glassboard Rivets	100	3/4"
GBR1	White Glassboard Rivets	100	1"
GBR1AL	Almond Glassboard Rivets	100	1"
GBR1GR	Gray Glassboard Rivets	100	1"
GBR15	White Glassboard Rivets	100	1-1/2"
GBR15AL	Almond Glassboard Rivets	100	1-1/2"
GBR15GR	Gray Glassboard Rivets	100	1-1/2"
GBR2	White Glassboard Rivets	100	2"
GBR2AL	Almond Glassboard Rivets	100	2"



FRP/Glassboard Adhesive

Part#	Description	Coverage	Size
GBGLT	FRP Construction Adhesive - 28 oz Tube	100	28 oz
GBGL	FRP Construction Adhesive - 1 Gallon Can	60 sq ft	1 Gal
GBGL5	FRP Construction Adhesive - 5 Gallon Bucket	300 sq ft	5 Gal

Skylights & Sidelights






Sunsky® Skylights

SunSky corrugated polycarbonate panels stand up to punishing exterior applications and offer multiple advantages over traditional fiberglass corrugated panels. SunSky provides up to 20 times greater impact resistance, warranted protection against yellowing, excellent load ratings, and the highest resistance to wind uplift—outstanding properties confirmed by independent laboratory tests and in installations worldwide since 1984. SunSky is available in soft white for maximum light transmission without glare, as well as clear and a range of colors to filter light or reduce heat loads.

NOTICE: To prevent cracking caused by expansion and contraction, all skylights should be pre-drilled. For panels longer than 12', pre-drill panels at all fastening points with a $\frac{3}{8}$ " hole to allow for increased expansion and contraction due to longer length. For panels 12' in length or less, pre-drill a hole $\frac{1}{16}$ " larger than the diameter of the fastener shank. Palram recommends that SunSky panels are not installed below 40°F or above 80°F. For best results, use screws designed for polycarbonate with a $\frac{3}{4}$ " (19mm) washer - large enough to seal the pre-drilled hole and to allow for movement.




CLEAR - 90% LIGHT TRANSMISSION



SOFT WHITE - 85% LIGHT TRANSMISSION



WHITE (OPAL) - 45% LIGHT TRANSMISSION



SOLAR GRAY - 35% LIGHT TRANSMISSION

ABM Profile Skylight


Part#	Description	Coverage	Length
SKSTCL8	Clear Polycarbonate Skylight - 90% Light Transmission	36"	8'
SKSTCL10	Clear Polycarbonate Skylight - 90% Light Transmission	36"	10'
SKSTCL12	Clear Polycarbonate Skylight - 90% Light Transmission	36"	12'
SKSTCL14	Clear Polycarbonate Skylight - 90% Light Transmission	36"	14'
SKSTCL16	Clear Polycarbonate Skylight - 90% Light Transmission	36"	16'
SKSTSW8	Soft White Polycarbonate Skylight - 85% Light Transmission	36"	8'
SKSTSW10	Soft White Polycarbonate Skylight - 85% Light Transmission	36"	10'
SKSTSW12	Soft White Polycarbonate Skylight - 85% Light Transmission	36"	12'
SKSTSW14	Soft White Polycarbonate Skylight - 85% Light Transmission	36"	14'
SKSTSW16	Soft White Polycarbonate Skylight - 85% Light Transmission	36"	16'
SKSTWH8	White (Opal) Polycarbonate Skylight - 45% Light Transmission	36"	8'
SKSTWH10	White (Opal) Polycarbonate Skylight - 45% Light Transmission	36"	10'
SKSTWH12	White (Opal) Polycarbonate Skylight - 45% Light Transmission	36"	12'
SKSTSG12	Solar Gray Polycarbonate Skylight - 35 % Light Transmission	36"	12'

ABM Skylight Ridgecap

Part#	Description	Coverage	Length
SKRLP	Clear Polycarbonate Skylight Ridge Light	24"	10'-6"
SKRLPWH	White Opal Polycarbonate Skylight Ridge Light	24"	10'-6"

Everdrain Skylight

Part#	Description	Coverage	Length
SKCD8	Clear Polycarbonate Skylight For Everdrain Profile 6" Ribs	36"	8'
SKCD10	Clear Polycarbonate Skylight For Everdrain Profile 6" Ribs	36"	10'
SKCD12	Clear Polycarbonate Skylight For Everdrain Profile 6" Ribs	36"	12'



5V Crimp Skylight

Part#	Description	Coverage	Length
SK5V8	5V Crimp Skylight For 24" Coverage Clear Polycarbonate	24"	8'
SK5V12	5V Crimp Skylight For 24" Coverage Clear Polycarbonate	24"	12'



1-1/4" Corrugated Skylight

Note: Not a perfect match for our rollformed 1-1/4" Corrugated.

Part#	Description	Coverage	Length
SKCOR125	Clear Polycarbonate Skylight 1.25" Corrugated	24"	12'



PBR Skylight


Part#	Description	Coverage	Length
SKSTRCL8	Clear Polycarbonate Skylight 1mm Thick 12" Rib Spacing	36"	8'
SKSTRCL10	Clear Polycarbonate Skylight 1mm Thick 12" Rib Spacing	36"	10'
SKSTRCL12	Clear Polycarbonate Skylight 1mm Thick 12" Rib Spacing	36"	12'
SKSTRSW12	Soft White Polycarbonate PBR 85% Light Transmission	36"	12'
SKSTRW12	White (Opal) Polycarbonate PBR 12" Ribs	36"	12'



Geocel 8150 Skylight Caulk

To prevent deterioration of the polycarbonate skylights and for proper adhesion, use only 100% silicone caulk like Geocel's 8150.

Part#	Description	Size
8150	8150 Geocel Construction Silicone - Clear	10 oz.



Polycarbonate Screws



To prevent cracking caused by expansion and contraction, all skylights should be pre-drilled. For panels longer than 12', pre-drill panels at all fastening points with a 3/8" hole to allow for increased expansion and contraction due to longer length. For panels 12' in length or less, pre-drill a hole 1/16" larger than the diameter of the fastener shank. Palram recommends that SunSky panels are not installed below 40°F or above 80°F. For best results, use screws designed for polycarbonate with a 3/4" (19mm) washer - large enough to seal the pre-drilled hole and to allow for movement.

Part#	Description	Length
S1415P	#14 Galvanized Screws w/ 3/4" Washer - to Wood	1.5"
SD1415P	#14 Galvanized Self-Drilling Screws w/ 3/4" Washer - to Metal	1.5"

Multi-Wall

Multi Wall

Part#	Description	Coverage	Length
SKSM648	6mm (1/4") Multi-Wall Polycarbonate	4'	8'
SKSM6410	6mm (1/4") Multi-Wall Polycarbonate	4'	10'
SKSM6412	6mm (1/4") Multi-Wall Polycarbonate	4'	12'
SKSM848	8mm (5/16") Multi-Wall Polycarbonate	4'	8'
SKSM8410	8mm (5/16") Multi-Wall Polycarbonate	4'	10'
SKSM8412	8mm (5/16") Multi-Wall Polycarbonate	4'	12'




Multi Wall Trim

Part#	Description	Length
SK6H	6mm H Channel Clear for Multi-Wall connector/divider	12'
SK6J	6mm J Cap Clear Polycarbonate for Multi-Wall	12'
SK8H	8mm H Channel Clear for Multi-Wall connector/divider	12'
SK8J	8mm J Cap Clear Polycarbonate for Multi-Wall	12'

Asphalt Shingles






Tamko® Heritage Lifetime Laminated Shingles


- Made with a double-layer fiberglass mat for strength
- Coated on both sides with weathering-grade asphalt
- Topped with ceramic mineral granules
- Features self-sealing asphalt strip for added wind resistance
- Improves the look and value of your home without the high costs associated with wood
- Made with TAMKO®'s own fiberglass mat
- Limited Lifetime Warranty
- 10-year Full Start
- 5-year Limited Transferability
- 10-year limited Algae Relief-Algae cleaning warranty*
- 15-year limited warranty against damage from wind up to 130 mph**

*Algae Cleaning Limited Warranty that provides for cleaning of discoloration caused by certain algae growth that may occur in areas with high humidity. **When applied in accordance with TAMKO®'s High Wind Application Instructions

Part#	Description	Dimensions	Exposer
SHTcc	Tamko Heritage Laminated Shingles - 3 Bundles Per Square	39.375" x 13.25"	5.625"
SHICAPcc	Tamko Hip & Ridge Cap - Covers 33'		
SHTWBSS	Tamko 10" Starter Shingles Coverage 100' Per Bundle		10" x 40"




OXFORD GREY (OG)




RUSTIC BLACK (RB)




WEATHERED WOOD (WW)



RUSTIC CEDAR (RC)




RUSTIC REDWOOD (RR)



VIRGINIA SLATE (VS)

ACTUAL COLORS MAY VARY.

REQUEST FREE COLOR SAMPLE



Lomanco Lo-Omniroll Shingle Vent

- 30' Roll
- Comes with two coils of 1.75" nails
- Suitable for 1/2 to 1 1/2 pitch
- 14.5" wide for a 12" cap shingle
- Lifetime Warranty


Part#	Description	Size
SHTVL	Lomanco Lo-Omniroll Shingle Vent w/ 1.75" Nails	14.5" x 30'



Roof Saver Cobra Vent


- Roof Saver Rolled Ridge Vent is cost-effective attic ventilation that provides a cosmetically superior appearance compared to unsightly fans or vents.

Part#	Description	Size
CV10.5	Roof Saver Cobra Vent for Shingle Roof	10.5" x 20"



Plastic Roof Louver

Part#	Description	NFA	Vent Size
YRT65WW	Plastic Roof Louver - Weathered Wood	60 sq. in.	13" x 13" x 4"
YRT65G	Plastic Roof Louver - Gray	60 sq. in.	13" x 13" x 4"
YRT65BR	Plastic Roof Louver - Brown	60 sq. in.	13" x 13" x 4"




Aluminum Slant Back Roof Louver

Part#	Description	NFA	Vent Size
YSSB960AWW	Slant Back Aluminum Roof Louver - Weathered Wood	60 sq. in.	11" x 14" x 5"
YSSB960A	Slant Back Aluminum Roof Louver - Mill Finish	60 sq. in.	11" x 14" x 5"
YSSB960ABL	Slant Back Aluminum Roof Louver - Black	60 sq. in.	11" x 14" x 5"
YSSB960ABR	Slant Back Aluminum Roof Louver - Brown	60 sq. in.	11" x 14" x 5"



Aluminum Drip Edge

Part#	Description	Face	Length
SOFDEBL	Black F4 Aluminum Drip Edge - .014	1"	10'
SOFDEBN	Brown F4 Aluminum Drip Edge - .014	1"	10'
SOFDECL	Clay F4 Aluminum Drip Edge - .014	1"	10'
SOFDEWH	White F4 Aluminum Drip Edge - .014	1"	10'
ODEBN	Royal Brown ODE Drip Edge Aluminum - .019		10'
ODEWH	White ODE Drip Edge Aluminum - .019		10'



Aluminum Step Flashing

Part#	Description	Size
ISF	Aluminum Step Flashing - .018 100 Per Pack	2" x 3" x 7"
ISF337	Aluminum Step Flashing - .018 100 Per Pack	3" x 3" x 7"
ISF57	Flat Aluminum Step Flashing - .012 100 Per Pack	5" x 7"



Electro-Galvanized Roofing Coil Nails

Part#	Description	Size
NACR151	EG Roofing 15 Degree Coil Nails - 60 Coils 7200/box	.120 1"
NACR15125	EG Roofing 15 Degree Coil Nails - 60 Coils 7200/box	.120 1-1/4"
NACR1515	EG Roofing 15 Degree Coil Nails - 60 Coils 7200/box	.120 1-1/2"
NACR15175	EG Roofing 15 Degree Coil Nails - 60 Coils 7200/box	.120 1-3/4"



Bullet Boot

The Bullet Boot is designed to be an aesthetically pleasing and environmentally responsible alternative to old style toxic lead pipe boot flashings.

Features


- ASTM D412 and ASTM D624 Approved
- Fast Installation, no painting needed
- 100% UV protected flexible TPO
- Non Staining and adapts to almost any roof pitch
- Very affordable with a 35 year manufacturers warranty
- Covers the pipe inside and out and includes built in pest screen
- Made in the U.S.A.

Part#	Description	Pipe Size
MFRBBB15	Bullet Boot One-Piece Roof Flashing 1.5" Black	1.5"
MFRBBB2	Bullet Boot One-Piece Roof Flashing 2" Black	2"
MFRBBB3	Bullet Boot One-Piece Roof Flashing 3"	3"
MFRBBB4	Bullet Boot One-Piece Roof Flashing 4"	4"
MFRBWW15	Bullet Boot One-Piece Roof Flashing 1.5" Weatherwood	1.5"
MFRBWW2	Bullet Boot One-Piece Roof Flashing 2" Weatherwood	2"
MFRBWW3	Bullet Boot One-Piece Roof Flashing 3" Weatherwood	3"
MFRBWW4	Bullet Boot One-Piece Roof Flashing 4" Weatherwood	4"



Oatey Roof Flashing

Part#	Description	Pipe Size
Y11898	Oatey Roof Flashing 1-1/4" x 1-1/2" Black	1.25" - 1.5"
Y11899	Oatey Roof Flashing 2" Black	2"
Y11919	Oatey Roof Flashing 1", 2", and 3" Black	1", 2", & 3"
Y11931	Oatey Roof Flashing 3" - 4"	3" - 4"



Nevercaulk Residential Roof Flashing

Part#	Description	Pipe Size
MFRSMINI	Nevercaulk Residential Roof Flashing with Aluminium Base	1.25" - 3"



Perma-Boot® Roof Flashing - Retrofit


The Perma-Boot is a high-performance roof flashing for replacing existing roof boots without removing shingles.


Features

- Installs in minutes
- No tools required
- 3/2 to 1 1/2 Slope
- Lifetime Warranty

Part#	Description	Pipe Size
MFPB15B	Perma-Boot Repair Roof Flashing 1.5" Black	1.5"
MFPB2B	Perma-Boot Repair Roof Flashing 2" Black	2"
MFPB3B	Perma-Boot Repair Roof Flashing 3" Black	3"

Rubber Roofing





WEATHERBOND
A DIVISION OF
CARLISLE CONSTRUCTION MATERIALS



Black Rubber Roofing - Weatherbond

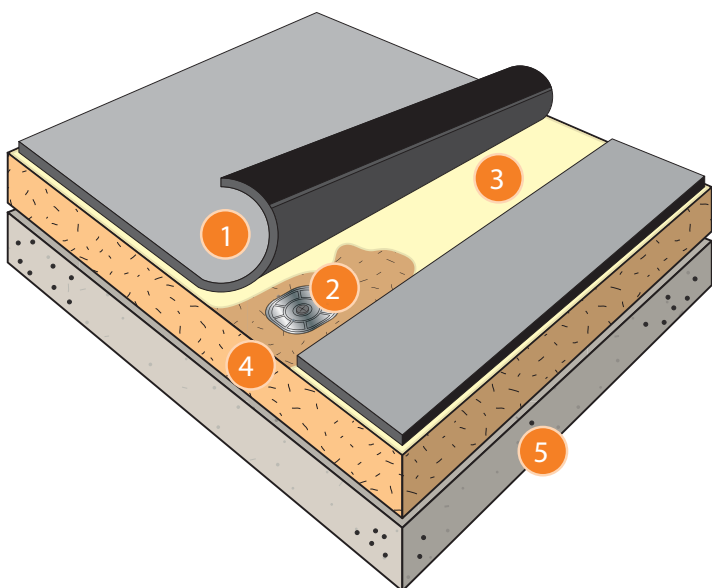
WeatherBond's EPDM provides building owners with a long-lasting, dependable roof system and applicators with a fast and easy installation. Its black surface can assist with snow melt and heat gain in colder climates. Its elasticity is great for freeze/thaw conditions and hail-prone areas.

Features

- Fast and easy installation
- Proven performance for 40+ years
- Includes a full line of black accessories


Part#	Description	Thickness	Roll or LF	Size
RRB1045	Black Rubber Roofing - WeatherBond	.045"	•	10' X 100'
RRB104550	Black Rubber Roofing - WeatherBond	.045"		10' X 50'
RRB2045	Black Rubber Roofing - WeatherBond	.045"	•	20' X 100'
RRB204550	Black Rubber Roofing - WeatherBond	.045"		20' X 50'
RRB1060	Black Rubber Roofing - WeatherBond	.060"	•	10' X 100'
RRB106050	Black Rubber Roofing - WeatherBond	.060"		10' X 50'
RRB2060	Black Rubber Roofing - WeatherBond	.060"	•	20' X 100'
RRB206050	Black Rubber Roofing - WeatherBond	.060"		20' X 50'

WEATHERBOND ROOFING IS A DIVISION OF CARLISLE CONSTRUCTION MATERIALS, A WHOLLY OWNED SUBSIDIARY OF CARLISLE COMPANIES (NYSE: CSL)



Typical Application

- 1 WeatherBond EPDM Membrane
- 2 Fasteners and Plates
- 3 EPDM Bonding Adhesive
- 4 Acceptable Insulation
- 5 Approved Roof Deck



Rubber Roofing Trims

Part#	Description	Size	Length
RRBC55	1/2" Drip Edge - .019 White Aluminum - Berger C5	2-3/4" Face x 2 3/4"	10'
RRBSS	1/2" Slag Stop w/11/16" Stop - .019 White Aluminum - Berger H5	2.3/8" Face x 2"	10'
RRBTB	Termination Bar - Aluminum		10'



PL5025SPRAY



RRBCLEANER

Rubber Roofing Flashing Tape

Sticky on one side, the flashing tape is uncured rubber used to flash around chimneys, corners, pipes, and curved objects.

Part#	Description	Size
RRBFS1250	Fastape Flashing - Uncured Peel & Stick Self Adhesive	12" X 50'
RRBFS6100	Fastape Flashing - Uncured Peel & Stick Self Adhesive	6" X 100'

Rubber Roofing Seam Tape

Sticky on both sides, the seam tape is used in joining two pieces of rubber roofing.

Part#	Description	Size
RRBST3100	Seam Tape	3" X 100'
RRBST6	Seam Tape	6" X 100'

Rubber Roofing Cover Tape

Sticky on one side, the cover tape is cured rubber used to cover seams in rubber roofing and to cover drip edge.

Part#	Description	Size
RRBST5100	Cover Strip - Cured Peel & Stick	5" X 100'
RRBST1250	Cover Strip - Cured Peel & Stick	12" X 50'

Rubber Roofing Reinforced Strip

Cured rubber used when anchoring rubber roofing around the perimeter.

Part#	Description	Size
RRBRS6100	Reinforced Strip - Cured Sticky One Side - Peel & Stick	6" X 100'

Rubber Roofing Corner Flashing

Part#	Description
RRBCF	Universal Corner Flashing - Uncured Peel & Stick Roof Patch

Cleaners

Part#	Description	Size
PL5025SPRAY	5025 Splice & Seam Cleaner Aerosol Spray - Lucas	
RRBCLEANER	Weathered Rubber Cleaner	1 Gal.

Primer



Part#	Description	Low VOC	Size
RRBSP1	1 Gal. Rubber Seam Fast Clean Primer	Yes	1 Pint
RRBSPPT	1 Pint Rubber Seam Fast Clean Primer	No	1 Gal.

Adhesive



Part#	Description	Low VOC	Size
RRBSA1	All Purpose Adhesive Rubber Splice Cement & Substrate - Fasseal	No	0.95 Gal.
RRBSA5	8800 Water-based Bonding Adhesive/ Substrate Glue - Lucas	N/A	5 Gal.
RRBSAL5	Rubber Substrate Adhesive - Weather Bond	Yes	5 Gal.

Black Neoprene Roof Cement



Part#	Description	Low VOC	Size
Y1329-GA	Black Neoprene Roof Cement - Black Jack	N/A	10.5 Oz.

Sealants



Part#	Description	Size
4500BL	4500 Black Bonding Sealant - Geocel	10 Oz. Tube
RRBLS	Rubber Roofing Black Lap Sealant	10 Oz. Tube
PL6600CL	#6600 Clear Universal Terpolymer Sealant - Wet or Dry - Lucas	10 Oz. Tube
RRBWCOM	Fasdri Water Cut-Off Caulking - Mastic	10.5 Oz. Tube

Pitch Pan & Repair Sealant



Part#	Description	Size
4525	#4525 Pitch Pan & Repair Semi Self Leveling Sealant Black	2 Liter Pouch

Double Bonding Tape



Part#	Description	Size
GEOBOND	Geobonding - Double Bonding Tape	2" x 50'



Rubber Roofing Pipe Boot

Part#	Description	Pipe Size
RRBVGPB	Rubber Roof Pipe Boots - Peel & Stick	1" - 6"



Plastic Strainer for Rubber Roofing Drain

Part#	Description	Pipe Size
RRBPS	Plastic Strainer for Rubber Roofing Drain - Dura	3" - 4"



Drain Insert

Part#	Description	Size
RRBDIS3	Roof Drain Insert for Rubber Roofing	3"
RRBDIS4	Roof Drain Insert for Rubber Roofing	4"




Drain Insert - Enpoco-Pak

Part#	Description	Size
RRBEP3	Marathon Enpoco-Pak drain for Rubber Roofing	3"
RRBEP4	Marathon Enpoco-Pak drain for Rubber Roofing	4"



Chip Brush

Part#	Description	Size
YCB3	Chip Brush	3"
YCBX4	Chip Brush Double Thick	4"



Rubber Roofing Scouring Pad

Part#	Description	Width
Y86-X	Green Heavy Duty Scouring Pad	6" x 9"



Rubber Roofing Rollers and Covers

Part#	Description	Width
Y36772032	Steel Single Fork Seam Roller	2" x 2"
YJR008	J Roller Plastic Marshalltown JR008	1-1/2"x3"
PRH	5 Wire Cage Paint Roller Frame	9"
YCFA4641-11	Cage Frame Roller Frame 4-wire MintCraft	4"



Roller Covers

Part#	Description	Width
YRC 123-9	Utility Paint Roller Cover - Linzer	3/8" x 9"
YRC 139	Roller Cover 6 pk - Linzer	3/8" x 9"
YRT3082	Refill Foam Paint Roller Cover 2pk	3"




Roller Handles

Part#	Description	Width
PHANDTH	Wood Handle Threaded	48"
YRP 548 HM	Wood Handle with Metal Tip	48"
Y3165M	Universal Handles Metal Thread	60"



Fiberboard - Rubber Roofing Insulation

Part#	Description	R-Value	Size	Thick.
ISO12A	Fiber Board Celotex High Density Structodek	1.3	4' x 8'	1/2"



Insulation Plates

Part#	Description	Diameter
RRBIPP	Round Plastic Insulation Plates	3"
RRBIP	Round Galvalume Insulation Plates	3"
RRBIP2	Round Galvalume Insulation Plates	2"



Insulation Fasteners

Part#	Description	Shaft Size	Length
SD158	Dekfast Insulation Fastener Screw #3 Phillips Head	#12	1-5/8"
SD2	Dekfast Insulation Fastener Screw #3 Phillips Head	#12	2-1/4"
SD325	Dekfast Insulation Fastener Screw #3 Phillips Head	#12	3-1/4"
SD375	Dekfast Insulation Fastener Screw #3 Phillips Head	#12	3-3/4"
SD45	Dekfast Insulation Fastener Screw #3 Phillips Head	#12	4.5"
SD7	Dekfast Insulation Fastener Screw #3 Phillips Head	#12	7"
SD8	Dekfast Insulation Fastener Screw #3 Phillips Head	#12	8"
SD10	Dekfast Insulation Fastener Screw #3 Phillips Head	#14	10"
SD12	Dekfast Insulation Fastener Screw #3 Phillips Head	#14	12"

House Wrap & Underlayment



Tyvek
HomeWrap

Call 1-800-44-TYVEK WWW.CONSTRUCTION.TYVEK.COM
DUPONT The miracles of science™

A. B. MARTIN
ROOFING SUPPLY, LLC
Ephrata, Pa Newville, Pa
800-373-3703 800-782-2712
www.abmartin.net



Rexwrap Plus House Wrap

Part#	Description	Size
IHWR	House Wrap - Rexwrap Plus	9' x 100'



Tyvek® House Wrap

Unique material science helps prevent the infiltration of air and water, but lets water vapor escape to prevent rot and mold inside walls.

- 10-year limited warranty from DuPont.
- Easy to install

Part#	Description	Size
IHWT	House Wrap - Tyvek	9' x 100'
IHWT10	House Wrap - Tyvek	10' x 100'



Tyvek® StuccoWrap®

Tyvek® StuccoWrap® WRB has an engineered, grooved surface that is designed to be installed as a drainage plane behind stucco facades and EIFS systems.


- 10-year limited warranty from DuPont.
- Superior water management that promotes stronger facades.

Part#	Description	Size
IHWTS	Stucco Wrap - Tyvek	5' x 200'



Warrior Felt Paper

Part#	Description	Covers
IFP15	#15 Warrior Felt Paper	4 sq.
IFP30	#30 Warrior Felt Paper	2 sq.



Ice & Water Protector Underlayment

- Smooth surface
- For use with metal roofs

Part#	Description	Size
IIWHT	High Temperature Ice & Water Protector - Alco Shield	36" x 66.6'
IIWS	Ice & Water Protector - Alco Shield	36" x 66.6'



DuPont® Roof Protector

DuPont Roof Protector preserves the roof deck during installation, and with a high strength to weight ratio provides a lightweight yet durable barrier against water. Unlike other value synthetics, DuPont Roof Protector is much less prone to wind pull-up and tearing at fastener points during installation. With its slip-resistant surface, DuPont Roof Protector is ideal for steep slopes under asphalt shingle and metal panel roof materials. 90-day UV resistance, and 20-year limited warranty with Class "A" fire rating per ASTM E108.


Part#	Description	Size	Covers
IULP	Tyvek Roof Protector Synthetic Roofing Underlayment	42" X 286'	10 sq.



Tyvek® Protec™ 120

DuPont™ Tyvek® Protec™ engineered synthetic roofing underlayments offer high-performance with a variety of roofing materials, from metal roofing to asphalt shingles. The unique embossed pattern allows for better traction and grip while walking on the roof. The bottom layer includes a slip-resistance coating providing grip to the roof deck. Accepts and holds chalk marks for more visible lines and a better-finished product. 3-month UV exposure and 40-year warranty with Class "A" fire rating per ASTM E108.


Part#	Description	Size	Covers
IUL30	Tyvek Protec 120 Synthetic Roofing Underlayment	48" X 250'	10 sq.



Tyvek® Protec™ 160

Tyvek® Protec™ 160 is an engineered synthetic roofing underlayment with industry-leading walkability from DuPont. Ideal for slopes 2:12 or higher under a variety of roofing materials in repair, re-roofing and new construction. The unique embossed pattern allows for better traction and grip while walking on the roof. The bottom layer includes a slip-resistance coating providing grip to the roof deck. Accepts and holds chalk marks for more visible lines. 6-month UV exposure and 40-year warranty with Class "A" fire rating per ASTM E108.

Part#	Description	Size	Covers
IUL40	Tyvek Protec 160 Synthetic Roofing Underlayment	48" X 250'	10 sq.



Elephant Skin Synthetic Roofing Underlayment

- ASTM D226 & D4869 approved
- One of the best anti-slip surfaces on the market
- 180 day UV exposure
- Temp -30° to 220° Fahrenheit

Part#	Description	Size	Covers
IULE	Elephant Skin Synthetic Underlayment	42" x 286'	10 sq.



Henry Eaveguard Shingle Underlayment

- Split face backer
- Meets ASTM D1970
- Works for metal
- Granulated

Part#	Description	Size	Covers
IIWGH	Henry Eaveguard Shingle Underlayment (Blue Roll)	36" x 65'	195 sqft



IWW4



Tyvek® Flashing Tape

Part#	Description	Size
IWW4T	Window Flashing Tape Tyvek Brand	4" x 75'
IWW6T	Window Flashing Tape Tyvek Brand	6" x 75'

Tyvek® FlexWrap Flashing Tape

Part#	Description	Size
IWWF6T	Flexwrap Self-adhering Flashing Tape for Curved Windows	6" x 75'
IWWF3T	Flexwrap Self-adhering Flashing Tape for Pipes	2.75" x 15'

Tyvek® House Wrap Tape

Part#	Description	Size
IHWTAPE	Tyvek House Wrap Tape - 2"	2" x 165'
IHWTAPE3	Tyvek House Wrap Tape - 3"	3" x 165'


Window Wrap Flashing Tape

Part#	Description	Size
IWW4	Window Wrap 25 Mil. Self-adhering Flashing Tape for Treated Skirt	4" x 75'
IWW6	Window Wrap 25 Mil. Self-adhering Flashing Tape for Window/Door	6" x 100'
IWW9	Window Wrap 25 Mil. Self-adhering Flashing Tape for Window/Door	9" x 100'

Peel & Seal

Part#	Description	Size
IPS12	Peel & Seal - Aluminum Coated	12" x 33'
IPS18	Peel & Seal - Aluminum Coated	18" x 33'
IPS36	Peel & Seal - Aluminum Coated	36" x 33.5'
IPS4	Peel & Seal - Aluminum Coated	4" x 33'
IPS6	Peel & Seal - Aluminum Coated	6" x 33'
IPS9	Peel & Seal - Aluminum Coated	9" x 33'
IPSW12	Peel & Seal - White Coated	12" x 33'
IPSW36	Peel & Seal - White Coated	36" x 33'

Lumber, Posts, & Trusses





Spruce/Pine/Fur Dimensional Lumber

Available in 2' increments

Part#	Description	Size	Lengths
L23**	SPF	2 x 3	8', 12', and 16'
L249258	SPF	2 x 4	92-5/8"
L249414	SPF	2 x 4	94-1/4"
L2410458	SPF	2 x 4	104-5/8"
L24**	SPF	2 x 4	8' - 20'
L269258	SPF	2 x 6	92-5/8"
L2610458	SPF	2 x 6	104-5/8"
L26**	SPF	2 x 6	8' - 20'
L28**	SPF	2 x 8	8' - 20'
L210**	SPF	2 x 10	8' - 20'
L212**	SPF	2 x 12	12' - 18'
L13**	Furring Lath	1 x 3	8' - 16'
L14123	Furring Lath #3	1 x 4	12'

Fir Dimensional Lumber

Part#	Description	Size	Lengths
L2622	Hem Fir	2 x 6	22'
L2624	Hem Fir	2 x 6	24'
L2822	Hem Fir	2 x 8	22'
L2824	Hem Fir	2 x 8	24'
L21022	Hem Fir	2 x 10	22'
L21024	Hem Fir	2 x 10	24'
L21224	Hem Fir	2 x 12	24'
L21026	Douglas Fir	2 x 10	26'
L21226	Douglas Fir	2 x 12	26'

LVL Headers

Available in 2' increments

Part#	Description	Size	Lengths
LVL95**	LVL 9-1/2 in. Header	1-3/4 x 9-1/2	8' - 48'
LVL1178**	LVL 11-7/8 in. Header	1-3/4 x 11-7/8	8' - 38', and 48'
LVL14**	LVL 14 in. Header	1-3/4 x 14	8' - 38', and 48'
LVL16**	LVL 16 in. Header	1-3/4 x 16	8' - 36', and 48'
LVL18**	LVL 18 in. Header	1-3/4 x 18	8' - 32', 36', and 48'
LVL24**	LVL 24 in. Header	1-3/4 x 24	16', 20', 36', and 48'

Yellow Pine Machine Stress Rated

Part#	Description	Size	Lengths
LMSR2816**	Yellow Pine MSR	2 x 8	16'
LMSR210**	Yellow Pine MSR	2 x 10	12' - 20'
LMSR212**	Yellow Pine MSR	2 x 12	10' - 20'



#1 Yellow Pine

Available in 2' increments

Part#	Description	Size	Lengths
LYP24	#1 Yellow Pine	2 x 4	16'
LYP26**	#1 Yellow Pine	2 x 6	10' - 20'
LYP28**	#1 Yellow Pine	2 x 8	10' - 24'
LYP210**	#1 Yellow Pine	2 x 10	10' - 24'
LYP212**	#1 Yellow Pine	2 x 12	10' - 24'



#2 Yellow Pine

Available in 2' increments

Part#	Description	Size	Lengths
LYP26**	#2 Yellow Pine	2 x 6	10' - 16'
LYP28**	#2 Yellow Pine	2 x 8	10' - 16'



Treated Yellow Pine

Available in 2' increments

Part#	Description	Size	Lengths
LT1412	Treated Yellow Pine	1 x 4	12'
LT1612	Treated Yellow Pine	1 x 6	12'
LT1812	Treated Yellow Pine	1 x 8	12'
LT54616RRFB	Treated Rough Ranch Fence Board	1 x 6	16'
LT546**	Standard Treated Yellow Pine - Rounded Edges	5/4 x 6	8' - 16'
LT546**1	Premium Treated Yellow Pine - Rounded Edges	5/4 x 6	12', 16', and 20'
LT24**	Treated Yellow Pine	2 x 4	8' - 16'
LT26**	Treated Yellow Pine	2 x 6	8' - 20'
LT26**GC	Treated Yellow Pine Ground Contact	2 x 6	10', 12', 14', 16', and 20'
LT28**GC	Treated Yellow Pine Ground Contact	2 x 8	8' - 20'
LT210**GC	Treated Yellow Pine Ground Contact	2 x 10	8' - 20'
LT212**GC	Treated Yellow Pine Ground Contact	2 x 12	10', 12', 16', and 20'



Tongue & Groove Yellow Pine

Available in 2' increments

Part#	Description	Size	Lengths
LYP26**TG	#2 T&G Yellow Pine	2 x 6	10' - 16'
LYP28**1TG	#1 T&G Yellow Pine	2 x 8	10' - 16'
LYP28**TG	#2 T&G Yellow Pine	2 x 8	10' - 16'

Treated Tongue & Groove Yellow Pine

Available in 2' increments

Part#	Description	Size	Lengths
LT26**TG	Treated T&G Yellow Pine	2 x 6	10' - 16'
LT28**TG	Treated T&G Yellow Pine	2 x 8	12' and 16'



Shiplap Rough Sawn

Part#	Description	Size	Length
L11010SL	RS Shiplap	1 x 10	10'
L11012SL	RS Shiplap	1 x 10	12'
L11014SL	RS Shiplap	1 x 10	14'
L11016SL	RS Shiplap	1 x 10	16'



Tongue & Groove Barn Siding

Available in 2' increments

Part#	Description	Size	Lengths
L16**TG	T&G Beaded Barn Siding w/ V Groove	1 x 6	8' - 16'
L18**TG	T&G Beaded Barn Siding w/ V Groove	1 x 8	8' - 16'



Eastern White Pine Rough Sawn

Available in 2' increments

Part#	Description	Size	Lengths
L110**RS	EWP S1S RS Siding	1 x 10	8' - 16'
L112**RS	EWP S1S RS Siding	1 x 12	8' - 16'



#2 White Pine

Part#	Description	Size	Lengths
L14***	#2 White Pine Board	1 x 4	8', 10', 12', and 16'
L16**	#2 White Pine Board	1 x 6	6', 8', 10', 12', and 16'
L18**	#2 White Pine Board	1 x 8	12' and 16'
L110**	#2 White Pine Board	1 x 10	12' and 16'
L112**	#2 White Pine Board	1 x 12	12' and 16'



Rough Cut

Available in 2' increments

Part#	Description	Size	Length
LYP1416	Southern Yellow Pine Rough Cut	1 x 4	16'
L1416RCSP	Spruce Rough Cut (NEWVILLE ONLY)	1 x 4	16'



Yellow Pine Stair Treads

- Rounded one side

Part#	Description	Size
LYPTRE12	Yellow Pine Treads	5/4 x 12 x 12'
LYPTRE16	Yellow Pine Treads	5/4 x 12 x 16'



Glue Laminated SYP Posts

Available in 2' increments • Southern Yellow Pine.

Part#	Description	Size	Lengths
LGL6**	3-ply Glu-Lam Post - w/ Bottom 6' Treated	2 x 6	12' - 32'
LGL8**	3-ply Glu-Lam Post - w/ Bottom 6' Treated	2 x 8	16' - 32'
LGL46**	4-ply Glu-Lam Post - w/ Bottom 6' Treated	2 x 6	14' - 32'
LGL48**	4-ply Glu-Lam Post - w/ Bottom 6' Treated	2 x 8	16' x 40'
LGLFT**	3-ply and 4-ply Glu-Lam Post - Fully Treated	*	8' - 40'

Many 2-ply, 4-ply, and 5-ply Glu-lams also available for special order in many lengths



The Green Post

The most affordable In-Ground Solution to Post Decay. Provides superior protection from the harmful effects of concrete, rot & decay, corrosive soils agents, soil nutrients, moisture, and oxygen. Available in 2' increments • Southern Yellow Pine with bottom 6' treated


Part#	Description	Size	Lengths
LGLPS6**	Green Post - 3-ply Glu-Lam	2 x 6	14' - 28'
LTPS46**	Green Post - Fully Treated	4 x 6	12' - 18'
LTPS6616	Green Post - Fully Treated	6 x 6	16'

Many 3-ply, 4-ply, and 5-ply Green Posts also available for special order in many lengths



T1-11

Part#	Description	Size	Thickness
LT111	T1 11 Yellow Pine Plywood Siding	4' x 8'	5/8
LT111FIR10	T1 11 Fir Plywood Siding	4' x 10'	5/8



LP Smartside Siding

LP® SmartSide® Trim & Siding products are treated with our proprietary SmartGuard® process. With four components of protection, the process adds strength and helps our products withstand impacts, freeze/thaw cycles, high humidity and fungal decay.

Part#	Description	Size	Thickness
LSS48	LP SmartSide Siding 8" On Center Primed Cedar Texture	4' x 8'	3/8



Lauan Plywood

Part#	Description	Size	Thickness
L14P	Lauan Plywood	4' x 8'	1/4



CDX GRADE



BC GRADE

Yellow Pine Plywood

Part#	Description	Size	Thickness
L124P	4-ply Yellow Pine Plywood CDX	4' x 8'	1/2
L38P	Yellow Pine Plywood CDX	4' x 8'	3/8
L58P	Yellow Pine Plywood CDX	4' x 8'	5/8
L34P	Yellow Pine Plywood CDX	4' x 8'	3/4
L12PBC	Yellow Pine Plywood BC (sanded one side)	4' x 8'	1/2
L34PBC	Yellow Pine Plywood BC (sanded one side)	4' x 8'	3/4
L58TG	Tongue & Groove Yellow Pine Plywood UL	4' x 8'	5/8
L34TG	Tongue & Groove Yellow Pine Plywood UL	4' x 8'	3/4



Fir Plywood

Part#	Description	Size	Thickness
L124PFIR	4-ply Fir Plywood CDX	4' x 8'	1/2
L58PF	Fir Plywood CDX	4' x 8'	5/8
L34PTGF	Tongue & Groove Fir Plywood UL	4' x 8'	3/4
L124PFT	Fire-Treated Plywood	4' x 8'	1/2



Treated Plywood

Part#	Description	Size	Thickness
L12PT	Treated Plywood	4' x 8'	1/2
L58PT	Treated Plywood	4' x 8'	5/8
L34PT	Treated Plywood	4' x 8'	3/4




OSB

Part#	Description	Size	Thickness
L7160	OSB	4' x 8'	7/16
L71609	OSB	4' x 9'	7/16
L120	OSB	4' x 8'	1/2
L580	OSB	4' x 8'	5/8
L340	OSB Tongue & Groove	4' x 8'	3/4



Top Notch 350 Tongue and Groove OSB

Part#	Description	Size	Thickness
L340G	Top Notch T&G OSB	4' x 8'	3/4



Gold Edge Tongue and Groove OSB

Part#	Description	Size	Thickness
L340TGGOLD	Gold Edge T&G OSB	4' x 8'	3/4



AdvanTech Tongue and Groove OSB

Part#	Description	Size	Thickness
L340A	AdvanTech T&G OSB	4' x 8'	3/4



Zip System OSB

Part#	Description	Size	Thickness
L120Z	Zip System OSB	4' x 8'	1/2
L580Z	Zip System OSB	4' x 8'	5/8



Standard Truss (in-stock)

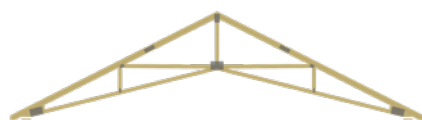
- Designed to be installed 4' on center
- 110 MPH wind load and 30-5-5 pound load rating with no deductions
- Other custom order trusses are available with varying lead times

Part#	Description	Pitch	Length
TRU16	Standard Truss - 4' O/C - 10-1/2" T/C - O/H	4/12	16'
TRU20	Standard Truss - 4' O/C - 10-1/2" T/C - O/H	4/12	20'
TRU24	Standard Truss - 4' O/C - 10-1/2" T/C - O/H	4/12	24'
TRU26	Standard Truss - 4' O/C - 10-1/2" T/C - O/H	4/12	26'
TRU28	Standard Truss - 4' O/C - 10-1/2" T/C - O/H	4/12	28'
TRU30	Standard Truss - 4' O/C - 10-1/2" T/C - O/H	4/12	30'
TRU32	Standard Truss - 4' O/C - 10-1/2" T/C - O/H	4/12	32'
TRU36	Standard Truss - 4' O/C - 10-1/2" T/C - O/H	4/12	36'
TRU40	Standard Truss - 4' O/C - 10-1/2" T/C - O/H	4/12	40'
TRU50	Standard Truss - 4' O/C - 10-1/2" T/C - O/H	3.75/12	50'
TRUSO	Special Order Truss		



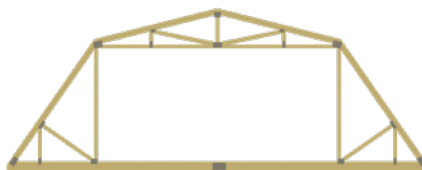
Attic Truss

Part#	Description
TRUSO	Special Order Truss



Scissors Truss

Part#	Description
TRUSO	Special Order Truss



Gambrel Truss

Part#	Description
TRUSO	Special Order Truss



Mono Truss

Part#	Description
TRUSO	Special Order Truss

Siding & Accessories






ABM Panel - 28 Gauge Steel

Acc

Heavy-duty 28 gauge steel - in over 30 energy-efficient colors with 40-year paint warranties - heat-formed and rolled to custom lengths in hours... not days.

The ABM Panel provides 36" wide coverage. It is rolled to custom lengths from 1' to 48' in ¼" increments. This means you're not paying for that extra 2' or ½" that you don't need. Plus think of all the time your saving.




PBR Panel - 26 Gauge Steel

(Some Colors Available in 24 Gauge)

PBRcc

The PBR Panel is used mostly for steel-frame buildings, but can also be used on wood-frame buildings. The PBR Panel is engineered and designed for maximum structural stability. Available in 18 energy-efficient colors with 40-year paint warranties.

The PBR panel has a purlin-bearing-leg approximately 1" long at the underlap that rests on the purlin for extra support.




Continuous Corrugated

C1cc & C2cc

One of the earliest panel profiles dating back to before the colonial days, the continuous corrugated panels have transcended time to become one of the most popular stylistic panels on the market. Though not recommended for roofing because of the low rib height and lack of an anti-siphon channel, the continuous corrugated panel is great for interior decorating and siding applications.

And it is now available in all 50+ of our colors and textures!



LP Smartside Siding

LP® SmartSide® Trim & Siding products are treated with our proprietary SmartGuard® process. With four components of protection, the process adds strength and helps our products withstand impacts, freeze/thaw cycles, high humidity and fungal decay.

Part#	Description	Size	Thickness
LSS48	LP SmartSide Siding 8" On Center Primed Cedar Texture	4' x 8'	3/8



Shiplap Rough Sawn

Part#	Description	Size	Length
L11010SL	Rough Sawn Shiplap	1" x 10"	10'
L11012SL	Rough Sawn Shiplap	1" x 10"	12'
L11016SL	Rough Sawn Shiplap	1" x 10"	16'



Tongue & Groove Barn Siding

- Available in 2' increments from 8' to 16'
- The T&G barn siding gives you the option of smooth with v-groove or beaded with v-groove

Part#	Description	Size	Lengths
L16**TG	T&G Beaded Barn Siding w/ V-groove	1 x 6	8' - 16'
L18**TG	T&G Beaded Barn Siding w/ V-groove	1 x 8	8' - 16'



STOCKED AT NEWVILLE LOCATION

Georgia Pacific® Shadow Ridge - Vinyl Siding

Stocked at Our Newville Location



Georgia-Pacific

- 4" Dutch Lap profile vinyl siding
- Easy maintenance
- Sturdy .042" thickness with a 1/2" projection
- Limited Lifetime Transferable Warranty
- In stock at Newville location only. Please allow 2-3 days for transfer.

Part#	Description	Size	Box Qty.
VGPScc	GP Shadow Ridge D/4 Dutch Lapp Vinyl Siding	.042" x 11	24
VOCcc	GP Vinyl Woodgrain 3" X 3/4 Outside Corner	3" x 3/4" x 10'	10
VICcc	GP 3/4" Vinyl Inside Corner Pebbled Finish	3/4" x 10'	10
VJCcc	GP Vinyl 5/8" J Channel	5/8" x 12'	40
VFCcc	Vinyl F Channel	1/2" x 12'	24-40
VUScc	Undersill Trim Or Finish Trim Pebble Finish	12'	40
VDUcc	GP Dual Undersill Trim	12'	24
VGPSs	GP Sturdy Vinyl Starter 303	10'	50
VSRBcc	Mid American Split Block MINI J-Block Mounting Box	5.25" x 7"	10
VEVcc	Mid American Louvered Exhaust Vent Block for 4" Pipe	7" x 7"	

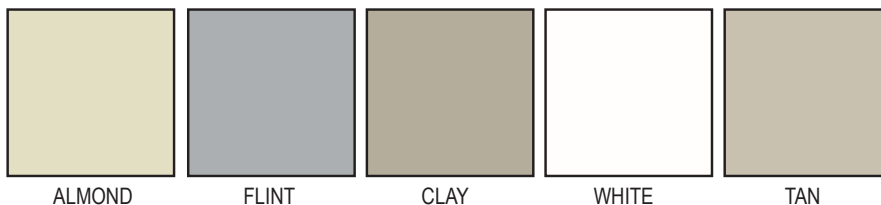


VSRBcc




VEVcc

In-stock Colors



ACTUAL COLORS MAY VARY. REQUEST FREE COLOR SAMPLES.



Vinyl Louvers

Stocked at Our Newville Location

Part#	Description	Shape	Size
VSOL18	Mid American Vinyl Louver - White	Octagon	18"
VSOL22	Mid American Vinyl Louver - White	Octagon	22"
VSRL22	Mid American Vinyl Louver - White	Round	22"
VSRL1218	Mid American Vinyl Louver - White	Rectangle	12" x 18"
VSRL1824	Mid American Vinyl Louver - White	Rectangle	18" x 24"
VSRL2030	Mid American Vinyl Louver - White	Rectangle	20" x 30"
VSHR3422	Mid American Vinyl Louver - White	Half Round	34" x 22"



STOCKED AT EPHRATA LOCATION

Mastic® Ovation - Vinyl Siding

Stocked at Our Ephrata Location

- 4" Dutch Lap profile vinyl siding
- Snap+Lock+Hold™ locking system
- Sturdy .042" thickness with a 1/16" projection
- Homeowner Limited Lifetime Warranty
- In stock at Ephrata location only. Please allow 2-3 days for transfer.
- Sold by the square



Part#	Description	Size	Box Qt.
VMO45cc	Mastic Ovation Double 4.5 DL Vinyl Siding	.042"	22
VMOcc	Mastic Vinyl 4" Outside Corner	4" x 10'	10
VMICcc	Mastic Vinyl Inside Corner	10'	10
VMJcc	Mastic Vinyl 5/8" J Channel	5/8" x 12'	40
VMJ78SO	Mastic 7/8 Vinyl J Channel - Special Order	7/8" x 12'	48
VMUScc	Mastic Undersill Trim	12'	40
VFCcc	Vinyl F Channel	1/2" x 12'	24-40
VSMMcc	Mid American Mount Master Utility Box	7" x 8"	10
VMSRBcc	Mid American Split Block MINI J-Block Mounting Box	5" x 6.75"	10
VMEVcc	Mid American Louvered Exhaust Vent Block for 4" Pipe	7" x 7"	
VMRMcc	Mid American Recessed Mini Pre-Cut Block		
VSDJ	Certaiteed Double J 1/2" T Strips Vinyl -White	1/2" x 10'	
VGPSS	GP Sturdy Vinyl Starter 303	10'	50
VMFJSO	6" Mastic 1" Rubber Flexs J Channel	1" x 12'-6"	
VMFSO	Special Order Mastic Vinyl 5/8" F Channel	5/8" x 12'	40



VSMMcc



VMSRBcc



VMEVcc



VMRMcc

In-stock Colors



DESERT SAND

HARBOR GREY

PEBBLESTONE
CLAY

WHITE


WICKER

ACTUAL COLORS MAY VARY. REQUEST FREE COLOR SAMPLES.

Vinyl Louvers

Stocked at Our Ephrata Location

Part#	Description	Shape	Size
VMSOL18WH	Mid American Vinyl Louver - White	Octagon	18"
VMSOL22WH	Mid American Vinyl Louver - White	Octagon	22"
VMSRL1218WH	Mid American Vinyl Louver - White	Rectangle	12" x 18"
VMSRL1824WH	Mid American Vinyl Louver - White	Rectangle	18" x 24"
VMSRL2030WH	Mid American Vinyl Louver - White	Rectangle	20" x 30"
VMSHR3422WH	Mid American Vinyl Louver - White	Half Round	34" x 22"



Special Order Vinyl Siding

PLEASE ALLOW 2-3 WEEK LEAD TIMES




Mastic® Cedar Discovery - Special Order

- Special order vinyl siding
- Hand-Split, Straight, or Round Cut Siding
- Allow 2-3 week lead times



Part#	Description	Coverage	Pcs/Box
VMCDHR	Mastic Cedar Discovery Half Round Vinyl Siding	1/2 Sq.	12
VMCDHSS	Mastic Cedar Discovery Hand Split Shake Vinyl Siding	1/2 Sq.	6
VMCDPSD7	Mastic Cedar Discovery Perfection Shingle Double 7 Vinyl Siding	1/2 Sq.	8
VMCDPST5	Mastic Cedar Discovery Perfection Shingle Tripe 5 Vinyl Siding	1/2 Sq.	7




Mastic® - Special Order

- Special order vinyl siding
- Allow 2-3 week lead times




Part#	Description	Thickness	Coverage	Pcs/Box
VM04SO	Mastic Ovation D/4, D/5, Triple 3", or 6.5" Beaded Vinyl Siding	.042	1 Sq.	12
VMBBSO	Mastic Board & Batten Vinyl Siding 7" Vinyl Siding	.048	1 Sq.	17
VMBWSO	Mastic T-Loc Barkwood D/4;D4.5L;D/5;D/5L; Vinyl Siding	.048	2 Sq.	
VMCB SO	Mastic Charleston 6.5 Full Beaded Vinyl Siding	.044	2 Sq.	15
VMCWSO	Mastic Carvedwood D/4;D4.5L;D/5;D/5L; T3 Vinyl Siding	.044	2 Sq.	
VMQSO	Mastic Quest D/4;D4.5L;D/5;D/5L; Vinyl Siding	.048	2 Sq.	


Ovation




DOUBLE 5"




SINGLE 6.5" BEADED



TRIPLE 3" SMOOTH



DOUBLE 4"




DOUBLE 4.5" DUTCH LAP




7" BOARD & BATTEN

Charleston




6.5" BEADED




VGPB&B



VGPCOMSO



VGPFROSO




VGPSOMERSET

Georgia Pacific® - Special Order

- Special order vinyl siding
- Allow 2-3 week lead times

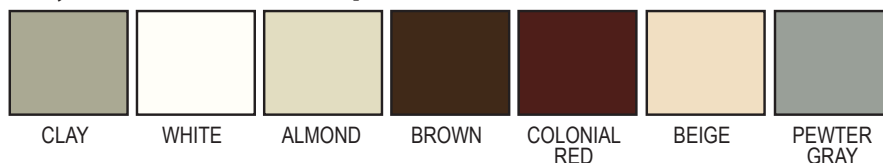


Part#	Description	Thickness	Coverage	Pcs/Box
VGPB&B	GP Board & Batten Vinyl Siding	.048	1 Sq.	17
VGPCOMSO	GP Compass D/4; DL4.5; Vinyl Siding	.044	1 Sq.	11
VGPFROSO	GP Forest Ridge D/4 Vinyl Siding	.042	1 Sq.	12
VGPSOMERSET	GP Somerset 6.5" Beaded Vinyl Siding	.044	1 Sq.	15




ACTUAL COLORS MAY VARY.
REQUEST FREE COLOR SAMPLES.

Vinyl Soffit - Stocked at Ephrata Location

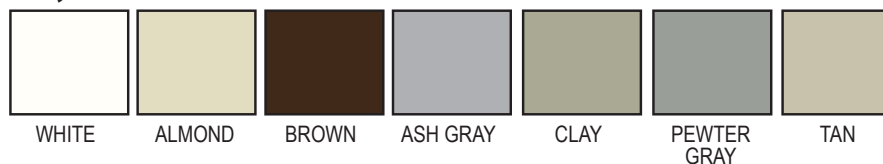


Part#	Description	Box Qty.	Cvg.	Length
VSCVWH	Vinyl Soffit - Center Vent - White - Mastic	16	12"	12'
VSSWH	Vinyl Soffit - Solid - White - Mastic	16	12"	12'
VMSCVCL	Vinyl Soffit - Fully Vented - Clay Pebble Finish - Mastic	16	12"	12'
VMSSCL	Vinyl Soffit - Solid - Clay Pebble Finish - Mastic	16	12"	12'
VSCVAD	Vinyl Soffit - Center Vent - Almond/Lightstone - GP	16	12"	12'
VSSAD	Vinyl Soffit - Solid - Almond/Lightstone - GP	16	12"	12'
VSCVBN	Vinyl Soffit - Fully Vented - Brown - Certainteed	16	12"	12'
VSSBN	Vinyl Soffit - Solid - Brown - Certainteed	16	12"	12'
VSCVCR	Vinyl Soffit - Fully Vented - Colonial Red - HOMEX	16	12"	12'
VSSCR	Vinyl Soffit - Solid - Colonial Red - HOMEX	16	12"	12'
VSCVLM	Vinyl Soffit - Fully Vented - Light Maple/Beige - Certainteed	16	12"	12'
VSCVPG	Vinyl Soffit - Fully Vented - Harbor Grey/Pewter Gray - Mastic	16	12"	12'




ACTUAL COLORS MAY VARY.
REQUEST FREE COLOR SAMPLES.

Vinyl Soffit - Stocked at Newville Location



Part#	Description	Box Qty.	Cvg.	Length
VSCVWH	Vinyl Soffit - Center Vent - White - Mastic	16	12"	12'
VSSWH	Vinyl Soffit - Solid - White - Mastic	16	12"	12'
VSCVAD	Vinyl Soffit - Center Vent - Almond/Lightstone - GP	16	12"	12'
VSSAD	Vinyl Soffit - Solid - Almond/Lightstone - GP	16	12"	12'
VSCVBN	Vinyl Soffit - Fully Vented - Brown - Certainteed	16	12"	12'
VSSBN	Vinyl Soffit - Solid - Brown - Certainteed	16	12"	12'
VSCVFT	Vinyl Soffit - Fully Vented - Flint/Ash Gray - GP	16	12"	12'
VSSFT	Vinyl Soffit - Solid - Flint/Ash Gray - GP	16	12"	12'
VSCVCL	Vinyl Soffit - Center Vent - Clay - GP	16	12"	12'
VSSCL	Vinyl Soffit - Solid - White - Clay - GP	16	12"	12'
VSCVPG	Vinyl Soffit - Fully Vented - Harbor Grey/Pewter Gray - Mastic	16	12"	12'
VSCVTN	Vinyl Soffit - Center Vent - Tan - GP	16	12"	12'
VSSTN	Vinyl Soffit - Solid - White - Tan - GP	16	12"	12'



Aluminum Soffit

Part#	Description	Box Qty.	Cvg.	Length
SOA12cc	Aluminum Soffit - Vented or Solid	25	12"	12'
SOF6W	Alcoa Aluminum F Channel - White	25		12'
SOJAW	3/8" Aluminum Soffit J Channel - White	25		12'
SOF6W	Berger 6 Inch Aluminum Fascia .024 - White	25		12'
SOF8W	Berger 8 Inch Aluminum Fascia .024 - White	25		12'

ACTUAL COLORS MAY VARY.
REQUEST FREE COLOR SAMPLES.



BLACK

MUSKET
BROWNTUXEDO
GRAY

Raised Panel Shutters - Mid American

Boldly designed and available in a wide range of colors, the standard Williamsburg raised panel shutter is an excellent choice for Cape Cod, Federal, Shingle, Foursquare and other style homes. The deep texture and precise construction provides the look of authentic raised double panels. Customize color, length and width for precisely the look you desire.

Many special order sizes and colors available. Stocked in Black (BL), Burgundy Red (BU), Bordeaux (BX), Forest Green (FG), Musket Brown (MB), and Tuxedo Gray (TG).

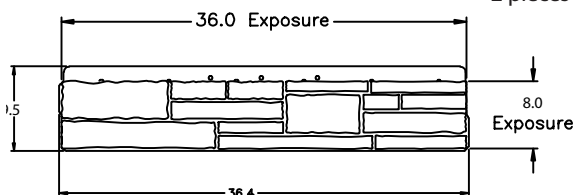
Part#	Description	Box Qty.	Width	Length
SHU43cc	Pair Raised Panel Shutters Mid American	2	14.75"	43"
SHU47cc	Pair Raised Panel Shutters Mid American	2	14.75"	47"
SHUPLUGcc	Shutter Plugs - 12 Pack	12	14.75"	

BURGUNDY
REDFOREST
GREEN

BORDEAUX

MID AMERICAN COLOR NAMES DO
NOT ALWAYS MATCH OUR METAL
PANEL COLOR NAMES.

REQUEST FREE COLOR SAMPLES.



Mission Point



Sterling



Graphite



Plum Creek (Stocked)



Terra Rosa (Stocked)


Boral® Versetta Stone - In Stock

Stocked in Plum Creek and Terra Rosa at our Ephrata Location. (Limited transfers available).

- The beauty of stone and the simplicity of siding
- Mortarless, cement-based stone veneer
- Installed with mechanical fasteners
- Can be installed in cold weather
- 50-year transferable limited warranty

Specifications

- Panels measure 8" high by 36" wide
- 2 square feet per piece
- 2 pieces per pack



UNIVERSAL CORNER



FLAT PANEL

LedgeStone

Part#	Description	Pcs/Pack	H	L
BVSLFPC	Boral Versetta Stone LedgeStone Flat Plum Creek	2 pc	8"	36"
BVSLFS	Boral Versetta Stone LedgeStone Flat Sterling	2 pc	8"	36"
BVSLFTR	Boral Versetta Stone LedgeStone Flat Terra Rosa	2 pc	8"	36"
BVSLUCG	Boral Versetta Stone LedgeStone Universal Corner Graphite	2 pc	8"	36"
BVSLUCM	Boral Versetta Stone LedgeStone Universal Corner Mission	2 pc	8"	36"
BVSLUCPC	Boral Versetta Stone LedgeStone Universal Corner Plum Creek	2 pc	8"	36"
BVSLUCS	Boral Versetta Stone LedgeStone Universal Corner Sterling	2 pc	8"	36"
BVSLUCTR	Boral Versetta Stone LedgeStone Universal Corner Terra Rosa	2 pc	8"	36"

Tight Cut

Part#	Description	Pcs/Pack	H	L
BVSTCFG	Boral Versetta Stone Tight-cut Flat Graphite	2 pc	8"	36"
BVSTCFM	Boral Versetta Stone Tight-cut Flat Mission	2 pc	8"	36"
BVSTCFPC	Boral Versetta Stone Tight-cut Flat Plum Creek	2 pc	8"	36"
BVSTCFS	Boral Versetta Stone Tight-cut Flat Sterling	2 pc	8"	36"
BVSTCFTR	Boral Versetta Stone Tight-cut Flat Terra Rosa	2 pc	8"	36"
BVSTCUCPC	Boral Versetta Stone Tight-cut Universal Corner Plum Creek	2 pc	8"	36"
BVSTCUCS	Boral Versetta Stone Tight-cut Universal Corner Sterling	2 pc	8"	36"
BVSTCUCTR	Boral Versetta Stone Tight-cut Universal Corner Terra Rosa	2 pc	8"	36"

Trims and Accessories

Part#	Description	H	L
BVSTS	Boral Versetta Stone Trim Stone Taupe	8"	36"
BVSWC	Boral Versetta Stone Wainscot Cap		36"
BVSWCB*	Boral Versetta Stone Wainscot Cap Bracket		
BVSSST	Boral Versetta Stone Starter Strip Taupe		10'
BVSJCT	Boral Versetta Stone J Channel		10'
BVSFAC	Boral Versetta Stone Touch Up/Finish Adhesive Charcoal 10.1 Oz Caulk Tube		
BVSFAT	Boral Versetta Stone Touch Up/Finish Adhesive Taupe 10.1 Oz Caulk Tube		



J-CHANNEL



STARTER STRIP



WAINSCOT CAP



TRIM STONE









ACTUAL COLORS MAY VARY.
REQUEST FREE COLOR SAMPLES.

Royal® Select - Cellular Composite - Special Order

- Premium PVC with interlocking joints
- Thicker than typical vinyl to replicate the look of wood, but without the maintenance
- UV-resistant Kynar Aquatec® coating with 25 year warranty (including trims)
- Easy to install without caulking



Part#	Description	Box Qty.	Cvrg.	Size
VRC4HLS	Royal Select 4" Horizontal Lap PVC Cellular Siding	24	1 Sq	1/2" x 4" x 150"
VRC7HLS	Royal Select 7" Horizontal Lap PVC Cellular Siding	14	1 Sq	1/2" x 7" x 148"
VRCSS	Royal Select Shake PVC Cellular Siding	42	1 Sq.	.68" x 8.5" x 49"
VRCSBB	Royal Select Vertical Board & Batten PVC Cellular Siding	15	1 Sq.	8" x 10'



Part#	Description	Box Qty.	Size	Length
VRCCSS	Royal Select PVC Cellular Starter Strip	24	3.5"	12'
VRCFS16	Royal Select PVC Cellular Furring Strip	2	1" x 2"	16'
VRCOC10	Royal Select PVC Cellular Outside Corner	2	5.5" x 5.5"	10'
VRCOC20	Royal Select PVC Cellular Outside Corner	2	5.5" x 5.5"	20'
VRCTBM	Royal Select Brick Mould PVC Cellular	2	1-3/32" x 2.75"	16'
VRCTBM16	Royal Select Brick Mould PVC Cellular Outside Corner	2	1-3/32" x 2.75"	16'
VRCFT16	Royal Select Finish Trim PVC Cellular Outside Corner	2	1-7/64" x 2-37/64"	16'
VRIC10	Royal Select PVC Cellular Inside Corner	2	2" x 2"	10'
VRCTB581016	Royal Select Trim Board PVC Cellular	2	5/8" x 10"	16'
VRCTB58416	Royal Select Trim Board PVC Cellular	2	5/8" x 4"	16'
VRCTB58616	Royal Select Trim Board PVC Cellular	2	5/8" x 6"	16'
VRCTB58816	Royal Select Trim Board PVC Cellular	2	5/8" x 8"	16'
VRCGT16	Royal Select PVC Cellular Gable Trim	2	1-3/32" x 2.75"	16'
VRCTWT	Royal Select Window Trim PVC Cellular	2	2" Pocket	16'
VRCCS	Royal Select Cortex Pro Plug Screws for Trim Color	250 LF		



James Hardie® - Fiber Cement - Special Order

- Premium fiber-cement product
- The look of wood without the maintenance
- Water resistant and fire resistant
- Resists rotting, curling, warping, and splitting
- Available in wood grain and smooth

HardiePlank Lap Siding - Special Order

Part#	Description	Exposure	Size	Length
FCSL4C	4" Exposure HardiePlank Lap Siding - Painted	4"	5/16" x 5-1/4"	12'
FCSL4P	4" Exposure HardiePlank Lap Siding - Primed	4"	5/16" x 5-1/4"	12'
FCSL5C	5" Exposure HardiePlank Lap Siding - Painted	5"	5/16" x 6-1/4"	12'
FCSL5P	5" Exposure HardiePlank Lap Siding - Primed	5"	5/16" x 6-1/4"	12'
FCSL6C	6" Exposure HardiePlank Lap Siding - Painted	6"	5/16" x 7-1/4"	12'
FCSL6P	6" Exposure HardiePlank Lap Siding - Primed	6"	5/16" x 7-1/4"	12'
FCSL7C	7" Exposure HardiePlank Lap Siding - Painted	7"	5/16" x 8-1/4"	12'
FCSL7P	7" Exposure HardiePlank Lap Siding - Primed	7"	5/16" x 8-1/4"	12'

HardiePlank Artisan Lap Siding - Special Order

Extra thick, fiber cement lap siding elevates the aesthetic of traditional wood siding with lower maintenance.

Part#	Description	Exposure	Size	Length
FCSLA4C	4" Exposure HardiePlank Artisan Lap Siding - Painted	4"	5/8" x 5-1/4"	12'
FCSLA4P	4" Exposure HardiePlank Artisan Lap Siding - Primed	4"	5/8" x 5-1/4"	12'
FCSLA6C	6" Exposure HardiePlank Artisan Lap Siding - Painted	6"	5/8" x 7-1/4"	12'
FCSLA6P	6" Exposure HardiePlank Artisan Lap Siding - Primed	6"	5/8" x 7-1/4"	12'
FCSLA7C	7" Exposure HardiePlank Artisan Lap Siding - Painted	7"	5/8" x 8-1/4"	12'
FCSLA7P	7" Exposure HardiePlank Artisan Lap Siding - Primed	7"	5/8" x 8-1/4"	12'


HardieShingle Siding - Special Order

Part#	Description	Exposure	Size	Length
FCSSSTR5C	6" Exposure HardieShingle Staggered Edge Siding - Painted	6"	1/4" x 15.9"	48"
FCSSSTR7C	5" Exposure HardieShingle Straight Edge Siding - Painted	5"	1/4" x 14"	48"
FCSSHR7P	7" Exposure HardieShingle Half Round Siding - Primed	7"	1/4" x 15-1/4"	48"
FCSSSTA6C	7" Exposure Hardie Individual Shingle Siding - Painted	7"	1/4" x 15-1/4"	48"
FCSSI7C	5" Exposure Hardie Individual Shingle Siding - Painted	5"	1/4" x 14"	
FCSSI5C	5" Exposure Hardie Individual Shingle Siding - Painted	5"	1/4" x 5-1/4"	

HardiePanel Vertical Siding - Special Order

Available in Woodgrain, Smooth, Stucco, and T1-11 textures.

Part#	Description	Thickness	Size
FCSV410C	HardiePanel Vertical Siding - Painted	5/16"	4' x 10'
FCSV410P	HardiePanel Vertical Siding - Primed	5/16"	4' x 10'
FCSV48C	HardiePanel Vertical Siding - Painted	5/16"	4' x 8'
FCSV48P	HardiePanel Vertical Siding - Primed	5/16"	4' x 8'
FCSVST410C	HardiePanel Vertical Siding Stucco - Painted	5/16"	4' x 10'
FCSVST48C	HardiePanel Vertical Siding Stucco - Painted	5/16"	4' x 8'



James Hardie Fiber Cement Trim Boards - Special Order

HardieTrim boards are perfect complements to your James Hardie® siding. Both products offer long-lasting protection from the elements, and a beautiful, natural look. James Hardie products are specifically engineered to withstand damage from moisture and rot, and will hold their own, come rain, sleet, or snow.

Part#	Description	Size	Act. Size	Length
FCT44412C	HardieTrim NT3 - Smooth	1 x 4	.75" x 3.5"	12'
FCT44612C	HardieTrim NT3 - Smooth	1 x 6	.75" x 5.5"	12'
FCT44812C	HardieTrim NT3 - Smooth	1 x 8	.75" x 7.25"	12'
FCT441012C	HardieTrim NT3 - Smooth	1 x 10	.75" x 9.25"	12'
FCT441212C	HardieTrim NT3 - Smooth	1 x 12	.75" x 11.25"	12'
FCT54412C	HardieTrim NT3 - Smooth	5/4 x 4	1" x 3.5"	12'
FCT54512C	HardieTrim NT3 - Smooth	5/4 x 5	1" x 4.5"	12'
FCT54612C	HardieTrim NT3 - Smooth	5/4 x 6	1" x 5.5"	12'
FCT54812C	HardieTrim NT3 - Smooth	5/4 x 8	1" x 7.25"	12'
FCT541012C	HardieTrim NT3 - Smooth	5/4 x 10	1" x 9.25"	12'
FCT541212C	HardieTrim NT3 - Smooth	5/4 x 12	1" x 11.25"	12'
FCTAA15412C	Artisan Accent HardieTrim NT3 - Smooth		1.5" x 4"	12'
FCTAA15412P	Artisan Accent HardieTrim NT3 - Smooth Primed		1.5" x 4"	12'
FCTAA15612C	Artisan Accent HardieTrim NT3 - Smooth		1.5" x 6"	12'
FCTAA15612P	Artisan Accent HardieTrim NT3 - Smooth Primed		1.5" x 6"	12'

James Hardie Fiber Cement Soffit - Special Order

Part#	Description	Thickness	Width	Length
FCTSS1212C	HardieSoffit Panel Non-Vented - Painted	1/4"	12"	12'
FCTSS1212P	HardieSoffit Panel Non-Vented - Primed	1/4"	12"	12'
FCTSS1612C	HardieSoffit Panel Non-Vented - Painted	1/4"	16"	12'
FCTSS1612P	HardieSoffit Panel Non-Vented - Primed	1/4"	16"	12'
FCTSS248C	HardieSoffit Panel Non-Vented - Painted	1/4"	24"	8'
FCTSS248P	HardieSoffit Panel Non-Vented - Primed	1/4"	24"	8'
FCTSV1212C	HardieSoffit Panel Vented - Painted	1/4"	12"	12'
FCTSV1212P	HardieSoffit Panel Vented - Primed	1/4"	12"	12'
FCTSV1612C	HardieSoffit Panel Vented - Painted	1/4"	16"	12'
FCTSV1612P	HardieSoffit Panel Vented - Primed	1/4"	16"	12'
FCTSV248C	HardieSoffit Panel Vented - Painted	1/4"	24"	8'
FCTSV248P	HardieSoffit Panel Vented - Primed	1/4"	24"	8'

James Hardie Beaded Porch Panel - Special Order

Part#	Description	Thickness	Size
FCBPP	Hardie Beaded Porch Panel - Arctic White	1/4"	4' x 8'

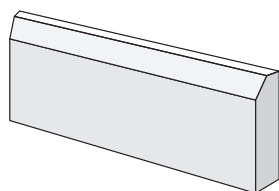
James Hardie Extras

Part#	Description	Size
FCJHC	OSI James Hardie Caulk - Color Matched - Special Order	12 oz.
FCPTU	Hardie Touch Up Paint Kit Touch Up Pen Included - Special Order	16 oz.
YD0704DH	7-1/4" 4-teeth Fiber Cement Circular Blade	7-1/4"
YD1006DH	10" 6-teeth Circular Saw Blade HardieBlade 5/8 In Arbor	10"
YD1208DH	12" 8-teeth Circular Saw Blade HardieBlade	12"



James Hardie Trims - Non Stock

Part#	Description	Act. Size	Length
FCTSK54C	HardieTrim 5/4 Skirt Board - Fiber Cement	2.62" x 1"	16'
FCTBRIMC	HardieTrim Brick Mould - PVC	1.25" x 2"	17'
FCTBEDMC	HardieTrim Bed Mould - PVC	1.63" x .5"	16'
FCTBCC	HardieTrim Base Cap - PVC	1.13" x .67"	16'
FCTDCC	HardieTrim Drip Cap - PVC	1.63" x .67"	16'
FCTRCC	HardieTrim Rams Crown - PVC	2" x 1.4"	16'
FCTRMC	HardieTrim Rake Mould - PVC	2" x .63"	16'
FCTHSC	HardieTrim Historic Sill - PVC	1.93" x 1.75"	16'
FCTSMC	HardieTrim Shingle Mould - PVC	1.63" x .61"	16'
FCTSSC	HardieTrim Sub Sill - PVC	1.49" x 1.5"	16'
FCTFT3	3.0 HardieTrim Corner Tabs - Full Case Only		
FCTCT5.5	5.5 HardieTrim Corner Tabs - Full Case Only		
FCTCT8	8.0 HardieTrim Corner Tabs - Full Case Only		
FCTCM44412C	HardieTrim Crown Mould - Fiber Cement	1 x 4 .75" x 3.25"	12'
FCTCM44612C	HardieTrim Crown Mould - Fiber Cement	1 x 6 .75" x 5.25"	12'



SKIRT BOARD
FCTSK54C



BRICK MOULD
FCTBRIMC



BED MOULD
FCTBEDMC




BASE CAP
FCTBCC



DRIP CAP
FCTDCC



RAMS CROWN
FCTRCC



RAKE CROWN
FCTRMC




HISTORIC SILL
FCTHSC




SUB SILL
FCTSMC




SHINGLE MOULD
FCTSSC



CORNER
FCTFT*



CROWN MOULD
FCTCM44*



James Hardie Fiber Cement Batten Strips - Special Order

Rustic wood grain on front and smooth on the back.

Part#	Description	Size	Act. Size	Length
FCTBC	HardieTrim Batten Strips Rustic Grain/Smooth Color	1 x 3	.75" x 2.5"	12'
FCTBP	HardieTrim Batten Strips Rustic Grain/Smooth Primed	1 x 3	.75" x 2.5"	12'

Trim Moulding





Base Trim Moulding - WM 623

Finger joint pine with a white primer coat.


Part#	Description	Size	Length
TBWM623	Base Trim Moulding Primed Finger Joint Pine WM 623	9/16" x 3-1/4"	16'



Base Trim Moulding - WM 663

Finger joint pine with a white primer coat.

Part#	Description	Size	Length
TBWM663	Base Trim Moulding Primed Finger Joint Pine WM 663	9/16" x 3-1/4"	16'



Base Trim Moulding - LWM 163E

Finger joint pine with a white primer coat.

Part#	Description	Size	Length
TBWM163E	Base Trim Moulding Primed Finger Joint Pine LWM 163E	9/16" x 5-1/4"	16'



Casing - WM 376

Finger joint pine with a white primer coat.


Part#	Description	Size	Length
TBWM376	Casing Trim Moulding Primed Finger Joint Pine WM 376	11/16" x 2-1/4"	14'



Casing - WM 445

Finger joint pine with a white primer coat.


Part#	Description	Size	Length
TBWM445	Casing Trim Moulding Primed Finger Joint Pine WM 445	11/16" x 3-1/4"	15'



Crown Moulding - LWM 49

Finger joint pine with a white primer coat.

Part#	Description	Size	Length
TBWM49	Crown Moulding Primed Finger Joint Pine LWM 49	9/16" x 3-5/8"	16'



Base Shoe - WM 127

Finger joint pine with a white primer coat.


Part#	Description	Size	Length
TBWM127	Base Shoe Moulding Primed Finger Joint Pine WM 127	7/16" x 3/4"	16'



Quarter Round - WM 106

Finger joint pine with a white primer coat.

Part#	Description	Size	Length
TBWM106	Quarter Round Moulding Primed Finger Joint Pine	11/16" x 11/16"	16'



Chair Rail Moulding - WM 390

Finger jointed pine with a white primer coat.


Part#	Description	Size	Length
TBWM390	Chair Rail Moulding Primed Finger Joint Pine - WM 390	11/16" x 2-5/8"	16'



Hand Rail - WM 240

Part#	Description	Size	Length
TBWM24016	Solid Pine Hand Rail - WM 240	1-1/4" x 2-1/4"	16'

PrimeLinX



Primed Finger-Jointed Pine Trim Boards

Genuine PrimeLinX Primed Trim Boards are a multi-purpose, real wood, ready-to-paint product manufactured with an exterior primer and exterior glue. Use PrimeLinX Primed Trim Boards to provide your home with the Craftsman's Style appearance.

Features

- 16 Ft. lengths for less seams
- Real wood
- Primed with industry leading finish and ready-to-paint
- Available in a variety of widths
- Ideal for interior applications


Part#	Description	Size	Act. Size	Length
TBW148	Primed Finger Jointed Pine Trim Boards	1 x 4	23/32" x 3-1/2"	8'
TBW1416	Primed Finger Jointed Pine Trim Boards	1 x 4	23/32" x 3-1/2"	16'
TBW168	Primed Finger Jointed Pine Trim Boards	1 x 6	23/32" x 5-1/2"	8'
TBW1616	Primed Finger Jointed Pine Trim Boards	1 x 6	23/32" x 5-1/2"	16'
TBW1816	Primed Finger Jointed Pine Trim Boards	1 x 8	23/32" x 7-1/4"	8'
TBW1816	Primed Finger Jointed Pine Trim Boards	1 x 8	23/32" x 7-1/4"	16'



PVC Bendable Brick Mould

- Bendable up to 180°.

Part#	Description	Act. Size	Length
TBBM125217	White WM 180 Bendable Brick Mould - PVC	1.25" x 2"	17'



Royal S4S Trimboard is reversible and available in a smooth/smooth or smooth/woodgrain finish.




Royal PVC Trim Boards

- Royal S4S Trimboard™ can be used in countless ways to trim a home and add long-lasting beauty and value. Its smooth, durable, 4-sided finish resists dirt buildup, while its “true square” edges provide cleaner installation. Reversible Royal S4S Trimboard comes ready to install, is paintable and is backed by a lifetime never rot warranty.
- Cannot be painted with dark colors.

Part#	Description	Size	Act. Size	Length
TB44418	Royal PVC Trimboard - Reversible Woodgrain/Smooth	1 x 4	.75" x 3.5"	18'
TB44618	Royal PVC Trimboard - Reversible Woodgrain/Smooth	1 x 6	.75" x 5.5"	18'
TB44818	Royal PVC Trimboard - Reversible Woodgrain/Smooth	1 x 8	.75" x 7.25"	18'
TBS441018	Royal PVC Trimboard - Reversible Smooth/Smooth	1 x 10	.75" x 9.25"	18'
TBS441218	Royal PVC Trimboard - Reversible Smooth/Smooth	1 x 12	.75" x 11.25"	18'
TBS44418	Royal PVC Trimboard - Reversible Smooth/Smooth	1 x 4	.75" x 3.5"	18'
TBS44618	Royal PVC Trimboard - Reversible Smooth/Smooth	1 x 6	.75" x 5.5"	18'
TBS44818	Royal PVC Trimboard - Reversible Smooth/Smooth	1 x 8	.75" x 7.25"	18'
TBS54418	Royal PVC Trimboard - Reversible Smooth/Smooth	5/4 x 4	1" x 3.5"	18'
TBS54618	Royal PVC Trimboard - Reversible Smooth/Smooth	5/4 x 6	1" x 5.5"	18'
TBS54818	Royal PVC Trimboard - Reversible Smooth/Smooth	5/4 x 8	1" x 7.25"	18'
TBSS388	Royal PVC TrimBoard Sheetstock - S2S		0.375" x 48"	8'






Boral Poly Ash Truexterior Trim Boards - Non Stock

- Made with the revolutionary new poly-ash material, which addresses both the moisture- and movement-related issues commonly seen with other exterior materials, creating a balance of performance and aesthetics that cannot be found with other manmade alternatives.
- Easy to cut, route, drill and mill.
- Resistant to rotting, cracking, splitting and virtually free from termites.
- Maintains a high level of dimensional stability during periods of moisture and temperature changes.
- Approved for ground contact.
- Does not require end-sealing, special adhesives or other cumbersome and costly installation techniques.
- Can be painted any color with exterior grade latex paint.

Part#	Description	Size	Length
BTE1416	Boral Truexterior Trim Board - Wood Grain/Smooth	1 x 4	16'
BTE1616	Boral Truexterior Trim Board - Wood Grain/Smooth	1 x 6	16'
BTE1816	Boral Truexterior Trim Board - Wood Grain/Smooth	1 x 8	16'
BTE11216	Boral Truexterior Trim Board - Wood Grain/Smooth	1 x 12	16'
BTE54416	Boral Truexterior Trim Board - Wood Grain/Smooth	5/4 x 4	16'
BTE54616	Boral Truexterior Trim Board - Wood Grain/Smooth	5/4 x 6	16'



Trim Board Texture



Bead Board Texture


Boral Poly Ash Truexterior T&G Bead Boards - Non Stock

- Made with the revolutionary new poly-ash material, which addresses both the moisture- and movement-related issues commonly seen with other exterior materials, creating a balance of performance and aesthetics that cannot be found with other manmade alternatives.
- Edge and center bead or v groove profile.
- Easy to cut, route, drill and mill.
- Resistant to rotting, cracking, splitting and virtually free from termites.
- Maintains a high level of dimensional stability during periods of moisture and temperature changes.
- Approved for ground contact.
- Does not require end-sealing, special adhesives or other cumbersome and costly installation techniques.
- Can be painted any color with exterior grade latex paint.

Part#	Description	Size	Length
BTE58616BB	Boral Truexterior T&G Bead Board w/ 5" Reversible Face	5/8" x 6"	16'

Drywall





National Gypsum Gold Bond High Strength LITE Drywall

- For interior, non-fire-rated walls and ceilings
- 25% lighter than standard gypsum board
- Provides excellent sag resistance


Part#	Description	Thick	Size
DW1248	High Strength LITE Drywall w/ Gypsum Core	1/2"	4' x 8'
DW12412	High Strength LITE Drywall w/ Gypsum Core	1/2"	4' x 12'



National Gypsum Gold Bond Moisture & Mold Resistant Drywall

- Inhibits mold growth
- Installs fast and easy with tapered edges and less weight
- Resists moisture better
- Resists abuse


Part#	Description	Thick	Size
DW1248MR	Purple Drywall w/ Gypsum Core - Moisture and Mold Resistant	1/2"	4' x 8'



National Gypsum Gold Bond Fire Resistive Drywall

- Approved component in specific UL-rated designs.
- Lightweight and cost-efficient material that is compatible with a wide range of decorative finishes.
- Cuts easily for quick installation, permitting painting or other decoration and the installation of metal or wood trim almost immediately.
- Fire-resistant material with a gypsum core that will not support combustion or transmit temperatures greatly in excess of 212°F (100°C) until completely calcined, a slow process.
- Dimensionally stable under changes in temperature and relative humidity and resists warping, rippling, buckling and sagging.
- Features the GridMarX® preprinted fastening guide on the board to allow for faster and more accurate installation.
- Achieves GREENGUARD and GREENGUARD Gold Certification. GREENGUARD Certified products are certified to GREENGUARD standards for low chemical emissions into indoor air during product usage. For more information, visit: ul.com/gg.
- Qualifies as a low-VOC emitting material by meeting California Specification 01350. For more information, visit: <http://www.calrecycle.ca.gov/greenbuilding/specs/section01350/>.
- 40-minute fire protection with proper installation.


Part#	Description	Thick	Size
DW5848X	Type X Fire Resistive Drywall with Grid MarX	5/8"	4' x 8'



Drywall Corner Bead

Dent-resistant reinforcement for finishing gypsum board corners in high abuse and moisture-prone areas.

Part#	Description	Size	Length
DWACBV10	Drywall Corner Bead - Rip Bead Tearaway	1/2"	10'



Vinyl Drywall Corner Bead

Dent-resistant reinforcement for finishing gypsum board corners in high abuse and moisture-prone areas.

Part#	Description	Size	Length
DWACBV8	Vinyl Drywall Corner Bead	1-1/4"	8'



Metal Drywall Corner Bead

Hot-dipped galvanized coated steel.


Part#	Description	Size	Length
DWACBS8	Drywall Corner Bead - Metal	1-1/4"	8'
DWACBS9	Drywall Corner Bead - Metal	1-1/4"	9'
DWACBS10	Drywall Corner Bead - Metal	1-1/4"	10'



Paper and Co-polymer Drywall Corner

Pre-cut for fast and efficient drywall corner installations. Withstand severe impacts, settling and seismic movements.

Part#	Description	Size	Length
DWACBPC	Flexible Drywall Corner - Paper and Co-polymer		8'
DWACBPC10	Flexible Drywall Corner - Paper and Co-polymer		10'



Drywall Inside Corner

For use with any thickness of wallboard.

Part#	Description	Size	Length
DWACBPS	Drywall Inside Corner Bead - Paper Faced Metal	3/8"	8'



Paper Drywall Seam Tape

Delivers perfect straight lines for challenging off angles and long spans. Flexible hinge forms to any inside or outside corner angle. Flange width hides irregular framing.

Part#	Description	Size	Length
DWAULT450	Flexible Drywall Corner No-Coat	4-1/2"	100'
DWA311692	Flexible Drywall Corner No-Coat	3-1/4"	100'
DWA380041024	Paper Drywall Joint Tape	2-1/16"	75'
DWA382175020	Paper Drywall Joint Tape - Sheetrock	2-1/16"	250'
DWA382198010	Paper Drywall Joint Tape - Sheetrock	2-1/16"	500'

Mold-Resistant Drywall Seam Tape

Self adhesive, tough fiberglass mesh increases joint strength and structural integrity. Anti-microbial coating.

Part#	Description	Size	Length
DWAFDW8664-U	Mold Resistant Drywall Tape Fiberglass, Green	1-7/8"	300'

Metal Drywall Seam Tape

Galvanized steel reinforced tape protects inside and outside corners from everyday abuse.

Part#	Description	Size	Length
DWAFDW6625-U	Metal Drywall Corner Tape - FibaTape	2"	25'

Fiberglass Drywall Seam Tape

Part#	Description	Size	Length
DWAFDW6567-U	Fiberglass Drywall Joint Tape - FibaTape	1-7/8"	300'
DWAFDW6561-U	Fiberglass Wall Repair Tape - FibaTape	2"	65'
DWAFDW8666-U	Fiberglass Joint Tape - FibaTape	2-3/8"	250'
DWAFDW6583-U	Fiberglass Drywall Joint Tape - FibaTape	1-7/8"	500'
DWAFDW6581-U	White Fiberglass Drywall Joint Tape Self Adhesive	1-7/8"	300'
DWAFDW6578-U	White Fiberglass Joint Tape - FibaTape	1-7/8"	150'

Fibafuse Drywall Seam Tape

Mold-resistant glass mat drywall tape is ideal for high-humidity and moisture-prone applications. Easy to cut and designed to retain its folds.

Part#	Description	Size	Length
DWAFDW8652-U	Drywall Joint Tape - Fibafuse	2"	250'
DWAFDW9018-U	Drywall Joint Tape - Fibafuse	6"	75'
DWAFDW8442-U	Drywall Wide Joint Tape - Fibafuse	36"	75'
DWAFDW8443-U	Drywall Wide Joint Tape - Fibafuse	36"	150'

Drywall Roll Lifter



Part#	Description	Size
DWA151523L	Drywall Roll Lifter	15.5" x 2.25'

Drywall Ribbon Blade



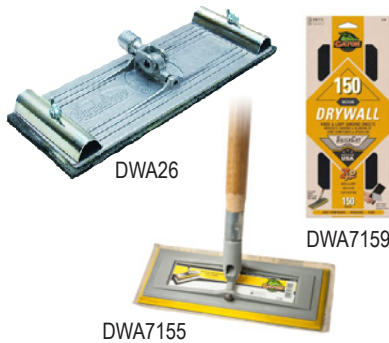
Part#	Description	Size
DWARM772	Mud Mixer Ribbon Blade	4" x24"

Drywall Knife



Part#	Description	Size
DWACC766	Drywall Circle Cutter Hardened Steel	8-1/2"

Drywall Pole Sander



Part#	Description	Size
DWA26	Swivel Pole Sander Head Die-Cast Aluminum	9-3/8"x3-1/4"
DWA7155	Drywall Pole Sander Hook/Loop with Handle	4"x10"
DWA7159	150 Grit Hook and Loop Drywall Sanding Sheets	4-1/2" x 10-1/2"

Drywall Rasp



Part#	Description	Size
DWA14389	Drywall Rasp W/Rails 5-1/2"	5-1/2"



Ready Mixed Joint Compound

For hand-applied simple texturing and cracks in interior plaster and masonry. Fast, easy and smooth finish. Low shrinkage. Easy to apply and sand.

Part#	Description	Size
DWA380501/3802	Green Lid - Joint Compound - Ready Mixed - USG	5 Gal.



Light-Weight Ready Mixed Joint Compound

Very low shrinkage. Excellent for hand and mechanical tool application.

Part#	Description	Size
DWA381466048	Blue Lid Light+3 Joint Compound - Ready Mixed - USG	4.5 Gal.



Mid-Weight Ready Mixed Joint Compound

Very low shrinkage. Excellent for hand and mechanical tool application.

Part#	Description	Size
DWA380417048	Purple Lid Mid-Weight Joint Compound - Ready Mixed - USG	4.5 Gal.



Lightweight Drywall Compound

Repairs cracks and holes with just a single application.

Part#	Description	Size
DWA0542	Lightweight Spackling Compound - Onetime	1/2 pt.



Dry Dex Drywall Compound

Easy to use indoors and out on drywall, plaster, wood, and more. Resists cracking and sands easily.

Part#	Description	Size
DWA12328	DRY DEX Spackling - DAP	1/2 pt.



Walboard Joint Compound

For smooth, high quality finishing of gypsum panel joints. White color.

Part#	Description	Size
DWA10100	Wallboard Joint Compound - DAP	1 Qt.



Primer Joint Compound

Ideal primecoat for interior gypsum board and concrete surfaces. Dries in less than 30 minutes - topcoat in an hour.

Part#	Description	Size
DWA544825030	First Coat - Primer Joint Compound - USG	1 Gal.
DWA544822048	First Coat - Primer Joint Compound - USG	5 Gal.



Vinyl Drywall Compound

Heavy-duty all purpose formula that is perfect for household repairs and professional jobs. Resists cracking, sands easily and spreads smoothly. Interior/exterior use.


Part#	Description	Size
DWA12130	Vinyl Spackling - White - DAP	1/2 pt.
DWA12132	Vinyl Spackling - White - DAP	1 Qt.
DWA12133	Vinyl Spackling - White - DAP	1 Gal.



Presto Patch Compound

Formulated to set fast and dry hard. Sets in 5-10 minutes and is ready to paint in 30 minutes. Great for all interior wall, ceiling and floor projects. White color.

Part#	Description	Weight
DWA58505	Presto Patch- Multipurpose Patching Compound - DAP	4 Lb.



Plaster of Paris

Ideal for hobby, molds and casts. Sets fast in 20-30 minutes without shrinking. Smooth formula provides great results every time. Interior use.

Part#	Description	Weight
DWA53005	Plaster Of Paris - DAP	4.4 Lb.

Fasteners





GRK Structural Screws

GRK Fasteners RSS screw is Climatek coated hardened steel. Its sharp threads and point bite instantly into material (including hardwood), reducing the splitting effect caused by smaller shanks. Its washer type head has no sharp edges like conventional lag screws, and the added shoulder underneath the washer has the ability to center the RSS screw in predrilled hardware.

Features

- Ideal for ledger boards and more
- Self-tapping
- W-cut thread design
- May be used as a lag screw alternative
- 1 step install, no pre-drilling
- Superior clamping force on the first drive
- 20% faster drive time
- Driver not included
- 3-1/8" - 6" screws have 5/16" diameter shank, and 8" screw has a 3/8" diameter shank.

Part#	Description	Carton Qty	Driver Size	Size
SHS3	3-1/8" GRK-RSS Header Screws - Climatek Coated for use in treated wood	500	T30	3-1/8"
SHS4	4" GRK Header Screws - Climatek Coated for use in treated wood	400	T30	4"
SHS4SS	4" GRK-RSS Stainless Steel Header Screws	400	T30	4"
SHS5	5-1/8" GRK Header Screws	300	T30	5-1/8"
SHS6	6" GRK Header Screws	300	T30	6"
SHS8	8" GRK Header Screws	300	T40	8"



Headlok Flathead Screws - FastenMaster

Save time, money, and labor costs. HeadLOK eliminates the need to predrill and hand-ratchet in 3/8 inch galvanized lag screws in wood-to-wood projects. HeadLOK's aggressive threading and sharp gimlet point allows it to zip right into wood or OSB without predrilling. Plus, the wafer head eliminates the need for washers and offers increased pull through strength. Perfect for deck framing, stair stringers, fencing, cabinets, and more! Sizes are perfect for virtually any dimensional wood-to-wood project. HeadLOK fasteners are American made.

Features

- Nationally code compliant stronger design shear values than 3/8 inch lag screws
- Guaranteed corrosion resistance for the life of the project; ACQ approved
- Free Spider Driver bit in every package
- No predrilling--zips right in
- Patented Spider Drive virtually eliminates cam-out

Part#	Description	Pack Qty	Carton Qty	Size
SH278	2-7/8" Fastenmaster Headlok Flathead Screws	50	6 Boxes	2-7/8"
SH278B	2-7/8" Fastenmaster Headlok Flathead Screws	500		2-7/8"
SH45	4-1/2" Fastenmaster Headlok Flathead Screws	50	6 Boxes	4-1/2"
SH45B	4-1/2" Fastenmaster Headlok Flathead Screws	250		4-1/2"
SH6	6" Fastenmaster Headlok Flathead Screws	50	6 Boxes	6"
SH6B	6" Fastenmaster Headlok Flathead Screws	250		6"





LedgerLOK Screws - FastenMaster

Save time, money, and labor costs. LedgerLOK is the first fastener engineered to attach deck ledger boards to the rim board of the house with no predrilling. No need to predrill and hand-ratchet in ½ inch galvanized lags and washers. LedgerLOK also has stronger shear values than ½ inch galvanized lag screws. Plus, with LedgerLOK's smaller shank diameter, even a cordless drill (14.4 volts or higher) zips them right in, saving on battery life and additional tooling costs. Each pack size contains a free ⅝ inch driver bit. LedgerLOK fasteners are American made.

Features

- Manufactured in United States
- Easy to use
- Highly durable
- Nationally code compliant ESR #1078
- Head-stamped for easy code inspection
- Built in washer hex-head design eliminates the need for additional washers
- Costs significantly less per piece than ½ inch galvanized lags and washers
- Guaranteed corrosion resistance for the life of the project; ACQ approved

Part#	Description	Pack Qty	Carton Qty	Size
SL358	3-5/8" Fastenmaster LedgerLOK Hexhead Screws	50	6 Boxes	3-5/8"
SL358B	3-5/8" Fastenmaster LedgerLOK Hexhead Screws	250		3-5/8"
SL5	5" Fastenmaster LedgerLOK Hexhead Screws	50	6 Boxes	5"
SL5B	5" Fastenmaster LedgerLOK Hexhead Screws	250		5"



TimberLOK Heavy-Duty Screws - FastenMaster

Save time, money, and labor costs. TimberLOK's sharp point and aggressive threads penetrate the densest woods without predrilling and provide stronger shear values than ⅝ inch galvanized lag screws. TimberLOK's unique countersinking head design is perfect for your next wood-to-wood project, whether it be deck framing, fencing, or any post to beam connections. It's also perfect for replacing galvanized spikes in raised flower beds, landscaping, or retaining walls. No need to predrill and sledge a spike. TimberLOK just zips right in. Each pack size contains a free ⅝ inch driver bit. TimberLOK fasteners are American made.

Features

- Easy to use
- Highly durable
- Nationally code compliant IBC/IRC ESR #1078
- Head-stamped for easy code inspection
- Unique tapered head countersinks easily into wood
- Guaranteed corrosion resistance for the life of the project
- ACQ approved

Part#	Description	Pack Qty	Carton Qty	Size
ST25	2-1/2" Fastenmaster TimberLOK Hexhead Screws	50		2-1/2"
ST4	4" Fastenmaster TimberLOK Hexhead Screws	50	6 Boxes	4"
ST4B	4" Fastenmaster TimberLOK Hexhead Screws	250		4"
ST6	6" Fastenmaster TimberLOK Hexhead Screws	50	6 Boxes	6"
ST6B	6" Fastenmaster TimberLOK Hexhead Screws	250		6"
ST8	8" Fastenmaster TimberLOK Hexhead Screws	50	4 Boxes	8"
ST8B	8" Fastenmaster TimberLOK Hexhead Screws	250		8"
ST10	10" Fastenmaster TimberLOK Hexhead Screws	50	4 Boxes	10"
ST10B	10" Fastenmaster TimberLOK Hexhead Screws	250		10"



ThruLOK Screw Bolt Fastening System - FastenMaster

Meet code and lower installed costs! FastenMaster's ThruLOK Screw Bolt Fastening System replaces ½ inch carriage or through-bolts without predrilling. ThruLOK installs quickly with an 18 volt cordless drill and doesn't require special bits or wrenches. The three part kit assembly includes a ThruLOK fastener featuring the patent pending Paddle Point, engineered washer, and LOK-Nut. No need to count out bolts, nuts, and washers. The product's galvanized coating meets current IRC ACQ corrosion requirements and is guaranteed for the life of the project. ThruLOK is also a code compliant replacement for ½ inch carriage or through-bolts. This fastener comes in specific lengths to tackle primary deck applications. Installation instructions and code documentation are included in each box. ThruLOK products are manufactured in specific lengths to tackle primary deck applications. The 6-¼ inch fastener is used for single 2x to 4x decking posts.

Features

- Manufactured in United states
- Easy to use
- Highly durable
- Replaces ½ inch carriage or through-bolts without predrilling
- Installs with an 18 volt cordless drill
- No special bits or wrenches needed
- Meets all corrosion requirements and is guaranteed for the life of the project
- Code compliant fastening method with current code documentation

Part#	Description	Pack Qty	Carton Qty	Size
STH625	6-1/4" Fastenmaster ThruLOK Hexhead Screws	6	6 Boxes	6-1/4"
STH62524	6-1/4" Fastenmaster ThruLOK Hexhead Screws	24	4 Boxes	6-1/4"
STH7	7" Fastenmaster ThruLOK Hexhead Screws	6	6 Boxes	7"
STH724	7" Fastenmaster ThruLOK Hexhead Screws	24	4 Boxes	7"
STH8	8" Fastenmaster ThruLOK Hexhead Screws	6	6 Boxes	8"
STH824	8" Fastenmaster ThruLOK Hexhead Screws	24	4Boxes	8"



Concrete Screw

Available in Blue Rustpert Coating and Stainless Steel in various sizes. Includes drill bit.

Part#	Description	Pack Size	Diameter	Length
SRC*	Hex Head Concrete Screw	100 ct.	3/16" & 1/4"	1-1/4" - 6"
SRCF*	Flat Head Concrete Screw	100 ct.	3/16" & 1/4"	1-1/4" - 6"
SCR*SS	Hex Head Concrete Screw	100 ct.	1/4"	1-1/4" - 3-3/4"
SCR*SS	Flat Head Concrete Screw	100 ct.	1/4"	1-1/4" - 3-3/4"

Titen Heavy-Duty Concrete Anchor

Hole size required same as shaft diameter.

Part#	Description	Pack Size	Diameter	Length
JHTHD37*	Heavy-Duty Concrete Anchor	50 ct.	3/8"	3", 4", 5", & 6"
JHTHD50*	Heavy-Duty Concrete Anchor	25 ct.	1/2"	3"
JHTHD50*	Heavy-Duty Concrete Anchor	20 ct.	1/2"	4", 5", 6", & 8"
JHTHDB62*	Heavy-Duty Concrete Anchor	10 ct.	5/8"	4", 5", 6", & 8"
JHTHD75*	Heavy-Duty Concrete Anchor	5 ct.	3/4"	5" & 8-1/2"



Wedge Anchor - Galvanized

Part#	Description	Coating	Pack Size	Case Qty	Diameter	Length
BWA12275G	Concrete Wedge Anchor	Galvanized	25 ct.	8 Boxes	1/2"	2-3/4"
BWA38275G	Concrete Wedge Anchor	Galvanized	50 ct.	8 Boxes	3/8"	2-3/4"
BWA12375G	Concrete Wedge Anchor	Galvanized	25 ct.	8 Boxes	1/2"	3-3/4"
BWA38375G	Concrete Wedge Anchor	Galvanized	50 ct.	8 Boxes	3/8"	3-3/4"
BWA12425G	Concrete Wedge Anchor	Galvanized	25 ct.	8 Boxes	1/2"	4-1/4"
BWA385G	Concrete Wedge Anchor	Galvanized	50 ct.	8 Boxes	3/8"	5"
BWA1255G	Concrete Wedge Anchor	Galvanized	25 ct.	6 Boxes	1/2"	5-1/2"
BWA586G	Concrete Wedge Anchor	Galvanized	10 ct.	8 Boxes	5/8"	6"
BWA5812G	Concrete Wedge Anchor	Galvanized	10 ct.	4 Boxes	5/8"	12"



Wedge Anchor - Stainless

Part#	Description	Coating	Pack Size	Case Qty	Diameter	Length
BWA12275SS	Concrete Wedge Anchor	Stainless	25 ct.	8 Boxes	1/2"	2-3/4"
BWA38275SS	Concrete Wedge Anchor	Stainless	50 ct.	8 Boxes	3/8"	2-3/4"
BWA12375SS	Concrete Wedge Anchor	Stainless	25 ct.	8 Boxes	1/2"	3-3/4"
BWA38375SS	Concrete Wedge Anchor	Stainless	50 ct.	8 Boxes	3/8"	3-3/4"
BWA12425SS	Concrete Wedge Anchor	Stainless	25 ct.	8 Boxes	1/2"	4-1/4"
BWA385SS	Concrete Wedge Anchor	Stainless	50 ct.	8 Boxes	3/8"	5"
BWA1255SS	Concrete Wedge Anchor	Stainless	25 ct.	6 Boxes	1/2"	5-1/2"
BWA3455SS	Concrete Wedge Anchor	Stainless	10 ct.	6 Boxes	3/4"	5-1/2"
BWA586SS	Concrete Wedge Anchor	Stainless	10 ct.	8 Boxes	5/8"	6"
BWA127SS	Concrete Wedge Anchor	Stainless	25 ct.	6 Boxes	1/2"	7"
BWA347SS	Concrete Wedge Anchor	Stainless	10 ct.	6 Boxes	3/4"	7"
BWA387SS	Concrete Wedge Anchor	Stainless	50 ct.	6 Boxes	3/8"	7"
BWA5885SS	Concrete Wedge Anchor	Stainless	10 ct.	4 Boxes	5/8"	8-1/2"



Wedge Anchor - Zinc

Part#	Description	Coating	Pack Size	Case Qty	Diameter	Length
BWA38225	Concrete Wedge Anchor	Zinc	50 ct.	8 Boxes	3/8"	2-1/4"
BWA12275	Concrete Wedge Anchor	Zinc	25 ct.	8 Boxes	1/2"	2-3/4"
BWA38275	Concrete Wedge Anchor	Zinc	50 ct.	8 Boxes	3/8"	2-3/4"
BWA383	Concrete Wedge Anchor	Zinc	50 ct.	8 Boxes	3/8"	3"
BWA12375	Concrete Wedge Anchor	Zinc	25 ct.	8 Boxes	1/2"	3-3/4"
BWA38375	Concrete Wedge Anchor	Zinc	50 ct.	8 Boxes	3/8"	3-3/4"
BWA12425	Concrete Wedge Anchor	Zinc	25 ct.	8 Boxes	1/2"	4-1/4"
BWA34425	Concrete Wedge Anchor	Zinc	10 ct.	8 Boxes	3/4"	4-1/4"
BWA385	Concrete Wedge Anchor	Zinc	50 ct.	8 Boxes	3/8"	5"
BWA585	Concrete Wedge Anchor	Zinc	10 ct.	8 Boxes	5/8"	5"
BWA1255	Concrete Wedge Anchor	Zinc	25 ct.	6 Boxes	1/2"	5-1/2"
BWA3455	Concrete Wedge Anchor	Zinc	10 ct.	6 Boxes	3/4"	5-1/2"
BWA586	Concrete Wedge Anchor	Zinc	10 ct.	8 Boxes	5/8"	6"
BWA34625	Concrete Wedge Anchor	Zinc	10 ct.	6 Boxes	3/4"	6-1/4"
BWA127	Concrete Wedge Anchor	Zinc	25 ct.	6 Boxes	1/2"	7"
BWA347	Concrete Wedge Anchor	Zinc	10 ct.	6 Boxes	3/4"	7"
BWA587	Concrete Wedge Anchor	Zinc	10 ct.	8 Boxes	5/8"	7"
BWA3485	Concrete Wedge Anchor	Zinc	10 ct.	4 Boxes	3/4"	8-1/2"
BWA5885	Concrete Wedge Anchor	Zinc	10 ct.	4 Boxes	5/8"	8-1/2"
BWA1210	Concrete Wedge Anchor	Zinc	25 ct.	4 Boxes	1/2"	10"



Sleeve Anchor - Zinc

Part#	Description	Coating	Pack Size	Case Qty	Diameter	Length
BWAS38178	Concrete Sleeve Anchor	Zinc	50 ct.	8 Boxes	3/8"	1-7/8"
BWAS12225	Concrete Sleeve Anchor	Zinc	25 ct.	8 Boxes	1/2"	2-1/4"
BWAS123	Concrete Sleeve Anchor	Zinc	25 ct.	8 Boxes	1/2"	3"
BWAS383	Concrete Sleeve Anchor	Zinc	50 ct.	8 Boxes	3/8"	3"
BWAS124	Concrete Sleeve Anchor	Zinc	25 ct.	8 Boxes	1/2"	4"
BWAS384	Concrete Sleeve Anchor	Zinc	50 ct.	8 Boxes	3/8"	4"
BWAS58425	Concrete Sleeve Anchor	Zinc	10 ct.	8 Boxes	5/8"	4-1/4"
BWAS126	Concrete Sleeve Anchor	Zinc	25 ct.	8 Boxes	1/2"	6"
BWAS586	Concrete Sleeve Anchor	Zinc	10 ct.	8 Boxes	5/8"	6"



Tan Deck Screws - PrimeGuard Plus

The PrimeGuard Plus name represents quality and value to professional contractors on jobsites across north America, including the Caribbean. First introduced in 1975, grip-rite is now the top-selling brand of fasteners in America.

Features

- Rust-oleum certified lifetime guarantee against rust, including when used with treated lumber
- Type 17 point reduces need to pre-drill boards
- Star drive (driver bit included)

Part#	Description	Container Size	Lengths
SDST*	Tan Deck Screw	1 lb, 5 lb, & 25 lb	1-1/4" - 4"

Camo Deck Screws - National Nail

Efficiently constructed to ensure a superior driving force and holding power. Designed to easily penetrate surfaces and provide a clean, professional looking finish. Ideal for a variety of fastening applications.

Features

- Manufactured with quality materials and a solid construction
- Easily penetrates surfaces
- Provides a clean, professional looking finish

Part#	Description	Lengths
SDSC*	Camo Deck Screw	1-1/4" - 4"



Tiger Claw Hidden Deck Fastener

Part#	Description	Box Qt.
DTC90	TC-G Deck Fastener for Grooved Boards - w/ Screws	90



Tiger Claw Pneumatic Gun

Part#	Description
DTCGUN	Tiger Claw Pneumatic Gun



Tiger Claw Pneumatic Screws

Part#	Description	Box Qt.
DTCS	Tiger Claw Scrails	930
DTC900	TC-G Deck Fastener for Grooved Boards - No Screws	900

Camo Drive Deck Fastening Tool Attachment



Part#	Description
-------	-------------

DCD	Camo Drive Deck Fastening Tool Attachment For Collated Screws And Edge Clip
DCDBT15	Replacement T15 Drive Long Bit For Camo Drive Deck Fastening Tool - 2-pack
DCDBT20	Replacement T20 Drive Long Bit For Camo Drive Deck Fastening Tool - 2-pack



EDGE GUIDE



CLIP GUIDE



FACE GUIDE



Edge Clip Hidden Deck Fasteners

For EdgeClip, setting the clip could not be easier. Simply attached each clip to each joist, slide the board in place, then move to the next board. You can set multiple boards before driving the screws. For use with common 90° decking pattern. Includes (1) Never-Miss™ Guide and (1) Driver Bit.

Part#	Description	Qty.	Size
-------	-------------	------	------

DCDE90	Edge Clip Hidden Deck Fasteners Compatible With Camo Drive	90 pcs.	2-3/8"
DCDE450	Edge Clip Hidden Deck Fasteners Compatible With Camo Drive	450 pcs.	2-3/8"
DCDE900	Edge Clip Hidden Deck Fasteners Compatible With Camo Drive	900 pcs.	2-3/8"



EdgeXClip Hidden Deck Fasteners

For EdgeXClip, just pinch the wings and slide it into the groove. Angle the deck board in any direction over the joist. Like the EdgeClip, you can set clips for multiple boards before screwing the boards down. It's that easy! For use with angled decking pattern. Includes (1) Never-Miss™ Guide and (1) Driver Bit.

Part#	Description	Qty.	Size
-------	-------------	------	------

DCDEX	EdgeXClip Hidden Deck Fasteners Compatible With Camo Drive	90 pcs.	2-3/8"
-------	--	---------	--------

Collated Deck Fasteners

Part#	Description	Qty.	Size
-------	-------------	------	------

DCDES	Collated Edge Screws For Camo Drive	1000 pcs.	2-3/8"
DCDFS	Collated Face Screws For Camo Drive	1000 pcs.	3"



DCDES



DCDFS

Decking & Railing





SHOWN IN MULTI-CHROMATIC BUNGALOW



SQUARE EDGE



GROOVED EDGE

ACTUAL COLORS MAY VARY.
REQUEST FREE COLOR SAMPLES.

Fiberon® Good Life Composite Deck Board

- Available in 3 colors two-toned colors: Beach House, Tuscan Villa, Bungalow
- Also available in 2 standard colors: Cabin and Cottage
- 25-year residential limited warranty
- Capped on 3 sides with a tough protective finish
- Never needs staining or painting
- Offers the low maintenance of a composite at a price that's closer to wood

Part#	Description	Size	Length
DGLBG12cc	Fiberon Good Life Deck Board Grooved Edge	0.93" x 5.25"	12'
DGLBG16cc	Fiberon Good Life Deck Board Grooved Edge	0.93" x 5.25"	16'
DGLBG20cc	Fiberon Good Life Deck Board Grooved Edge	0.93" x 5.25"	20'
DGLBS20cc	Fiberon Good Life Deck Board Square Edge	0.93" x 5.25"	20'
DGLF12cc	Fiberon Good Life Fascia Board	0.75" x 11.25"	12'




MULTI-CHROMATIC
BEACH HOUSE (BEA)
Stocked at Both Locations



MULTI-CHROMATIC
TUSCAN VILLA (TUS)
Stocked at Both Locations



MULTI-CHROMATIC
BUNGALOW (BUN)
Stocked at Both Locations



CABIN (CAB)
Stocked at Both Locations



COTTAGE (COT)
Stocked at Both Locations



SHOWN IN WARM SIENNA



SQUARE EDGE



GROOVED EDGE

ACTUAL COLORS MAY VARY.
REQUEST FREE COLOR SAMPLES.

Fiberon® Horizon Composite Deck Board

- Stocked in 4 premium, 2-toned colors
- 25-year residential limited warranty
- Capped on all 4 sides with a tough protective finish for more durability
- Never needs staining or painting
- The perfect combination of natural beauty and advanced composite technology
- Reversible with 2 different patterns top and bottom for more options and less waste

Part#	Description	Size	Length
DHORBG12cc	Fiberon Horizon Deck Board Grooved Edge	0.94" x 5.4"	12'
DHORBG16cc	Fiberon Horizon Deck Board Grooved Edge	0.94" x 5.4"	16'
DHORBG20cc	Fiberon Horizon Deck Board Grooved Edge	0.94" x 5.4"	20'
DHORBS20cc	Fiberon Horizon Deck Board Square Edge	0.94" x 5.4"	20'
DHORF12cc	Fiberon Horizon Fascia Board	0.75" x 11.25"	12'



IPE (I)
Stocked at Newville




CASTLE GRAY (C)
Stocked at Both Locations



WARM SIENNA (WRS)
Stocked at Both Locations



BURNT UMBER (BU)
Stocked at Both Location



Aluminum Railing - American Series

Outstanding Performance, Exceptional Style

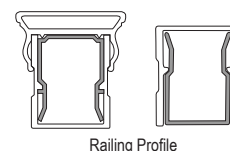
If you're dreaming of beautiful, stress-free outdoor living spaces, our low-maintenance aluminum railing, designed to provide long-lasting attractiveness and safety, is one way to make that outdoor dream a reality. The American Series aluminum railing is engineered to our exacting standards and fabricated and tested in the USA. Both top and bottom railings contain vinyl channels to help secure the balusters and prevent metal-on-metal rattling.

Powder Coating for Durability

Each piece of our aluminum rail is expertly coated with AAMA 2604 powder coating for resistance to sun, heat, and humidity. This powder coating is one of the most economical, longest-lasting, and color-durable finishes on the market today. AAMA 2605 coating is available for architectural projects that require long-term cosmetic and functional protection.

American Series: Smooth and Contemporary

The American Series, with its flat-top railing and contemporary profile, is ideal for any outdoor space.



Stocked at our Newville location. Allow 2-3 days for transfer.

Aluminum Railing - Level Kit - American Series

Part#	Description	Size
DRA6L36	American Series Aluminum Level Railing Kit with Square Balusters and Hardware - Textured Black	6' x 36"
DRA6L42	SPECIAL ORDER - American Series Aluminum Level Railing Kit with Square Balusters and Hardware - Textured Black	6' x 42"
DRA8L36	American Series Aluminum Level Railing Kit with Square Balusters and Hardware - Textured Black	8' x 36"
DRA8L42	SPECIAL ORDER - American Series Aluminum Level Railing Kit with Square Balusters and Hardware - Textured Black	8' x 42"

Aluminum Railing - Stair Kit - American Series

Part#	Description	Size
DRA6S36	American Series Aluminum Stair Railing Kit with Square Balusters and Hardware - Textured Black	6' x 36"
DRA6S42	SPECIAL ORDER - American Series Aluminum Stair Railing Kit with Square Balusters and Hardware - Textured Black	6' x 42"
DRA8S36	American Series Aluminum Stair Railing Kit with Square Balusters and Hardware - Textured Black	8' x 36"
DRA8S42	SPECIAL ORDER - American Series Aluminum Stair Railing Kit with Square Balusters and Hardware - Textured Black	8' x 42"

Aluminum Railing - Caps and Post Trims - American Series

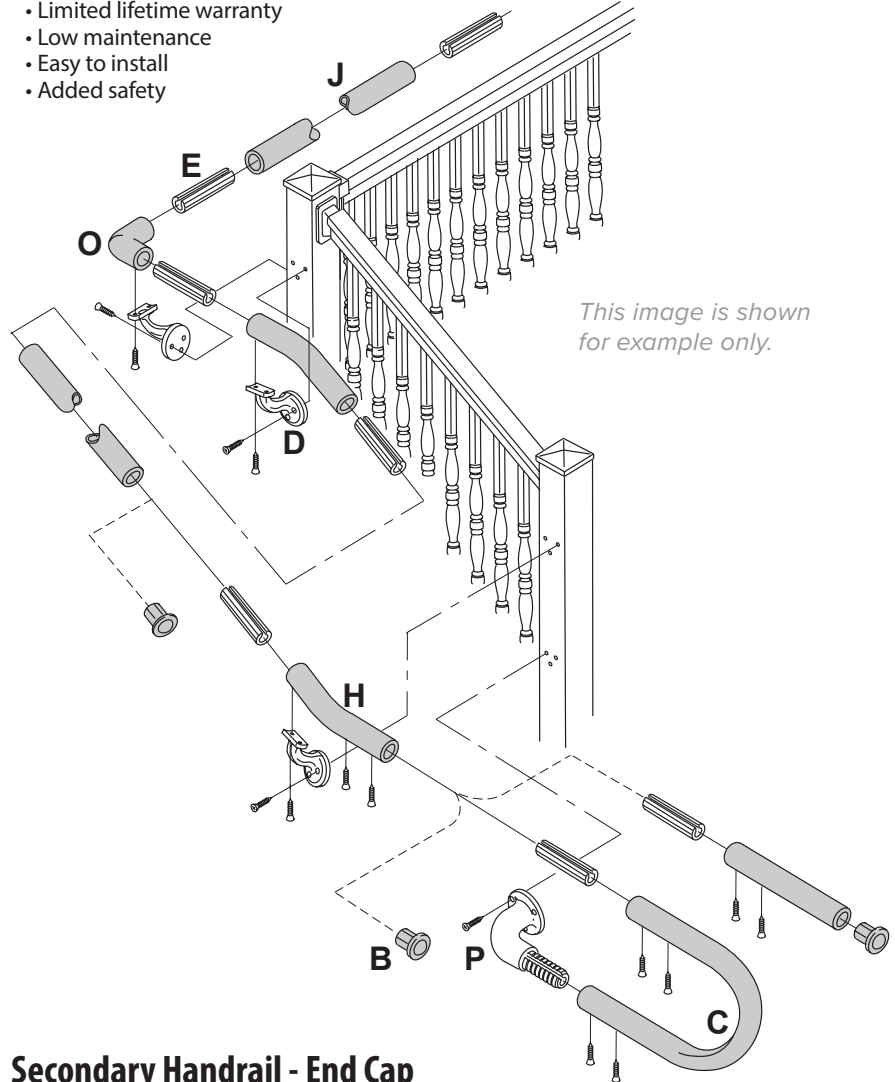
Part#	Description	Post Size
DRACF-25	American Series Aluminum Flat Cap - Textured Black	2-1/2"
DRACF-325	American Series Aluminum Flat Cap - Textured Black	3-1/4"
DRAPT-25	American Series Aluminum Post Trim - Textured Black	2-1/2"
DRAPT-325	American Series Aluminum Post Trim - Textured Black	3-1/4"



Always check with your local building code official prior to the installation of railing


Secondary Handrail - 1-1/2" White Aluminum

- Limited lifetime warranty
- Low maintenance
- Easy to install
- Added safety



Secondary Handrail - End Cap

Part#	Description
DRASBEC	Secondary Handrail - (B) End Cap - White



Secondary Handrail - P-Loop Return

Part#	Description
DRASCLR	Secondary Handrail - (C) P-Loop Return - White



Secondary Handrail - Mounting Bracket

Part#	Description
DRASDMB	Secondary Handrail - (D) 3" Mounting Bracket - White
DRASLCM	Secondary Handrail - (L) 6" Corner Mounting Bracket - White
DRASNMB	Secondary Handrail - (N) Mounting Bracket Insert



Secondary Handrail - Aluminum Connector Rail

Part#	Description
DRASEAC	Secondary Handrail - (E) Aluminum Connector Rail - White



Secondary Handrail - Straight Handrail

Part#	Description	Size
DRASJHR	Secondary Handrail - (J) 104" Straight Handrail with Aluminum Insert - White	1-1/2" x 104"



5° RADIUS ELBOW



34° RADIUS ELBOW



90° INSIDE ELBOW



OUTSIDE ELBOW

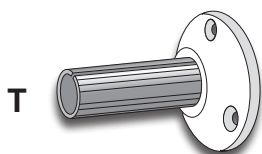
90° ELBOW BRACKET



M

Secondary Handrail - Elbows

Part#	Description	Size
DRASFHE	Secondary Handrail - (F) 5 Degree Radius Elbow - White Aluminum	24"
DRASHSE	Secondary Handrail - (H) 34 Degree Radius Elbow - White Aluminum	24"
DRASKIE	Secondary Handrail - (K) 90 Degree Inside Elbow - White Aluminum	24"
DRASOOE	Secondary Handrail - (O) Outside Elbow - White Aluminum	
DRASPEB	Secondary Handrail - (P) 90 Degree Elbow Bracket - White Aluminum	
DRASMUE	Secondary Handrail - (M) 0 to 90 Degree Universal Elbow - Aluminum	



T

Secondary Handrail - Straight Aluminum Wall Bracket


Part#	Description
DRASTWB	Secondary Handrail - (T) Straight Aluminum Wall Bracket - White



INCLUDES OUTSIDE ELBOW

Secondary Handrail - Aluminum Gate Return Kit

Part#	Description
DRASUGR	Secondary Handrail - (U) Aluminum Gate Return Kit with Outside Elbow - White



Vinyl Railing - 3000 Series

- 3" Wide Flat-top Rail
- Low Maintenance Premium Vinyl
- Square Balusters
- Aluminum Reinforced Rails
- Easy to Install
- Limited Lifetime Warranty
- Performance Engineered & Tested to ICC Standards
- Boxed Kit Includes: Top & Bottom Rails, Balusters, Mounting Brackets, and Hardware

Part#	Description	Size	Length
DRV6LWM	Vinyl Model Boxed Section Level - White	36"	6'
DRV8LWM	Vinyl Model Boxed Section Level - White	36"	8'
DRV10LWM	Vinyl Model Boxed Section Level - White	36"	10'
DRV6SWM	Vinyl Model Boxed Section Stair - White	36"	6'
DRV8SWM	Vinyl Model Boxed Section Stair - White	36"	8'

Vinyl Classic Structural Porch Post

Part#	Description	Size	Length
DRVSC	Vinyl Classic Structural Porch Post	4.5 x 4.5	108"




Vinyl Post Sleeves

Part#	Description	Size	Height
VPS444W	Vinyl White Post Sleeve - 0.115 thick	4 x 4	4'
VPS4410W	Vinyl White Post Sleeve - 0.115 thick	4 x 4	10'
VPS9W	Vinyl White Post Sleeve - 0.100 thick	6 x 6	9'
VPS11W	Vinyl White Post Sleeve - 0.100 thick	6 x 6	11'



Galvanized Post Support

Part#	Description	Size
VP3	Galvanized Post Mount w/ Mounting Supports - Works for 36" and 42"	4"





Vinyl Rail Mounting Brackets - 3000 Series

Part#	Description
DRVMB-4PER	White Top and Bottom Rail Mounting Brackets - 2 pairs


Vinyl Stair Rail Mounting Brackets - 3000 Series

Part#	Description
DRVMBS	White 32° - 36° Stair Railing - 2 pairs




Vinyl Universal Stair Rail Mounting Bracket - 3000 Series

Part#	Description
DRVMBU	White Universal Stair Bracket - 0° to 45°



Vinyl Post Cap

Part#	Description	Size
VPSC	Vinyl Post Cap for 4 x 4 Post - White	4 x 4
VPSC6	Vinyl Post Cap for 6 x 6 Post - White	6 x 6
VPSCNY	Vinyl New York Post Cap for 4 x 4 Post - White	4 x 4
VPSCNE	Vinyl New England Post Cap for 4 x 4 Post - White	4 x 4



Vinyl Post Base Mouldings

The adjustable base moulding comes in 4 pieces 3" x 6.5" that connect together to fit either a 4 x 4 post or a 6 x 6 post

Part#	Description	Size
VPST4	Vinyl Post Plain Trim for 4 x 4 Post - White	4 x 4
VPST6	Vinyl Post Plain Trim for 6 x 6 - White	6 x 6
VPSTM	Vinyl Post Trim Modular Adjustable for 4 x 4 or 6 x 6 Posts - White	-
VPSTN6	Vinyl New England Post Trim for 6 x 6 - White	6 x 6



Treated Wood Balusters

Part#	Description	Size
LT2242	Treated Wood Balusters - Tapered 1 End	2 x 2 x 42"



4 x 4 Treated Post

Part#	Description	Size	Length
LT448	Treated Post - .15 Ground Contact	4 x 4	8'
LT4410	Treated Post - .15 Ground Contact	4 x 4	10'
LT4412	Treated Post - .15 Ground Contact	4 x 4	12'
LT4416	Treated Post - .15 Ground Contact	4 x 4	16'



Treated Yellow Pine Deck Boards

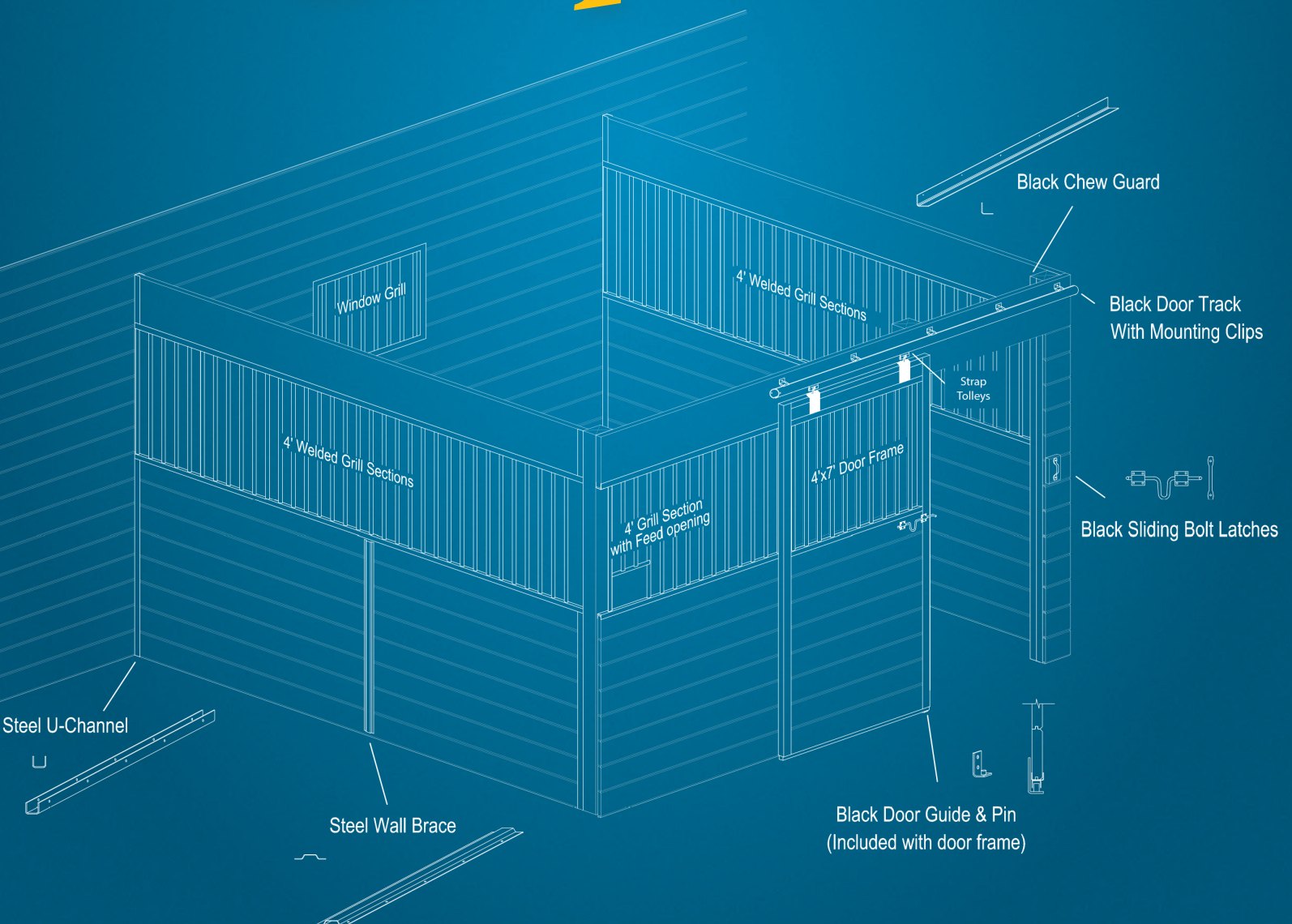
Rounded edges. Available in 2' increments

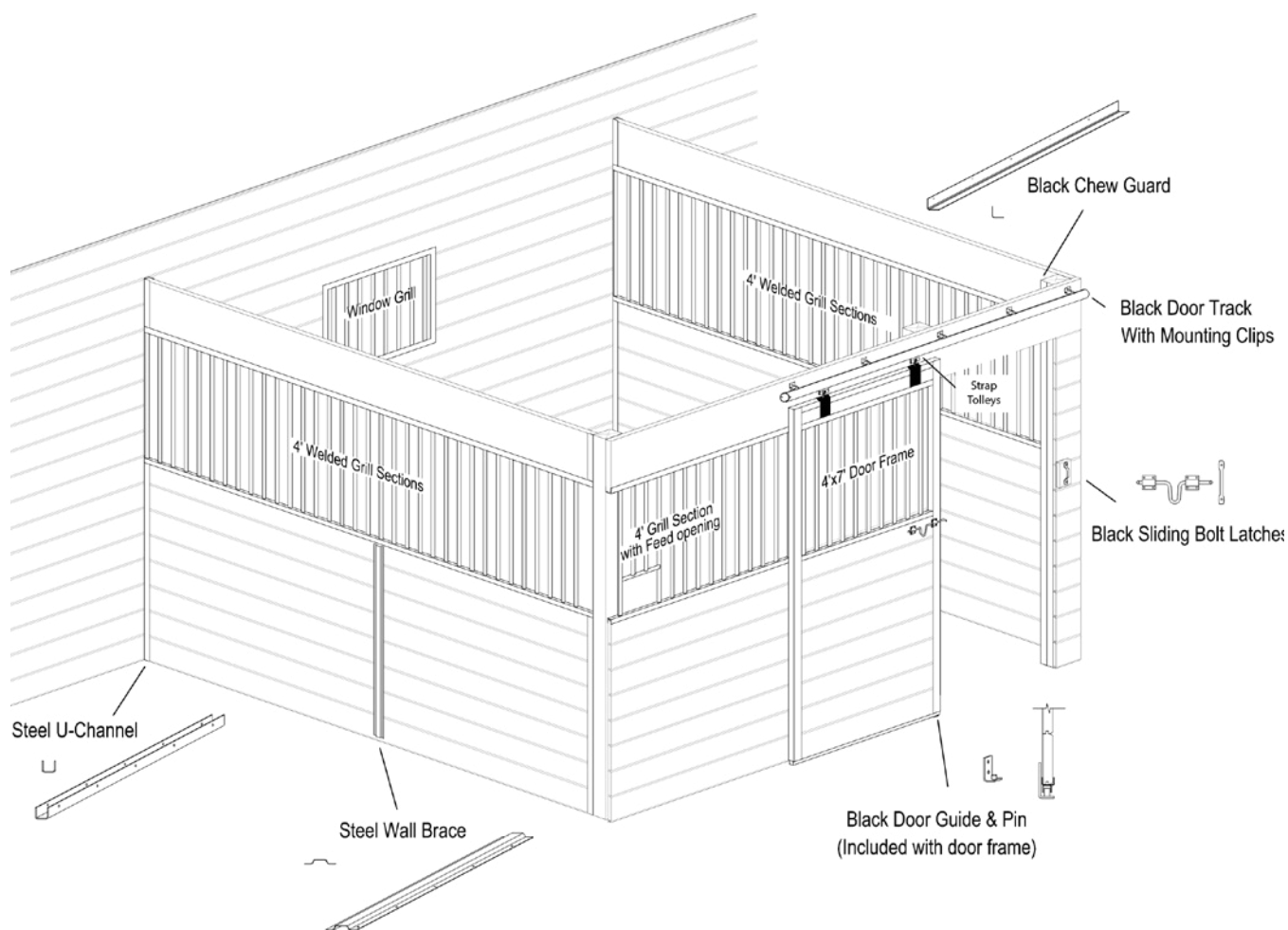
Part#	Description	Size	Lengths
LT546**	Standard Treated Yellow Pine	5/4 x 6	8' - 16'
LT546**1	Premium Treated Yellow Pine	5/4 x 6	12' and 16'




See Structural Screws (page 122) for deck fasteners.

Horse Stall Components







Tongue and Groove Pine (see Lumber)

Beautiful & durable horse stalls constructed with tongue & groove southern yellow pine 2x6 or 2x8 lumber fronts and partitions. All wood is surfaced on 4 sides for a smooth finish. Use treated lumber for the bottom two rows to resist rot and decay from contact with ground and manure. Yellow Pine is a beautiful wood that provides unequalled strength and accepts finishes well. The tongue and groove design provides a unified construction for strength and durability. Combine this with our powder-coated grilles and accessories for a truly finished appearance.



Rubber Horse Stall Mat

Part#	Description	Size
HSMAT	Rubber Horse Stall Mat	72" x 48" x 3/4"



Chew Guard/Corner Angle

Part#	Description	Size	Length
HSCG4	Powder Coated Black Chew Guard - 20 Ga. Steel	1-1/2" x 1-1/2"	4'
HSCG	Powder Coated Black Chew Guard - 20 Ga. Steel	1-1/2" x 1-1/2"	8'



U-Channel

Part#	Description	Length
HSUC4	Powder Coated Black U Channel - 14 Ga. Steel	4'
HSUC8	Powder Coated Black U Channel - 14 Ga. Steel	8'



Wall Brace/Hat Channel

Part#	Description	Length
HSWB4	Powder Coated Black Wall Brace	4'
HSWB	Powder Coated Black Wall Brace	8'



Window Grill

Part#	Description	Size (w h)
HSWG32	Powder Coated Black Window Grill	35.5" x 23.5"
HSWG33	Powder Coated Black Window Grill	35.5" x 35.5"
HSWG3644	Powder Coated Black Window Grill	35.5" x 43.5"
HSWG3648	Powder Coated Black Window Grill	35.5" x 47.5"
HSWG43	Powder Coated Black Window Grill	47.5" x 35.5"



Solid Grill

Part#	Description	Size (w h)
HSGS2	Powder Coated Black Solid Grill - 14 ga	24" x 34"
HSGS4	Powder Coated Black Solid Grill - 14 ga	48" x 34"



Grill with Feeder Opening

Part#	Description	Feeder Opening	Size (w h)
HSG4FO	Powder Coated Black Grill with Feeder Opening	10" x 11"	48" x 34"



Swing-out Feeder Door

Part#	Description	Size (w h)
HSG2FD	Powder Coated Black Feeder Door	24" x 34"



Philip Black Pan Head Screw

Part#	Description	Length
HSS1BL	#12 Horse Stall Pan Head #3 Philip Screw Black - 100/bag	1-1/4"



Wall Hay Rack

Part#	Description
HSWHR	Powder Coated Black Wall Hay Rack



Corner Hay Rack

Part#	Description
HSCHR	Powder Coated Black Corner Hay Rack



Blanket Bar

Part#	Description	Width
HSBB	Powder Coated Black Blanket Bar w/ Bridle Hook	36"



Portable Saddle Rack

Part#	Description
HSPSR	Powder Coated Black Portable Saddle Rack



Portable Wall Mount Pail Holder

Part#	Description
HSPFMPH	Powder Coated Black Portable Wall Mount Pail Holder



Door Frame with Grill

Includes powder coated black Top Cap, Guide Channel, and Guide Pin.
Tongue and Groove Lumber Not Included.

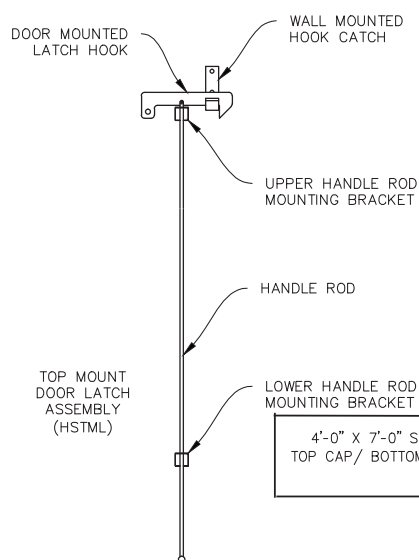
Part#	Description	Size
HSD4G	Powder Coated Black Door Frame with Grill	4' x 7'



Door Frame with Yoke Grill

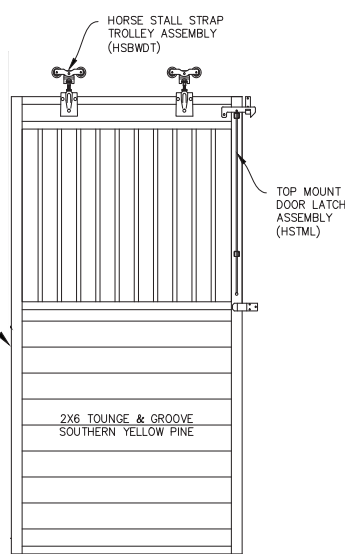
Includes powder coated black Top Cap, Guide Channel, and Guide Pin.
Tongue and Groove Lumber Not Included.

Part#	Description	Size
HSYD	Powder Coated Black Door Frame with Yoke Grill	4' x 7'



Top Mount Door Latch

Part#	Description
HSTML	Top Mount Door Latch for Sliding Horse Stall Door



Sliding Bolt Latch

Part#	Description
HSBSBL	Powder Coated Black Sliding Bolt Latch
HSSBLH	Powder Coated Black Horseshoe Sliding Bolt Latch



Black Track and Trolley Systems

Part#	Description	Length
HSBWDT	Pair Black Strap Trolley (Endcaps Sold Separately)	
HSBT8	Black Side Mount Track W/Hangers	8'
HSBTEC	Black End Cap	



Black Non-Adjustable Door Stop

Part#	Description
HSBDS	Black Non-Adjustable Door Stop



Guide Pin

Part#	Description
HSGPO	Powder Coated Black Guide Pin



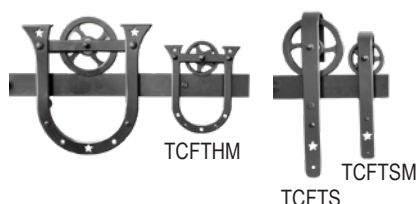
Flat Track Rails - Exterior or Interior

Part#	Description	Length
TCFT4	Black Classic Flat Track Rail with Mounting Hardware	4'
TCFT6	Black Classic Flat Track Rail with Mounting Hardware	6'
TCFT8	Black Classic Flat Track Rail with Mounting Hardware	8'
TCFT10	Black Classic Flat Track Rail with Mounting Hardware	10'



Flat Track Accessories - Exterior or Interior

Part#	Description	Size
TCFDH	Black Flat Track Door Handle with Six 1-1/4" Screws	11" x 2"
TCFDG	Black Flat Track Bottom Door Guide Stay Roller	
TCFTU	Black Flat Track Bottom Guide U Keeper	2-1/4"



Flat Track Trolleys - Exterior or Interior

Part#	Description	Size
TCFTHM	Mini Black Classic Flat Track Horseshoe Trolley	3"
TCFTH	Black Classic Flat Track Horseshoe Trolley	5"
TCFTSM	Mini Black Classic Flat Track Strap Trolley	3"
TCFTS	Black Classic Flat Track Strap Trolley	5"



DDWR



Wood Dutch Door

- Comes with Zinc latch and hinges and black chew guard (black hinges are optional)
- Hinges on Left or Right when standing on the outside, facing the door
- This Tongue & Groove door can be painted or stained to match your building colors
- Easy to install and easy to use

Part#	Description	Rough Opening	Size
DDW44	Wood Dutch Door With Cross Buck		4' x 4'
DDWL	Wood Dutch Door With Cross Buck	52" x 86.5"	4' x 7'
DDWR	Wood Dutch Door With Cross Buck	52" x 86.5"	4' x 7'

Steel Dutch Door

- Powder-coated to the color combination of your choice
- Will not rot
- Heavy-duty

Part#	Description	Rough Opening	Size
DDS44	Classic Steel Dutch Door - Half	48.25" X 42.75"	4' x 42"
DDS	Classic Steel Dutch Door	48.25" X 84.25"	4' x 7'

Aluminum Dutch Door

- Lightweight but equal in strength to steel
- Rust and rot proof
- Window options available
- Made to the color combination of your choice

Part#	Description	Rough Opening	Size
DDA	Economy Aluminum Dutch Door	48" X 83"	4' x 7'

Aluminum Split Slider Dutch Door - Special Order

- Economy or Elite Grade
- Lightweight but equal in strength to steel
- Rust and rot proof
- Tempered glass window options available including arch tops
- Many size and color combinations available

Part#	Description
DDSS	Aluminum Split Slider Dutch Door with Window



Cupolas & Weathervanes





16" Cupola

- Preassembled in 2 pieces for fast installation
- Only available with vented louvers

Part#	Description	Size	Height
CUP16	16" Standard Cupola	16" x 16"	25"

All cupolas are made-to-order. Please reference our color charts for cupola color options.

Height measured from roof peak to cupola roof peak.



24" Cupola

- Preassembled in 2 pieces for fast installation
- Available with vented louvers, or windows
- Copper roof upgrade also available

Part#	Description	Size	Height
CUP24	24" Cupola	24" x 24"	36"

All cupolas are made-to-order. Please reference our color charts for cupola color options.

Height measured from roof peak to cupola roof peak.



36" Cupola

- Preassembled in 2 pieces for fast installation
- Available with vented louvers, or windows
- Copper roof upgrade also available

Part#	Description	Size	Height
CUP36	36" Cupola	36" x 36"	48"

All cupolas are made-to-order. Please reference our color charts for cupola color options.

Height measured from roof peak to cupola roof peak.



48" Cupola

- Fully assembled for fast installation
- Available with vented louvers, or windows
- Copper roof upgrade also available

Part#	Description	Size	Height
CUP48	48" Cupola	48" x 48"	61"

All cupolas are made-to-order. Please reference our color charts for cupola color options.

Height measured from roof peak to cupola roof peak.



Replacement Cupola Cap

Part#	Description	Height
CUPCAP	Black Aluminum Cupola Top Cap with Screw Pack	4" x 4"



46" Eagle Weathervane

Part#	Description	Ornament Size	Height
CUPWV46EAG	Eagle Gold Bronze - Cast Aluminum Weathervane	15" L x 17" H	46"



46" Yacht Weathervane

Part#	Description	Ornament Size	Height
CUPWV46SAI	Sailboat Gold Bronze - Cast Aluminum Weathervane	18.25" L x 13.75" H	46"



46" Rooster Weathervane

Part#	Description	Ornament Size	Height
CUPWV46ROO	Rooster Gold Bronze - Cast Aluminum Weathervane	12.5" L x 12" H	46"



46" Horse Weathervane

Part#	Description	Ornament Size	Height
CUPWV46HOR	Horse Gold Bronze - Cast Aluminum Weathervane	14" L x 11.25" H	46"



Horse Weather vane

Part#	Description	Ornament Size	Height
CUPWV24HOR	Horse Black - Cast Aluminum Weather vane	10" L x 7" H	24"
CUPWV30HOR	Horse Black - Cast Aluminum Weather vane	10.5" L x 7" H	30"



Rooster Weather vane

Part#	Description	Ornament Size	Height
CUPWV24ROO	Rooster Black - Cast Aluminum Weather vane	6" L x 7" H	24"
CUPWV30ROO	Rooster Black - Cast Aluminum Weather vane	7" L x 8.5" H	30"



30" Sailboat Weather vane

Part#	Description	Ornament Size	Height
CUPWV30SAI	Sailboat Black - Cast Aluminum Weather vane	7" L x 8" H	30"



30" Pheasant Weather vane

Part#	Description	Ornament Size	Height
CUPWV30PHE	Pheasant Black - Cast Aluminum Weather vane	13.5" L x 8.75" H	30"



30" Tractor Weather vane

Part#	Description	Ornament Size	Height
CUPWV30TRAP	Painted Green Tractor - Cast Aluminum Weather vane	6" L x 8" H	30"
CUPWV30TRA	Tractor Black - Cast Aluminum Weather vane	6" L x 8" H	30"



30" Buck Weathervane

Part#	Description	Ornament Size	Height
CUPWV30BUC	Buck Black - Cast Aluminum Weathervane	9.5" L x 10.75" H	30"



30" Cow Weathervane

Part#	Description	Ornament Size	Height
CUPWV30COW	Cow Black - Cast Aluminum Weathervane	11" L x 7" H	30"



30" Duck Weathervane

Part#	Description	Ornament Size	Height
CUPWV30DUC	Duck Black - Cast Aluminum Weathervane	8" L x 11" H	30"



30" Eagle Weathervane

Part#	Description	Ornament Size	Height
CUPWV30EAG	Eagle Black - Cast Aluminum Weathervane	9.75" L x 11.25" H	30"



30" Pig Weathervane

Part#	Description	Ornament Size	Height
CUPWV30PIG	Pig Black - Cast Aluminum Weathervane	9.5" L x 5.5" H	30"



30" Antique Auto Weather vane

Part#	Description	Ornament Size	Height
CUPWV30CAR	Antique Auto Black - Cast Aluminum Weather vane	11" L x 6" H	30"



30" Country Doctor Weather vane

Part#	Description	Ornament Size	Height
CUPWV30DOC	Country Doctor Black - Cast Aluminum Weather vane	13.5" L x 6" H	30"



Flat Base

Part#	Description
CUPWVBF	Flat Base For Mounting Weathervane On Flat Surface

PLEASE NOTE: The Flat Base comes by default with all weathervane orders
If another mounting option is desired, please specify when you place your order



Clutch Base

Part#	Description
CUPWVBC	Clutch Base For Mounting Weathervane On Roof Peak



Flat Base for Copper Weathervanes

Designed for attaching Copper weathervanes to the top of ABMartin Cupolas.
Heavy-duty stainless steel that is powder coated black. Attaches to the top of an ABMartin Cupola and receives the 3/4" weathervane rod.

Part#	Description
CUPWVBC	Flat Base for Copper Weathervanes (Rod-Based) Stainless Steel Powder Coated Black



Replacement Directionals

Part#	Description
CUPWVD	North-South-East-West -Directional for 30" Weathervane
CUPWVDEW	East-West -Directional for 30" Weathervane

Special Order Weathervanes

The following weathervane options are available for special order:

Classic Full-Bodied Weathervanes (Polished Copper or Verdigris Copper)

- Horse (40")
- Heron (44.5")
- Duck (37")
- Sailboat (49")
- Rooster (46")
- Deer (52")
- Eagle (58")

46" Traditional Full-Bodied Weathervanes (Gold-Bronze, Painted Copper, or Painted Verdigris)

- Eagle
- Yacht
- Horse
- Rooster

30" Full-Bodied Weathervanes (Gold-Bronze, Painted Copper, or Painted Verdigris)

- Goose
- Rooster
- Eagle
- Horse
- Country Doctor

30" Weathervanes (Black or Painted for Rooftop or Garden)

- Pheasant
- Tractor
- Buck
- Cow
- Duck
- Eagle
- Pig
- Antique Auto
- Country Doctor
- Hummingbirds
- Clipper Ship
- Loon
- Mare & Colt
- Sailboat
- Trout
- Rooster
- Motorcycle
- Moose
- Schooner
- Airplane
- Blue Heron
- Bear
- Black Lab
- Cardinal
- Cat
- Dear & Pine Trees
- Golfer
- Horse
- Liberty Flag
- Lighthouse
- Locomotive
- Elk
- German Shepherd
- Golden Retriever
- Fire Wagon

24" Weathervanes (Black)

- Country Doctor
- Eagle
- Hog
- Retriever
- Sailboat
- Duck
- Pheasant
- Cow

Garden Weathervanes

- Butterfly
- Cow Over Moon
- Hummingbird

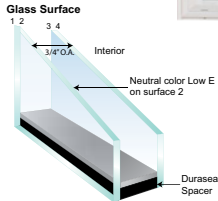


Windows





Mi



Meets ENERGY STAR® requirements in North, North-Central, and South Central Zones.



3500 Single-Hung Vinyl Window - Mi Windows

The 3500 Single-Hung Window is one of MI's best vinyl windows. This vinyl single-hung window offers handcrafted quality, exceptional durability, and optimal energy efficiency. With standard features that include a pre-punched mounting fin and removable sash, our 3500 window is ideal for any new construction project. A full-length lift rail and metal reinforcements at the meeting rail provide aesthetic and performance benefits that complement the window's builder-friendly attributes.

Features

- Vinyl Tilt Single Hung
- Coil Spring Balance System
- Two Cam Locks at Meeting Rail
- Easy Sash and Fixed Glass Removal for Drywall Pass-through (up to a 3-4 width)
- Decorative Grids Between the Glass
- Half Screen Available in Char-Fiber, Char-Alum or Brite-Alum Mesh
- Complete Specialty Window and Mulling Accessories Available
- Continuous Head and Sill Available
- Continuous Jamb Available
- Intercept™ Insulating Glass Spacer System on Single Hung Units
- DuraSeal® Spacer System on Specialties
- Snap-in Brickmould Profiles Available
- Integral J-Channel Available at no Extra Cost (Must Specify When Ordering)
- Double-hung windows available for special order.
- High DP Version Available
- AAMA and NFRC Labeled
- Energy Star Qualified

Part#	Description	J Type	W/Grids	Size	R/O Size
WSH2436	Single Hung Vinyl Window - White	Integral	•	23¾" x 35¾"	24" x 36"
WSH2836	Single Hung Vinyl Window - White	Integral	•	27¾" x 35¾"	28" x 36"
WSH2844	Single Hung Vinyl Window - White	Integral	•	27¾" x 43¾"	28" x 44"
WSH2848	Single Hung Vinyl Window - White	Integral	•	27¾" x 27¾"	28" x 48"
WSH3236	Single Hung Vinyl Window - White	Integral	•	31¾" x 35¾"	32" x 36"
WSH3636	Single Hung Vinyl Window - White	Integral	•	35¾" x 35¾"	36" x 36"
WSH3644	Single Hung Vinyl Window - White	Snap-on	•	35¾" x 43¾"	36" x 44"
WSH3644B	Single Hung Vinyl Window - Beige/Almond	Snap-on	•	35¾" x 43¾"	36" x 44"
WSH3644J	Single Hung Vinyl Window - White	Snap-on	•	35¾" x 43¾"	36" x 44"
WSH3648	Single Hung Vinyl Window - White	Integral	•	35¾" x 47¾"	36" x 48"
WSH3648J	Single Hung Vinyl Window - White	Snap-on	•	35¾" x 47¾"	36" x 48"
WSH3648SJ	Single Hung Vinyl Window - White	Snap-on		35¾" x 47¾"	36" x 48"

3580 Single Side-Slider Vinyl Window - Mi Windows

Dual-cam locks, brass roller system, and metal reinforcements at the meeting rail provide aesthetic and performance benefits that complement the window's builder-friendly attributes.

Part#	Description	J Type	Size	R/O Size
WSS3020	Single Side-Slider Vinyl Window - White	Integral	35¾" x 23¾"	36" x 24"
WSS3030	Single Side-Slider Vinyl Window - White	Integral	35¾" x 35¾"	36" x 36"
WSS4030	Single Side-Slider Vinyl Window - White	Integral	47¾" x 35¾"	48" x 36"
WSS4040	Single Side-Slider Vinyl Window - White	Integral	47¾" x 47¾"	48" x 48"





Double-Hung Vinyl Window

The 1556 vinyl double-hung new construction window offers crafted features that provide exceptional durability, energy efficiency, and ease of installation. Featuring a stylish beveled exterior profile, true-sloped sill, tilt-in sashes, and brickmould accessory, the 1556 is an aesthetically pleasing window that offers enhanced curb appeal for any building. Includes full screen.

Part#	Description	W/Grids	Size	R/O Size
WDH3648	Double-Hung Vinyl Window - White	•	35 $\frac{3}{4}$ " x 47 $\frac{3}{4}$ "	36" x 48"
WDH3660	Double-Hung Vinyl Window - White	•	35 $\frac{3}{4}$ " x 59 $\frac{3}{4}$ "	36" x 60"



Non-Insulated Single-Hung Aluminum Window

- Interlocking meeting rails provide additional security and structural performance
- Quality pile weather-stripping at sash head and jambs for maximum weather resistance
- Soft vinyl bulb gasket for additional weather seal
- Sloped sill and large built-in weep holes for superior drainage
- Jambs notched for multiple opening positions with spring loaded latches
- Nylon glides enable easy window sash operation
- Attractive angled glazing bead
- (.154") Thicker standard glass
- UV Protected

Part#	Description	W/Grids	Size	R/O Size
WNSH1823	Non-insulated Single-Hung Aluminum Window - White	•	18 $\frac{1}{4}$ " x 23 $\frac{3}{4}$ "	18" x 23"
WNSH2436	Non-insulated Single-Hung Aluminum Window - White	•	24 $\frac{1}{4}$ " x 36 $\frac{1}{4}$ "	24" x 36"

Entry Doors



Grizzly Door Swing Guide

To determine **OUTSWING** - Face door from outside building

Left Hinge Outswing

Hinges are on the left.
Door opens toward you.



STANDING OUTSIDE BUILDING

Right Hinge Outswing

Hinges are on the right.
Door opens toward you.



STANDING OUTSIDE BUILDING

To determine **INSWING** - Face door from inside building

Left Hinge Inswing

Hinges are on the left.
Door opens toward you.



STANDING INSIDE BUILDING

Right Hinge Inswing

Hinges are on the right.
Door opens toward you.



STANDING INSIDE BUILDING

AJ/Canonball Door Swing Guide

Door handing is determined when standing on the key side facing the door.

Left Hand Reverse

Hinges are on the left.
Door opens toward you.



STANDING OUTSIDE BUILDING

Right Hand Reverse

Hinges are on the right.
Door opens toward you.



STANDING OUTSIDE BUILDING

Left Hand Inswing

Hinges are on the left.
Door opens away from you.



STANDING OUTSIDE BUILDING

Right Hand Inswing

Hinges are on the right.
Door opens away from you.



STANDING OUTSIDE BUILDING



DRWF30BL



DRWF6BR

Grizzly 6 Panel Pre Hung Door with Vinyl Jamb

A.B. Martin's Grizzly Series Door features a vinyl jamb and brick moulding and fiberglass door skin which creates a long lasting, paintable door. An excellent choice for residential, agricultural, and storage applications.

- Exposed surfaces are vinyl or fiberglass that can be painted and will not rot.
- Comes with vinyl brick mold.
- Pre-hung for easy installation.
- Insulated door panels.
- Prepped for lockset with a 2.75" backset.
- Weatherstrip ensures weather-tight installation.
- 25 year limited warranty.

Part#	Description	Size	Handing	R/O Size
DRWF26BL	6 Panel Pre Hung Door 4-1/2" Vinyl Jamb - Inswing	26 68	Left Hinge	32¾" x 82¾"
DRWF26BR	6 Panel Pre Hung Door 4-1/2" Vinyl Jamb - Inswing	26 68	Right Hinge	32¾" x 82¾"
DRWF28BL	6 Panel Pre Hung Door 4-1/2" Vinyl Jamb - Inswing	28 68	Left Hinge	34½" x 82¾"
DRWF28BR	6 Panel Pre Hung Door 4-1/2" Vinyl Jamb - Inswing	28 68	Right Hinge	34½" x 82¾"
DRWF3BL	6 Panel Pre Hung Door 4-1/2" Vinyl Jamb - Inswing	30 68	Left Hinge	38½" x 82¾"
DRWF3BL6J	6 Panel Pre Hung Door 6-9/16" Vinyl Jamb - Inswing	30 68	Left Hinge	38½" x 82¾"
DRWF3BLO	6 Panel Pre Hung Door 4-1/2" Vinyl Jamb - Outswing	30 68	Left Hinge	38½" x 82¾"
DRWF3BR	6 Panel Pre Hung Door 4-1/2" Vinyl Jamb - Inswing	30 68	Right Hinge	38½" x 82¾"
DRWF3BR6J	6 Panel Pre Hung Door 6-9/16" Vinyl Jamb - Inswing	30 68	Right Hinge	38½" x 82¾"
DRWF3BRO	6 Panel Pre Hung Door 4-1/2" Vinyl Jamb - Outswing	30 68	Right Hinge	38½" x 82¾"
DRWF6BL	6 Panel Pre Hung Door 4-1/2" Vinyl Jamb - Inswing	60 68	Left Active	75" x 82¾"
DRWF6BR	6 Panel Pre Hung Door 4-1/2" Vinyl Jamb - Inswing	60 68	Right Active	75" x 82¾"



DRWF39L



DRWF69R

Grizzly 9 Lite Pre Hung Door with Vinyl Jamb

- Exposed surfaces are vinyl or fiberglass that can be painted and will not rot.
- Comes with vinyl brick mold.
- Pre-hung for easy installation.
- Insulated door panels.
- Prepped for lockset with a 2.75" backset.
- Weatherstrip ensures weather-tight installation.
- 25 year limited warranty.

Part#	Description	Size	Handing	R/O Size
DRWF289L	9 Lite Pre Hung Door 4-1/2" Vinyl Jamb - Inswing	28 68	Left Hinge	32¾" x 82¾"
DRWF289R	9 Lite Pre Hung Door 4-1/2" Vinyl Jamb - Inswing	28 68	Right Hinge	32¾" x 82¾"
DRWF39L	9 Lite Pre Hung Door 4-1/2" Vinyl Jamb - Inswing	30 68	Left Hinge	38½" x 82¾"
DRWF39R6J	9 Lite Pre Hung Door 6-9/16" Vinyl Jamb - Inswing	30 68	Right Hinge	38½" x 82¾"
DRWF39LO	9 Lite Pre Hung Door 4-1/2" Vinyl Jamb - Outswing	30 68	Left Hinge	38½" x 82¾"
DRWF39R	9 Lite Pre Hung Door 4-1/2" Vinyl Jamb - Inswing	30 68	Right Hinge	38½" x 82¾"
DRWF39L6J	9 Lite Pre Hung Door 6-9/16" Vinyl Jamb - Inswing	30 68	Left Hinge	38½" x 82¾"
DRWF39RO	9 Lite Pre Hung Door 4-1/2" Vinyl Jamb - Outswing	30 68	Right Hinge	38½" x 82¾"
DRWF69L	9 Lite Pre Hung Door 4-1/2" Vinyl Jamb - Inswing	60 68	Left Active	75" x 82¾"
DRWF69R	9 Lite Pre Hung Door 4-1/2" Vinyl Jamb - Inswing	60 68	Right Active	75" x 82¾"



Cannonball Fiberglass Door - #52

- 1-5/8" thick insulated capped edge panel with aluminum jamb, header, and threshold.
- Pre-hung on 3 fixed-pin hinges with universal swing.
- Bored for 2-1/8" lockset, nylon lockset insert, and fully weather-stripped.
- All doors individually packaged.

Part#	Description	Size	Handing	R/O Size
D522468F	#52 Fiberglass Door Blank	24 68	Universal	30 9/16" x 82 3/4"
D522468FL	#52 Fiberglass Door w/ 20" x 24" Window	24 68	Left Hinge	30 9/16" x 82 3/4"
D522468FR	#52 Fiberglass Door w/ 20" x 24" Window	24 68	Right Hinge	30 9/16" x 82 3/4"
D522668F	#52 Fiberglass Door Blank	26 68	Universal	32 9/16" x 82 3/4"
D522668FL	#52 Fiberglass Door w/ 20" x 24" Window	26 68	Left Hinge	32 9/16" x 82 3/4"
D522668FR	#52 Fiberglass Door w/ 20" x 24" Window	26 68	Right Hinge	32 9/16" x 82 3/4"
D522868F	#52 Fiberglass Door Blank	28 68	Universal	34 9/16" x 82 3/4"
D522868FL	#52 Fiberglass Door w/ 20" x 24" Window	28 68	Left Hinge	34 9/16" x 82 3/4"
D522868FR	#52 Fiberglass Door w/ 20" x 24" Window	28 68	Right Hinge	34 9/16" x 82 3/4"
D523060F	#52 Fiberglass Door Blank	30 60	Universal	38 9/16" x 73 3/4"
D523060FL	#52 Fiberglass Door w/ 20" x 24" Window	30 60	Left Hinge	38 9/16" x 74 3/4"
D523060FR	#52 Fiberglass Door w/ 20" x 24" Window	30 60	Right Hinge	38 9/16" x 74 3/4"
D523068F	#52 Fiberglass Door Blank	30 68	Universal	38 9/16" x 82 3/4"
D523068FLB	#52 Fiberglass Door w/ 22" x 36" Window	30 68	Left Hinge	38 9/16" x 82 3/4"
D523068FRB	#52 Fiberglass Door w/ 22" x 36" Window	30 68	Right Hinge	38 9/16" x 82 3/4"
D523668F	#52 Fiberglass Door Blank	36 68	Universal	44 9/16" x 82 3/4"
D523668FLB	#52 Fiberglass Door w/ 22" x 36" Window	36 68	Left Hinge	44 9/16" x 82 3/4"
D523668FRB	#52 Fiberglass Door w/ 22" x 36" Window	36 68	Right Hinge	44 9/16" x 82 3/4"
D524068F	#52 Fiberglass Door Blank	40 68	Universal	50 9/16" x 82 3/4"
D524068FLB	#52 Fiberglass Door w/ 22" x 36" Window	40 68	Left Hinge	50 9/16" x 82 3/4"
D524068FRB	#52 Fiberglass Door w/ 22" x 36" Window	40 68	Right Hinge	50 9/16" x 82 3/4"
D526068F	#52 Fiberglass Door Blank	60 68	Universal	75 9/16" x 82 3/4"
D526068FLB	#52 Fiberglass Door w/ 22" x 36" Window	60 68	Left Active	75 9/16" x 82 3/4"
D526068FRB	#52 Fiberglass Door w/ 22" x 36" Window	60 68	Right Active	75 9/16" x 82 3/4"



Cannonball Steel Door - #1734

- Ideal for installing in sliding door.
- 1-3/4" thick insulated rolled edge panel.
- Pre-painted aluminum jamb with nailing flange jambs, header, and threshold.
- Pre-hung on 3 fixed-pin hinges.
- Bored for 2-1/8" lockset, nylon lockset insert, and fully weather-stripped.
- Screw holes pre-punched and screws included.
- Embossed 26 gauge steel skin.
- Universal swing.
- All doors individually packaged.

Part#	Description	Size	Handing	R/O Size
D572860S	#1734 Steel Door Blank w/ 1-7/8" Jam	28 60	Universal	33 13/16" x 73 5/8"
D573060S	#1734 Steel Door Blank w/ 1-7/8" Jam	30 60	Universal	37 13/16" x 73 5/8"
D573068S	#1734 Steel Door Blank w/ 1-7/8" Jam	30 68	Universal	37 13/16" x 81 5/8"



9 LITE



BLANK

AJ R51 Series White Steel Doors

- Prehung on a 16 ga galvanized steel frame.
- Mounted to the frame by three, 12 ga zinc plated steel 4" x 4-1/2" fixed pin hinges.
- Master frame comes weatherstripped with bulb gasket.

Part#	Description	Size	Handing	R/O Size
D513068S	AJ R51 White Steel Door Blank	30 68	Universal	39 1/6" x 81 3/8"
D513068S9L	AJ R51 White Steel Door w/ 22" x 30" 9 Lite Window	30 68	Left Hinge	39 1/6" x 81 3/8"
D513068S9R	AJ R51 White Steel Door w/ 22" x 30" 9 Lite Window	30 68	Right Hinge	39 1/6" x 81 3/8"
D516068S9L	AJ R51 White Steel Door w/ 22" x 30" 9 Lite Window	60 68	Left Hinge	76 5/6" x 81 13/8"
D516068S9R	AJ R51 White Steel Door w/ 22" x 30" 9 Lite Window	60 68	Right Hinge	76 5/6" x 81 13/8"
D516068SL	AJ R51 White Steel Door Blank	60 68	Left Hinge	76 5/6" x 81 13/8"
D516068SR	AJ R51 White Steel Door Blank	60 68	Right Hinge	76 5/6" x 81 13/8"



9 LITE



BLANK

AJ 5100 Series White Commercial Steel Doors

- Pre-hung on a 16 ga 3-1/2" galvanized steel frame.
- 24 ga hot-dipped galvanized smooth steel panels.
- ADA compliant threshold.
- Door panels is strengthened with extruded aluminum reinforcing block at locations for entry lock, dead bolt, panic hardware, and closer.
- High-strength internal fiberglass reinforced protruded stiles and rails for thermal break.
- Mounted to the frame by three, 12 ga stainless steel 4" x 4-1/2" fixed pin hinges.
- Master frame comes weatherstripped with bulb gasket.

Part#	Description	Size	Handing	R/O Size
D51003068S	5100 White Steel Door Blank	30 68	Universal	40 1/8" x 81 3/8"
D51003068S9L	5100 White Steel Door w/ 22" x 30" 9 Lite Window	30 68	Right Hinge	40 5/6" x 81 1/8"
D51003068S9R	5100 White Steel Door w/ 22" x 30" 9 Lite Window	30 68	Left Hinge	40 5/6" x 81 1/8"
D5100SO	Special Order AJ 5100 Door - Size and Color			



AJ Ceiling Access Door

This high performance double wall ceiling access door is for buildings with an interior ceiling liner. The white 1" thick steel door panel has a white self-flashing pre-hung aluminum frame that can be mounted in trusses 24" or 48" on center.

- Hot dipped galvanized G60 steel skin
- 1" thick steel door with an expanded polystyrene core.
- White polyester painted steel sheet creates a seamless rigid panel with an insulating value of R6.5.

Part#	Description	Size	R/O Size
DCAD	AJ Ceiling Access Door	2' x 4'	227/16" x 347/16"




SPECIAL ORDER - VARYING LEAD TIMES

Special Order Interior Fiberglass Door Window Options

- Non-stock special order fiberglass doors with unique window options.
- Pre-hung with either primed wood, pine, or vinyl jambs.
- Insulated door with wood grained fiberglass skin.
- Available in white (pre-finished or easily painted) and Tan (best for staining).
- 4- $\frac{5}{16}$ " and 6- $\frac{5}{16}$ " jambs.
- Allow 1-2 week lead times.

Part#	Description
DOOSO	Special Order Entry Door



Available options
 Frame/Grid Color Options:
 White | Tan
 GBG (Grids between glass)
 also available
 BBG: (Blinds between glass)
 Rainglass
 Decorative Glass (Oval, Etc.)
 More options available -
 Please ask

SPECIAL ORDER - VARYING LEAD TIMES



- Solid core option to reduce sound from traveling through your home and give you the feel of a solid wood door
- Textured and smooth surface options
- Doors are primed ready to paint any color you choose
- Matching bifold doors available

Interior Door Collections

AT A GLANCE



Interior Sliding Door - N186-960 and N186-966

Part#	Description	Size
YN186960	Decorative Interior Sliding Door Hardware - Oil Rubbed Bronze	72"
YN186966	Decorative Interior Sliding Door Hardware - Satin Nickel with Black Wheel	72"



Interior Sliding Door - N186-962

Part#	Description	Size
YN186962	Decorative Interior Sliding Door Hardware - Stainless Steel	72"



Interior Sliding Door with Horseshoe

Part#	Description	Size
YN186964	Decorative Horseshoe Interior Sliding Door Hardware - Oil Rubbed Bronze	72"



Door Sweep

Part#	Description
D51DS	Door Sweeps 3100 Style for 51 series Doors - Top and Bottom the Same



Header Snap Cap

Part#	Description	Size
D51WSH	Header Snap Cap Parting Stop with Weatherstripping - fits R51 Door	36"



Bulb Style Weatherstrip

Part#	Description	Size
D51WSSIDE	Side Weatherstrip Bulb Style Self Adhesive Fits AJ R51 Door	79.94"
D51WSTOP	Header Weatherstrip Bulb Style Self Adhesive Fits AJ R51 Door	36"



Single Cylinder Deadbolt

Part#	Description
DLD	Single Cylinder Deadbolt



Semi Flush Lock Set

A low profile lock set with a small lever for use with an inset in a sliding door.

Part#	Description
DLF	Semi Flush Lock Set For Entry Door Set In Sliding Doors



Keyed Entrance Lever/Lever Latch

Part#	Description
DLLS	Keyed Entrance Lever/Lever Latch



Passage Lever/Lever Latch

Part#	Description
DLLPA	Passage Lever/Lever Latch



Privacy Lever/Lever Latch

Part#	Description
DLLP	Privacy Lever/Lever Latch



Passage Door Latch

Part#	Description
DLPA	Passage Door Latch



Entry Combo Lockset and Deadbolt

Part#	Description
DLC	Entry Combo Lock Set And Deadbolt



Commercial 2 3/4" Keyed Lockset

Heavy-duty, backset, keyed lockset for commercial applications.

Part#	Description	Size
DLS	Commercial Heavy-duty Keyed Backset Lockset	2.75"



Standard Keyed Lockset

A good quality keyed lockset with an adjustable backset.

Part#	Description
DLOCK	Standard Keyed Door Lockset w/ Adjustable Backset



Interior Privacy Lockset

Part#	Description
DLPI	Interior Privacy Lockset - Knob Both Sides



Keyed Lever with Hidden Cylinder for Panic Bar

- The key cylinder is inside the lever handle.
- For panic bar only.

Part#	Description
-------	-------------

DLEVER	Keyed Lever w/ Key Cylinder in Lever Handle for Panic Bar Only
--------	--



Keyed Lever with Exposed Cylinder for Panic Bar

- The key cylinder is above the lever handle.
- For panic bar only.

Part#	Description
-------	-------------

DLEVERM	Keyed Lever w/ Key Cylinder Above Lever Handle for Panic Bar Only
---------	---



DDT100007



DDT100008

Kick Down Door Holders

Part#	Description	Size
DDT100007	Kick Down Door Holder - Cast Brass	4"
DDT100008	Kick Down Door Holder - Cast Aluminum	4"



Panic Bar


Part#	Description
-------	-------------

DPANIC	Panic Bar
--------	-----------




Through Bolt for Closer and Panic Bar

Part#	Description	Size
DTB	Thru Bolt for Closer and Panic Bar - 4 PK	1.75"



DHG100020



DHG100004

Commercial Door Hinges

Part#	Description	Size
DHG100020	Commercial Door Hinge	4.5" x 5"
DHG100004	Commercial Door Hinge w/ Ballbearing	4.5" x 4.5"



Pull Plate with Pull

Part#	Description
DDT100067	Pull Plate with Pull


Stainless Steel Commercial Push Plate

Part#	Description	Size
DDT100072	Commercial Push Plate Satin Stainless Steel	3.5" x 15"



Stainless Steel Kick Plate

Part#	Description	Size
DDT100055	Kick Plate Satin Stainless Steel	6" x 30"
DDT100056	Kick Plate Satin Stainless Steel	6" x 34"
DDT100072	Kick Plate Satin Stainless Steel	8" x 34"



Overlapping Strike Plate for Double Doors

Part#	Description
DSP	Overlapping Strike Plate For Double Doors



DLKB



DLKB9

Grizzly Lite Kit

Part#	Description	Size
DLKB	Window Lite Kit For Residential Doors - One Lite - No Grids	22" x 36"
DLKB9	Window Lite Kit to fit Vinyl Jamb 9 Lite Door	22" x 36"



Cannonball Lite Kits

Part#	Description	Size
DLKA	Non-insulated Lite Kit - Fits #52 Series Door	20" x 24"



700 Series Hydraulic Door Closer

- Heavy-duty commercial grade hydraulic door closer.
- 1 adjustable 1-6 spring power.
- Includes standard arm.

Part#	Description
DCLOSE	Hydraulic Door Closer 700 Series w/ Standard Arm




700 Series Hydraulic Door Closer Arm

Part#	Description
DCLOSEARM	Hold Open Arm Only for 700 Series Door Closer

Overhead Garage Doors





Silver Series Garage Doors - Stocked

- Two-layer construction for energy efficiency and enhanced durability
- Thick vinyl-backed polystyrene insulation for added energy efficiency
- 5500 has 1-5/8" polystyrene insulation (R-value = 6.3)



Plain - Traditional Window Option



Sunset 503 - Special Order Window Option



Decorative panel edging and natural embossed woodgrain texture improve appearance close-up and from the curb.



5500 Series Garage Door - Stocked

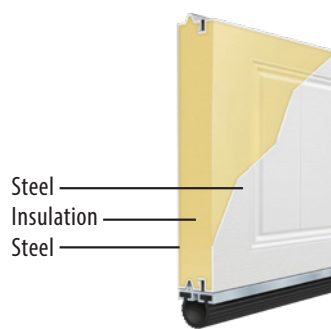


Part#	Description	Window	Size
OH97	5500 Overhead Door Blank		9' x 7'
OH97W	5500 Overhead Door with Windows	•	9' x 7'
OH98	5500 Overhead Door Blank		9' x 8'
OH98W	5500 Overhead Door with Windows	•	9' x 8'
OH108	5500 Overhead Door Blank		10' x 8'
OH108W	5500 Overhead Door with Windows	•	10' x 8'
OH1095500	5500 Overhead Door Blank		10' x 9'
OH109W5500	5500 Overhead Door with Windows	•	10' x 9'
OH10105500	5500 Overhead Door Blank		10' x 10'
OH1010W5500	5500 Overhead Door with Windows	•	10' x 10'
OH1210	5500 Overhead Door Blank		12' x 10'
OH1210W	5500 Overhead Door with Windows	•	12' x 10'
OH1212	5500 Overhead Door Blank		12' x 12'
OH1212W	5500 Overhead Door with Windows	•	12' x 12'
OHSO	N/S 5500 Special Order Overhead Door		

N/S = non-stock. All non-stock doors are available for special order. Allow 2-3 weeks lead-time.

*Overhead doors are available in 3" height increments between 6' - 7' and 7.5' - 12' high.

*Overhead doors are available in 2" wide increments starting at 6'.
(7'3" doors are not available.)



Gold Series Garage Doors

- Not currently in-stock, but available for special order
- Elegant raised, long and flush panel designs for improved curb appeal
- Three-layer construction provides maximum energy efficiency, the quietest operation and superior durability
- Prefinished, stucco textured flush interior for beauty inside and out
- 7200 has 2" Intellicore® polyurethane insulation (R-value = 18.4)
- Can be painted to match your home's exterior.

Please visit <http://info.garagedoors.com/lrv> for paint instructions on Intellicore® models.



Decorative panel edging and natural embossed woodgrain texture improve appearance close-up and from the curb.



7200 Series Garage Door (non-stock)


Part#	Description
OHSO	N/S 7200 Special Order Overhead Door



N/S = non-stock. All non-stock doors are available for special order. Allow 2-3 weeks lead-time.

*Overhead doors are available in 3" height increments between 6' - 7' and 7.5' - 12' high.

*Overhead doors are available in 2" wide increments starting at 6'.
(7'3" doors are not available.)



Steel

Bronze Series Garage Doors

- Not currently in-stock, but available for special order
- One-layer (non-insulated) 25 gauge steel construction that is durable and economical



Decorative panel edging and natural embossed woodgrain texture improve appearance close-up and from the curb.



4200 Series Garage Door (non-stock)

Part#	Description
OHSO	N/S 4200 Special Order Overhead Door

N/S = non-stock. All non-stock doors are available for special order. Allow 2-3 weeks lead-time.

*Overhead doors are available in 3" height increments between 6' - 7' and 7.5' - 12' high.

*Overhead doors are available in 2" wide increments starting at 6'.
(7'3" doors are not available.)



Vinyl Door Stop

Part#	Description	Size
VDS8	White Vinyl Door Stop for Overhead Doors	8'
VDS9	White Vinyl Door Stop for Overhead Doors	9'
VDS10	White Vinyl Door Stop for Overhead Doors	10'
VDS12	White Vinyl Door Stop for Overhead Doors	12'
VDS14	White Vinyl Door Stop for Overhead Doors	14'
VDS16	White Vinyl Door Stop for Overhead Doors	16'
VDS16BN	Brown Vinyl Door Stop for Overhead Doors	16'
VDS16CLAY	Clay Vinyl Door Stop for Overhead Doors	16'
VDS16AL	Almond Vinyl Door Stop for Overhead Doors	16'




Mounting Angle

Part#	Description	Size
OHMOUNT	Mounting Angle for Overhead Doors	10'

Roll Track Sliding Doors





Round Keyhole Track

Keyhole track offers versatility, strength and ease of use. This adaptable track style can be used with any sliding door variety or bracket type – and installs with a simple connection of brackets into keyholes before mounting.

Features:

- Keyhole Track can be utilized in both wood and metal frame construction for commercial, agriculture and metal building projects.
- When paired with available Delrin wheel trolleys, Keyhole Track can manage sliding doors weighing up to 600 pounds.
- Choose from a variety of bracket styles to accommodate track cover additions on doors up to 2-½" thick.
- Cylindrical design allows for self-cleaning and aligning with every use, positioning trolleys in the track's center and pushing away any dirt or debris build-up.

Part#	Description	Size
TCB8	Round Track - 14 ga Galvanized	8'
TCB10	Round Track - 14 ga Galvanized	10'
TCB12	Round Track - 14 ga Galvanized	12'
TCB14	Round Track - 14 ga Galvanized	14'
TCB16	Round Track - 14 ga Galvanized	16'
TCB18	Round Track - 14 ga Galvanized	18'
TCB20	Round Track - 14 ga Galvanized	20'



Pendant Bolt Trolleys

The Pendant Bolt installs through the top of the horizontal, allowing for easy adjustment and a perfect fit. For maximum flexibility, the offset bolt version offers four directions of adjustment: up, down, in and out.

Part#	Description	Size
T5302	Derlin Bolt Trolley	9"
T53026	Derlin Bolt Trolley - 4 Way Adjustable Pendant	6-1/2"



Double Truck Trolleys

Built to handle the heaviest sliding door panels, Double Truck Trolleys are the perfect choice for steel frame doors on Heavy Duty Tubular Track with Universal Bracketry.

Features

- The product design features four wheels per trolley, allowing it to support door weights up to 1200 pounds. Brackets spaced every 12" on center.
- An optional plate sits just below the top girt, preventing the bolt hole from distorting.

Part#	Description	Size
TTTR	Derlin Double Truck Trolley	9"



Strap Trolleys

Strap Trolleys attach to the front face of wood panel doors, with bolts that go through the panel for a solid hold.

Part#	Description
T714876	Derlin Trolley With Front & Back Strap - Includes End Caps
T5330	Strap Trolleys for Round Track - Top Adjustable - Includes End Caps
T5332	Side Bolt Trolley for Round Track



TTC



TFB



Face Mount Brackets

Designed for use on CannonBall's Keyhole Track line, Face Mount Brackets contain an integral rivet that interlocks into the keyhole slot. Simply tap the bracket into each slot and mount to the face of the header board.

Features:

- Simple assembly provides an easy way to install track on your building project.
- Use 1 bracket for every 2 feet of track.

Part#	Description
TTC	Track & Cover Bracket
TFB	Face Mount Bracket - (no cover)

Universal Double Bracket

The Universal Double Bracket – an ideal choice for double track runs – allows two lengths of Heavy Duty or Keyhole track to be installed in parallel for bypass sliding doors.

Features:

- Like the Universal Side Bracket, the Universal Double supports doors with weights over 600 pounds.
- Highly recommended for bypass sliding door configurations.
- The versatile design of the bracket allows for use as an end bracket, intermediate bracket or splice collar – depending on your building project's needs.

Part#	Description
TCBSBD	Double Side Bracket



TCBBHB



TSB



TTB



T5151FLASH

Universal Bolt Bracket & Adapters

Created to bridge post frame components into metal building projects, the Universal Bolt Bracket allow builders to convert Keyhole Track into Bolt Hung Track functionality.

Part#	Description	Size
TCBBHB	Bolt Hung Bracket 1/2" Bolt Welded to Loop Bracket	
TSB	Stud Bolts for Triangle Brackets with 2-3/8" Flat Washer	1-3/8"
TTB	Triangle Bracket with 2 Stud Bolts	
T5151FLASH	Double Flashing Brackets	



TCBSB



TCBCB

Universal Brackets

Designed for use on heavy weight sliding door projects utilizing Keyhole Track varieties, Universal Side Brackets and Universal Ceiling Brackets mount easily.

Features:

- Universal Ceiling Brackets can be utilized to mount directly to a ceiling beam or truss for added flexibility in tight spaces with limited head room.
- The versatile design of these brackets allow for use as end brackets, intermediate brackets, or splice collars.
- Both Universal Brackets support sliding doors with weights over 600 pounds (when used in conjunction with appropriate Heavy Duty Track and spaced every foot on center).


Part#	Description
TCBSB	Side Bracket - Not Keyhole
TCBCB	Ceiling Bracket - Not Keyhole



Splice Collar

Connects track lengths together to make a single, elongated track. NOTE: Shorter track lengths utilizing Splice Collars save on shipping and install easier than long track lengths.

Part#	Description
TCBS	Splice Collar



End Cap

Attaches to open ends of track, preventing birds from nesting as well as dirt and debris build-up. NOTE: End Caps cannot be used as door stops.

Part#	Description
TEC	End Cap w. Bolt
TCBET	White Face Mount Cover End Trim - Pair



Adjustable Door Stop

Prevents door panels from opening or closing further than a predefined stopping point.

Part#	Description
TADJ	White Adjustable Door Stop Bumper
TADJBG	Galvanized Adjustable Door Stop Bumper



Non Adjustable Door Stop

Prevents door panels from opening or closing further than a predefined stopping point

Part#	Description
TDS	Galvanized Non Adjustable Door Stop Bumper



Jamb Mount Door Stop

Part#	Description
TJMS	Galvanized Jamb Mount Stop



Chain Snugger


Prevents door panels from moving or rattling when closed and tightens as the door moves. Available in several styles based on intended use.

Part#	Description
TCS	Chain Snugger for Sliding Doors

Latches

Locks doors from the inside and pulls panels tighter against the building to reduce rattle.

Part#	Description
TJL	Adjustable Jamb Latch
TCL	Cam Latch



Locking Jamb Latch

Can be locked with pad lock.

Part#	Description
TJLOS	Outside Handle Jamb latch



Door Pull

Assists with door opening and closing; a handle attached to door panels.

Part#	Description
TPW	White Door Pull Handle
TPG	Galvanized Door Pull Handle





Adjustable Door Guide/Stop


Guides the door along the building, reduces the amount of door sway and prevents opening or closing beyond a predefined stopping point.

Part#	Description
TDGSW	White Adjustable Door Guide/Stop
TDGSG	Galvanized Adjustable Door Guide/Stop




Floor Mount Door Guide/Stop

Part#	Description
T322	Pair 322 Floor Mount Guide



TCDG



TCDGB

Center Door Guide

Part#	Description
TCDG	Center Door Guide for on Post
TCDGB	Big Center Door Guide for on Post



TSMS

TLGS






N131524

Stay Roller

Functions similarly to a guide rail, but recommended for Kwik Frame Door Systems or solid wood panel doors smaller than 140 sq. ft.

Part#	Description
TSMS	Small Stay Roller
TLGS	Galvanized Adjustable Large Stay Roller
N131524	Stay Roller With Lag and Shield



Bottom Rail for Guide

White, Black (BL), Bronze (BZ), Brown (B), Evergreen (EG), and Charcoal (CH) stocked in 8' - 16' lengths.

Part#	Description	Length
TBRG8cc	Bottom Rail for Guide for Sliding Doors - Color	8'
TBRG10cc	Bottom Rail for Guide for Sliding Doors - Color	10'
TBRG12cc	Bottom Rail for Guide for Sliding Doors - Color	12'
TBRG14cc	Bottom Rail for Guide for Sliding Doors - Color	14'
TBRG16cc	Bottom Rail for Guide for Sliding Doors - Color	16'
TBRG20	Bottom Rail for Guide for Sliding Doors - White	20'

394 Big Bottom Rail

Part#	Description	Size	Length
TBRGB10	# 394 - Big Bottom Rail for Guide for Sliding Doors	3-1/2"	10'
TBRGB12	# 394 - Big Bottom Rail for Guide for Sliding Doors	3-1/2"	12'
TBRGB14	# 394 - Big Bottom Rail for Guide for Sliding Doors	3-1/2"	14'
TBRGB16	# 394 - Big Bottom Rail for Guide for Sliding Doors	3-1/2"	16'
TBRGB18	# 394 - Big Bottom Rail for Guide for Sliding Doors	3-1/2"	18'
TBRGB20	# 394 - Big Bottom Rail for Guide for Sliding Doors	3-1/2"	20'

201 Bottom Rail

Part#	Description	Length
TBR8	White # 201 - Bottom Rail for Sliding Doors	8'
TBR8B	Brown # 201 - Bottom Rail for Sliding Doors	8'
TBR10	White # 201 - Bottom Rail for Sliding Doors	10'
TBR10B	Brown # 201 - Bottom Rail for Sliding Doors	10'
TBR12	White # 201 - Bottom Rail for Sliding Doors	12'
TBR12B	Brown # 201 - Bottom Rail for Sliding Doors	12'
TBR14	White # 201 - Bottom Rail for Sliding Doors	14'
TBR14B	Brown # 201 - Bottom Rail for Sliding Doors	14'
TBR16	White # 201 - Bottom Rail for Sliding Doors	16'
TBR16B	Brown # 201 - Bottom Rail for Sliding Doors	16'
TBR20	White # 201 - Bottom Rail for Sliding Doors	20'

Door Seals

Part#	Description	Size
TWSSR	White Vinyl Weather Strip for Side Rails	1-1/4"
TWSBR	White Vinyl Weather Strip for #244 Bottom Rails	2"
TBS	Black Brush Seal Strip for #244 Bottom Rails	



391 Big Side Rail

Part#	Description	Size	Length
TSRB12	# 391 - Big Side Rail for Sliding Doors	3-1/2"	12'
TSRB14	# 391 - Big Side Rail for Sliding Doors	3-1/2"	14'
TSRB16	# 391 - Big Side Rail for Sliding Doors	3-1/2"	16'
TSRB20	# 391 - Big Side Rail for Sliding Doors	3-1/2"	20'



Side Rail

White, Black (BL), Bronze (BZ), Brown (B), Evergreen (EG), and Charcoal (CH) stocked in 8' - 16' lengths.

Part#	Description	Length
TSR8cc	Side Rail for Sliding Doors - Color	8'
TSR10cc	Side Rail for Sliding Doors - Color	10'
TSR12cc	Side Rail for Sliding Doors - Color	12'
TSR14cc	Side Rail for Sliding Doors - Color	14'
TSR16cc	Side Rail for Sliding Doors - Color	16'
TSR20	Side Rail for Sliding Doors - White	20'



Side Connector Rail

White, Black (BL), Bronze (BZ), Brown (B), Evergreen (EG), and Charcoal (CH) stocked in 8' - 16' lengths.

Part#	Description	Length
TCR8cc	Side Connector Rail for Sliding Doors - Color	8'
TCR10cc	Side Connector Rail for Sliding Doors - Color	10'
TCR12cc	Side Connector Rail for Sliding Doors - Color	12'
TCR14cc	Side Connector Rail for Sliding Doors - Color	14'
TCR16cc	Side Connector Rail for Sliding Doors - Color	16'
TCR20	Side Connector Rail for Sliding Doors - White	20'



Big Side Connector Rail


Part#	Description	Size	Length
TCRB12	White - Big Side Connector Rail for Sliding Doors	3-1/2"	12'
TCRB14	White - Big Side Connector Rail for Sliding Doors	3-1/2"	14'
TCRB16	White - Big Side Connector Rail for Sliding Doors	3-1/2"	16'
TCRB20	White - Big Side Connector Rail for Sliding Doors	3-1/2"	20'



235 Steel Girt (Horizontal)

Provides horizontal support on sliding door frames. Steel girts are manufactured with 20-gauge galvanized steel for long lasting, light weight, rust-free door.

Part#	Description	Size	Length
TSG8	# 235 - 20 Gauge Steel Girts for Sliding Doors	1.5" x 3.5"	8'
TSG10	# 235 - 20 Gauge Steel Girts for Sliding Doors	1.5" x 3.5"	10'
TSG12	# 235 - 20 Gauge Steel Girts for Sliding Doors	1.5" x 3.5"	12'
TSG14	# 235 - 20 Gauge Steel Girts for Sliding Doors	1.5" x 3.5"	14'
TSG16	# 235 - 20 Gauge Steel Girts for Sliding Doors	1.5" x 3.5"	16'
TSG18	# 235 - 20 Gauge Steel Girts for Sliding Doors	1.5" x 3.5"	18'
TSG20	# 235 - 20 Gauge Steel Girts for Sliding Doors	1.5" x 3.5"	20'



Big Guide Rail

Part#	Description	Length
TGRB6	Big Guide Rail with 3 Brackets for Sliding Doors	6'
TGRB8	Big Guide Rail with 3 Brackets for Sliding Doors	8'
TGRB10	Big Guide Rail with 3 Brackets for Sliding Doors	10'

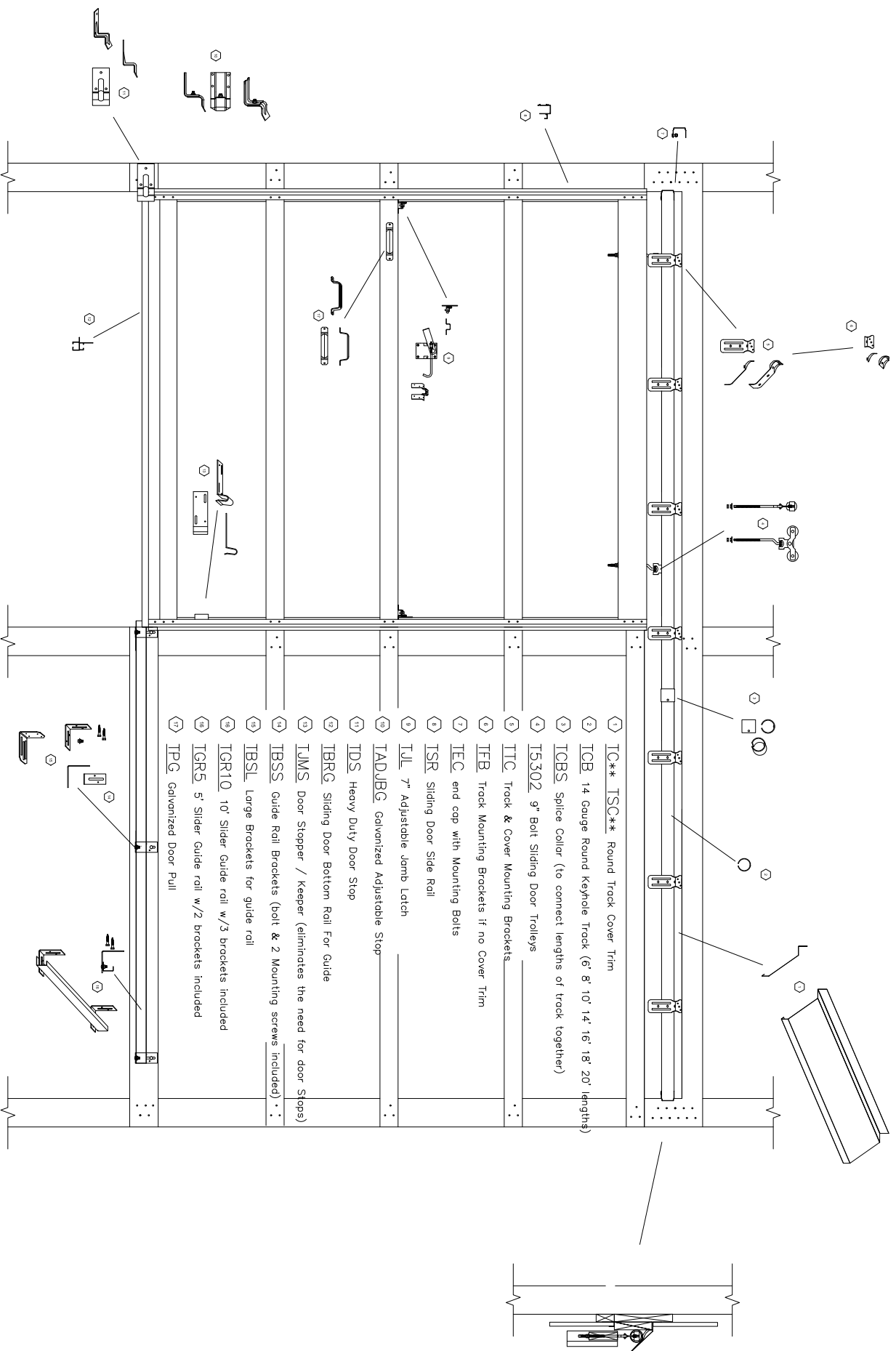


Bottom Guide Rail

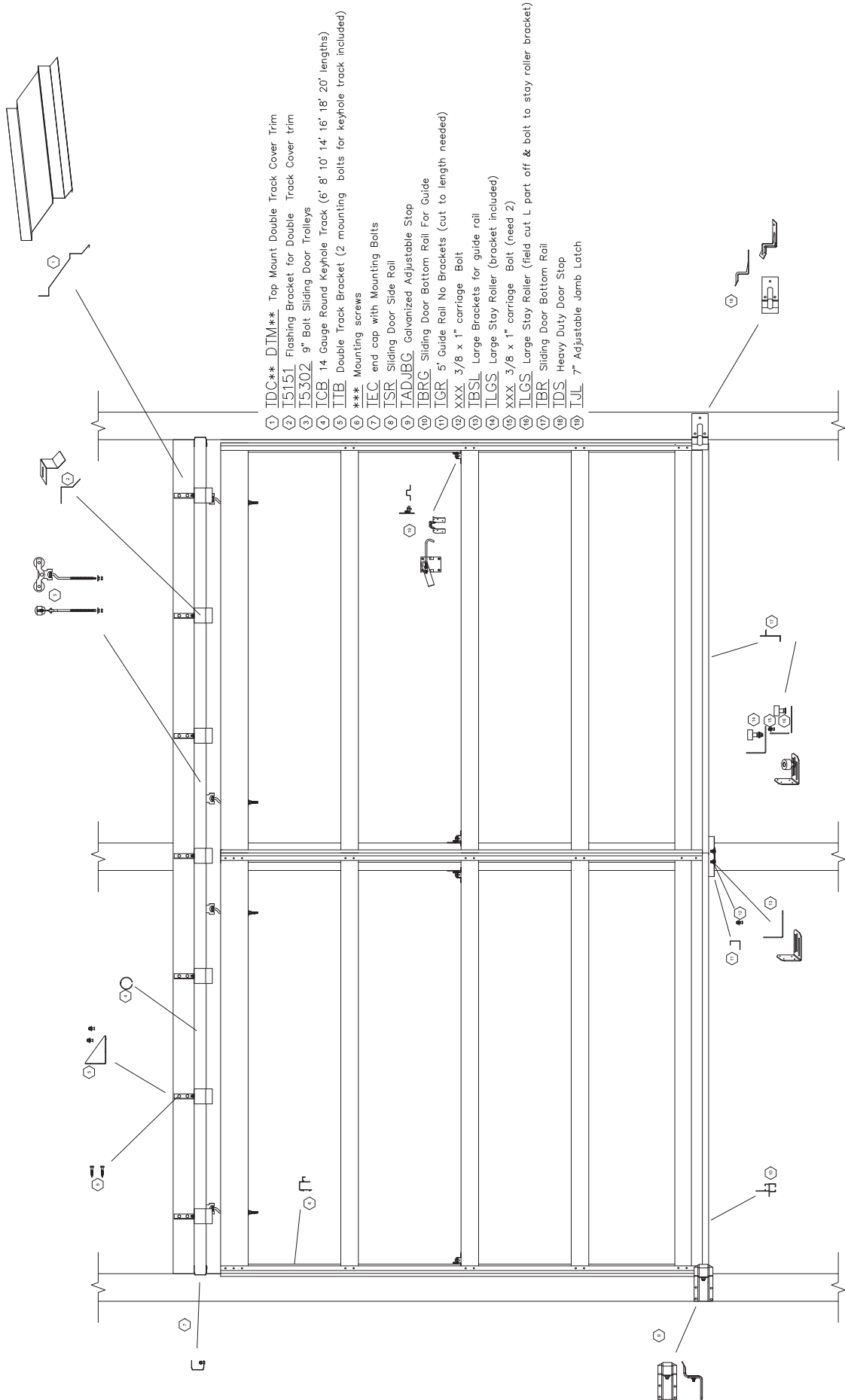
Reduces the amount of door sway, helps prevent wind damage and provides easier door operation. Stay Guide lengths should measure 60% of the door panel width.

Part#	Description	Size
TGR5	Guide Rail System with 2 Brackets	5'
TGR10	Guide Rail System with 3 Brackets	10'

ROLL TRACK SLIDING DOORS



ROLL TRACK SLIDING DOORS



Square Track Sliding Doors





TSSB



TSSSB



TDB



TDBS

Square Track

Part#	Description	Length
TSQ8	Galvanized Square Track - 16 Gauge	8'
TSQ10	Galvanized Square Track - 16 Gauge	10'
TSQ12	Galvanized Square Track - 16 Gauge	12'
TSQ14	Galvanized Square Track - 16 Gauge	14'
TSQ16	Galvanized Square Track - 16 Gauge	16'
TSQ20	Galvanized Square Track - 16 Gauge	20'

Square Track Face Mount


Part#	Description	Length
TGC8	Galvanized Covered Square Track Face Mount - 16 Gauge	8'
TGC10	Galvanized Covered Square Track Face Mount - 16 Gauge	10'
TGC12	Galvanized Covered Square Track Face Mount - 16 Gauge	12'
TGC14	Galvanized Covered Square Track Face Mount - 16 Gauge	14'
TGC16	Galvanized Covered Square Track Face Mount - 16 Gauge	16'
TGC18	Galvanized Covered Square Track Face Mount - 16 Gauge	18'
TGC20	Galvanized Covered Square Track Face Mount - 16 Gauge	20'

Square Track Brackets

Part#	Description
TSSB	Square Track Bracket
TSSSB	Square Track Splice Bracket

Square Track Double Brackets

Part#	Description
TDB	Square Track Double Bracket
TDBS	Square Track Double Splice Bracket



Adjustable Square Track Trolleys

Part#	Description	Lbs. Rating
T32LB	Side Adjustable Square Track Trolleys - Pair	35 lbs. each
T5042	5042 Side Adjustable Square Track Trolleys - Pair - Includes End Caps	
T5047	5047 Top Adjustable Square Track Trolleys - Pair	32 lbs. each



Square Track Bolt Trolleys

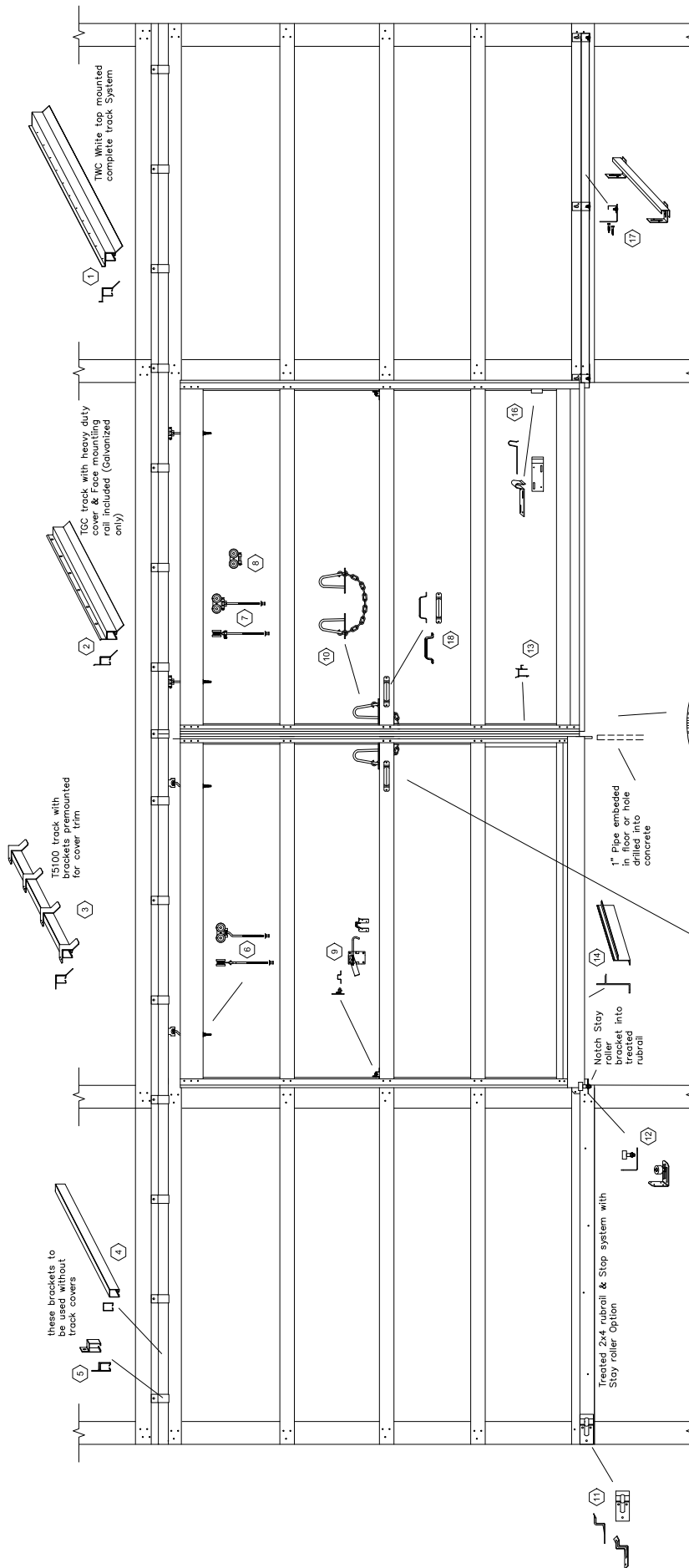
Part#	Description	Size
T38T9	Square Track Bolt Trolleys w/ Threaded Bolt - Pair	9"
T5022	Square Track Bolt Trolleys w/ Delrin Bearings - Pair - Includes End Caps	9"



Square Track Replacement Trolley

Part#	Description	Lbs. Rating
T32REPLACE	Square Track Replacement Trolleys	32 lbs. each


SQUARE TRACK SLIDING DOORS




- ① TWC White Top Mount Square track system (8' 10' 12' 16' 20' Length)
- ② TGC Galvanized Covered Face Mount track system (8' 10' 14' 16' 20' lengths)
- ③ T5100 Square track system With Track & Cover brackets preinstalled
- ④ SQR Plain 16 Gauge square track (needs mounting brackets)
- ⑤ SSB Square Track Hanger
- ⑥ T5022 Square 9" bolt trolley
- ⑦ T3819 Square Trolley (Lawrence)
- ⑧ T32REPLACE Replacement trolley for T3819
- ⑨ TJL 7" Adjustable Jamb Latch
- ⑩ ICS Chain Snugger
- ⑪ IDS Heavy Duty Door Stop
- ⑫ TLGS Large Stay Roller
- ⑬ TCR Connector Rail
- ⑭ TBR Bottom Rail
- ⑮ TCANE Cane Bolt
- ⑯ TJMS Door Keeper Stopper (jamb mounted door stop)
- ⑰ TGR10 10' Slider Guide rail w/3 brackets included
- ⑱ TPG Galvanized Door Pull
- ⑲ TPW White Door Pull

Insulation







FOIL/WHITE (F/W)



FOIL/FOIL (F/F)



MATERIAL DETAIL



Double Bubble Insulation

Double Bubble Reflective Insulation is a double layer of polyethylene bubbles bonded to and sandwiched between a radiant barrier metalized foil and/or white polyethylene sheet. Double Bubble is specifically designed to control heat gain or loss, and prevent interior condensation, in all types of metal and metal-clad buildings.

Features

- Blocks 96% of Radiant Heat Transfer
- Prevents Interior Condensation
- Class 1 / Class A Fire-Rated (ASTM E84-09)
- Puncture and Tear-Resistant
- Unaffected by Humidity
- Will not Promote Mold and Mildew
- Safe, Non-Toxic and Non-Carcinogenic
- Easy to Handle and Install
- Various Tab Options
- UV-Resistant

Part#	Description	Sq. Ft.	Material	Width	Length
IDB16	16" Double Bubble Square Edge	167	F/F	16"	125'
IDB16T	16" Double Bubble - With Staple Tabs	167	F/F	16"	125'
IDB24	24" Double Bubble	250	F/F	24"	125'
IDB475	48" Double Bubble	300	F/F	48"	75'
IDB48	48" Double Bubble	500	F/F	48"	125'
IDB48W	48" Double Bubble	500	F/W	48"	125'
IDB72	72" Double Bubble	750	F/F	72"	125'
IDB72W	72" Double Bubble	750	F/W	72"	125'
IDBCB	48" Ultra Concrete Barrier Double Bubble	500	F/F	48"	125'
IFT2	2" Metalized Reflective Seam Tape		F	2"	150'
IFT3	3" Metalized Reflective Seam Tape		F	3"	150'
TWT	2" White Seam Tape		W	2"	150'
TWT3	3" White Seam Tape		W	3"	150'

FEATURES

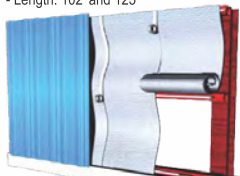
BENEFITS

Reflective Metalized Surface Facing	<ul style="list-style-type: none"> - Reduces Radiant Heat Gain and Loss - Blocks 96% of Radiant Heat Transfer - Saves Energy Use - Lowers Heating/Cooling Costs - Improves Interior Comfort
Multi-Layer Bubble Core	<ul style="list-style-type: none"> - Provides Continuous Thermal Break - Lowers Risk of Interior Surface Condensation - Durable and Long-Lasting - Superior Puncture, Tensile and Tear Strength - Will Not Absorb Water or Vapor - Does Not Harbor Moisture or Mold - Clean, Safe, No-Itch Material
White Interior Facing Option	<ul style="list-style-type: none"> - Brightens Building Interior - Attractive Appearance - Easy to Clean
Practical Tab/Edge Options	<ul style="list-style-type: none"> - Various Options for All Metal Building Applications - Simplifies Installations - Improves Vapor-Sealing Efforts
QuickSeam (Adhesive Tape on Tab)	<ul style="list-style-type: none"> - Saves Time and Labor - Ensures a Continuous Vapor and Condensation Barrier - Simplifies and Speeds Installation

PRODUCTS

AVAILABLE IN:

- Single or Double Bubble
- Square Edge, Tab 1 Side, Tab 2 Sides, Quick Seam Adhesive Strip
- Width: 12", 16", 18", 24", 48" and 72"
- Length: 102' and 125'



SPECIFICATIONS

Physical Properties	Test	Double Layer	Single Layer
NOMINAL THICKNESS	—	5/16"	3/16"
FIRE RATING	ASTM E84-09	CLASS 1 / CLASS A	
EMISSIVITY	ASTM C1371-04A	0.04	0.04
REFLECTIVITY	ASTM E903	0.96	0.96
WATER VAPOR PERMEABILITY	ASTM E96	0.42 Perms	0.01 Perms
RESISTANCE TO FUNGI & BACTERIA	ASTM C1149	DOES NOT PROMOTE GROWTH	
PLIABILITY	ASTM C1224-03	NO CRACKING	
BLEEDING AND DELAMINATION	ASTM C1224-03	NO BLEEDING OR DELAMINATION	
CORROSIVENESS	ASTM D3310-00	PASSES	
FIRE RATING - FULL ROOM BURN TEST	NFPA 286	PASSES	



Fiberglass Insulation - Owens Corning™

New EcoTouch® insulation with PureFiber® Technology raises the bar on sustainability while enhancing the performance qualities that have made Owens Corning the most preferred brand in insulation. In fact, Owens Corning™ EcoTouch® insulation is rated #1 for handleability and ease of installation by contractors and is preferred by 2 out of 3 professional installers over all other brands.

Features

- Exceptional stiffness and recovery characteristics with no additional handwork needed so you can achieve high-quality, inspection-ready installs
- Easier to cut and split with less dust, allowing you to properly insulate irregular cavities and around common obstructions
- Installs faster to help you get more done in less time

Part#	Description	R Value	Faced	Bndl. Qty.	Bndl. Sq Ft	Batt D x W x L
IR1115	R-11 Fiberglass Insulation	R-11	Kraft	9 Batts	88.12	3.5" x 15" x 94"
IR1123	R-11 Fiberglass Insulation	R-11	Kraft	9 Batts	135.12	3.5" x 24" x 94"
IR1315	R-13 Fiberglass Insulation	R-13	Kraft	9 Batts	88.12	4" x 15" x 94"
IR1323	R-13 Fiberglass Insulation	R-13	Kraft	10 Batts	148.54	4" x 24" x 94"
IR1915	R-19 Fiberglass Insulation	R-19	Kraft	1 Roll	49	6" x 15" x 39'-2"
IR1923	R-19 Fiberglass Insulation	R-19	Kraft	1 Roll	75.07	6" x 15" x 39'-2"
IR2115	R-21 High Density Fiberglass Insulation	R-21	Kraft	7 Batts	67.81	5.5" x 15" x 93"
IR2123	R-21 High Density Fiberglass Insulation	R-21	Kraft	6 Batts	67.81	5.5" x 23" x 93"
IR3016	R-30 Fiberglass Insulation	R-30	Kraft	11 Batts	58.67	10" x 16" x 48"
IR3024	R-30 Fiberglass Insulation	R-30	Kraft	11 Batts	88	10" x 24" x 48"
IR3816	R-38 Fiberglass Insulation	R-38	Kraft	8 Batts	42.67	12" x 16" x 48"
IR3824	R-38 Fiberglass Insulation	R-38	Kraft	8 Batts	64	12" x 24" x 48"
IR4916	R-49 Fiberglass Insulation	R-49	Kraft	5 Batts	32	14" x 16" x 48"
IR4924	R-49 Fiberglass Insulation	R-49	Kraft	4 Batts	48	14" x 24" x 48"



Vinyl Backed Insulation

Part#	Description	R Value	Thick.	Size
IVH648STOCK50	WMP-10 Std Vinyl Backed 6" Fiberglass Insulation Rolls	R-19	6"	4' x 50'
IVHT	White Vinyl Backed Metal Building Insulation Tape			3" x 150'

Many sizes, thicknesses, and custom lengths available for special order.



Mineral Wool Insulation - RockWool Comfort Batt

Stone wool has several properties that make it an excellent insulation. The ROCKWOOL manufacturing process transforms basalt rock and recycled slag into insulation that combines the physical properties of stone with many of the characteristics of typical insulation wool. ROCKWOOL is easier to handle and install than fiberglass insulation. It is more water resistant, fire resistant and sound resistant than any other insulation.

Features

- **Energy Efficient:** ROCKWOOL stone wool will not excessively shrink, expand, or sag over time, even after exposure to large temperature swings and varying levels of moisture exposure
- **Water Resistant:** Stone wool is resistant to water infiltration; therefore bulk water that contacts the outer surface of the insulation will largely drain away and will not be absorbed.
- **Mold Resistant:** Does not support mold or fungal growth
- **Non-combustible:** Fire resistant up to 2150 °F
- **Environmentally Responsible:** ROCKWOOL products are created from natural volcanic rock and contain up to 40% recycled content in the form of slag from steel production
- **Sound Proofing:** ROCKWOOL stone wool insulation is spun out of multi-directional stone fibers that effectively absorb low-frequency sound. Stone wool is also denser than many other insulation materials

Part#	Description	R Value	Bndl. Qty.	Bndl. Sq Ft	Batt D x W x L
IM1516	R-15 Mineral Wool Comfort Batt	R-15	12 Batts	59.73	3.5" x 15.25" x 47"
IM1524	R-15 Mineral Wool Comfort Batt	R-15	8 Batts	60.06	3.5" x 23" x 47"
IM2316	R-23 Mineral Wool Comfort Batt	R-23	8 Batts	39.82	5.5" x 15.25" x 47"
IM2324	R-23 Mineral Wool Comfort Batt	R-23	5 Batts	37.53	5.5" x 23" x 47"




Blue Styrofoam Insulation - DOW

STYROFOAM™ Brand Insulation is an extruded polystyrene foam insulation board that meets the needs of the commercial foundation and building floor slab market. This insulation can also be used for attics, foundations/slabs and crawl spaces in residential applications. STYROFOAM™ Extruded Polystyrene Foam (XPS) Insulation has more than 60 years of proven performance in wet environments. The closed-cell structure of STYROFOAM™ Extruded Polystyrene Foam (XPS) Insulation resists water pickup, enabling it to retain a high R-value over time – a necessary property in wet, below-grade commercial foundation applications.



Part#	Description	R Value	Skid Qty.	PSI	Size
IS12	1/2 in Blue Dow Film-Faced Styrofoam	R-2.5	160	25	4' x 8'
IS34	3/4 in Blue Dow Styrofoam Tongue & Groove	R-3.75	128	25	4' x 8'
IS1	1 in Blue Dow Styrofoam Tongue & Groove	R-5	96	25	4' x 8'
IS115	1.5 in Blue Dow Styrofoam Tongue & Groove	R-7.5	64	25	4' x 8'
IS2	2 in Blue Dow Styrofoam Tongue & Groove	R-10	48	25	4' x 8'



Hitz Halter Insulation

Hitz Halter is designed especially for radiant floor heat with a simple solution for putting pex tubing down - plastic staples fasten the pex directly to the insulation. It simplifies rebar spacing, tapes together easily, and comes fan folded in 4ft. x 24ft. sections for one-man installation - A real time and energy saver!

Part#	Description	R Value	PSI	Size
IHH238	2-3/8" Hitz Halter Radiant Floor Heat Insulation - Folded Every 4'	R-10	15	4' x 24'




Expanded Polystyrene Insulation

EPS Insulation sheets are the perfect solution for continuous insulation applications due to its polymeric film facers and polystyrene core.

Features

- Designed specifically to be installed in place of, or over wood sheathing/purlins on new construction applications.
- Polymeric film facer on one side, with a Reflective barrier on the other.
- Class II vapor retarder, over 1 perm.
- Limited Lifetime Warranty.
- Foil on back and clear white on front.



Part#	Description	R Value	PSI	Facing	Bndl. Qty.	D x W x L
IPSC1	ESP White Poly/Foil Insulation	R-3.2	10	Poly/Foil	12	1" x 4' x 8'
IPSC115	ESP White Poly/Foil Insulation	R-4.8	10	Poly/Foil	8	1-1/2" x 4' x 8'
IPSC12W	ESP White Poly/Foil Insulation	R-2.1	25	Poly/Foil	25	1/2" x 4' x 8'
IPSC240	ESP White Poly/Gray Insulation Below Grade with Temite Inhibitor	R-10	40	Poly/Clear	5	2.25" x 4' x 8'



Green Guard Fan Fold Insulation

White on one side.

Part#	Description	R Value	Thick.	Size
IHH238	Fan Fold Insulation - Green Guard	R-1.5	3/8"	4' x 50'



Blown Cellulose Insulation - Greenfiber

Increased coverage area and decrease job site times with this 30 lbs. bag of Greenfiber low dust insulation. The loose fill fibers fill gaps and voids to create an energy saving thermal blanket that keeps homes comfortable in extreme cold and hot temperatures while reducing outside noise. Fire resistant treated insulation is made with up to 85% recycled material that meets Class 1 Fire Rating to protect homes; providing more time for evacuation.

Features

- Less expensive than Fiberglass
- Dense for minimal settling
- Treated for fire resistance
- Made in the USA with 85% recycled content.

Part#	Description	Sq. Ft. @ R30	Weight
IBWC	Cellulose Blowing Insulation	32.4	30 lbs



Blown Fiberglass Insulation - ProPink L77

Highest coverage: High Performance Fiberizing Technology allows ProPink®L77 Loosefill to provide the highest yield of any loosefill insulation available. One 32-lb bag can cover 77 square feet at R-30.

Features

- Less mess than Cellulose
- Ultra-performance - no settling
- Blows fast and smooth
- Noncombustible and non-corrosive
- Will not rot, mildew, or deteriorate.

Part#	Description	Sq. Ft. @ R30	Weight
IBWF	Fiberglass Blowing Insulation	77	30 lbs



Durovent Attic Vent Baffle

An economical way to meet energy code requirements for air flow.

Features

- 18.7 sq in net free vent
- 24" on center max width
- Perforated for use at 16" on center
- Wide nailing flange and center strut

Part#	Description	Bag Qty.	Size
IRV	Polystyrene Attic Vent Insulation Baffle	50	22" x 48"



Accuvent Attic Vent Baffle

The dual function design creates ventilation channels under the roof sheathing for healthy air circulation while integral baffles prevent wind-washing. AccuVent offers a quick and inexpensive solution for architects, builders, and renovators to ensure proper insulation performance for better energy efficiency and indoor air quality. AccuVent baffles are adaptable for any application, roof pitch, or truss size and install quickly and easily with just a few staples. They are manufactured from 100% recycled, flame-retardant PVC – a material that is compatible with all insulation types, including spray foam.

Part#	Description	Bundle Qty.	Size
IAV	PVC Attic Vent Insulation Baffle	50	22.5" x 48"

Concrete





Concrete Mix

Part#	Description	CF/bag	PSI	Pallet Qty	Weight
QCM	Quikrete Concrete Mix	.06	4000	42	80 lbs



Fast-setting

Part#	Description	PSI	Pallet Qty	Weight
QFS	Quikrete Redbag Fast-Setting Concrete Mix	4000	64	50 lbs



Mason Type S

Part#	Description	Pallet Qty	Weight
QMM	Quikrete Mason Mix Type S Mortar Just Add Water	42	80 lbs



Portland Cement

Part#	Description	Pallet Qty.	Weight
QPC	Quikrete Portland Cement Type I/II Gray	35	94 lbs



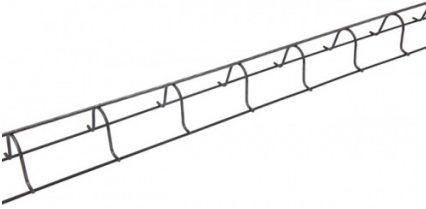
Play Sand

Part#	Description	Pallet Qty.	Weight
QPS	Quikrete Play Sand	56	50 lbs



Concrete Wire

Part#	Description	Skid Qty	Thickness	Gauge	Grid	Length
WCW510	Concrete Wire	100	0.134"	10 Ga	6" x 6"	5' x 10'
WCW5108	Concrete Wire	100	0.164"	8 Ga	6" x 6"	5' x 10'
WCW5106	Concrete Wire	100	0.192"	6 Ga	6" x 6"	5' x 10'



Concrete Rebar Wire Chairs

Part#	Description	Size
WCSB2	Wire Rebar Chairs - Upper Slab Bolster	2" x 5'
WCSB3	Wire Rebar Chairs - Upper Slab Bolster	3" x 5'



Concrete Rebar

Part#	Description	#	Thickness	Length
REBAR12	Concrete Rebar	4	1/2"	12"
REBAR18	Concrete Rebar	4	1/2"	18"
REBAR24	Concrete Rebar	4	1/2"	24"
REBAR36	Concrete Rebar	4	1/2"	36"
REBAR1220	Concrete Rebar	4	1/2"	20'
REBAR5820	Concrete Rebar	5	5/8"	20'



BT1761**

TW16312EAR

Concrete Rebar Wire Tie

Part#	Description	Length	Qty.
BT176100R	6" Concrete Rebar Wire Tie	6"	100
BT1661MR	6" Concrete Rebar Wire Tie	6"	1000
TW16312EAR	16 Gauge Concrete Rebar Wire Tie		10
TWREAR	Reel Concrete Rebar Wire Tie		



Wire Tie Twister

Part#	Description	Length	Qty.
BTTWEAR	Tie Wire Twister Tool		



Y14640-2



Y14640-4

Concrete Rebar Cap

Part#	Description	Fits Rebar
Y14640-2	Concrete Rebar Large Cap	1/2" - 2"
Y14640-4	Concrete Rebar Orange Osha	1/2" - 1-1/2"



Concrete Form Pins

Part#	Description	Pack Qty	Size
FP3424	Concrete Form Pin	10	3/4" X 24"
FP3430	Concrete Form Pin	10	3/4" X 30"
FP3436	Concrete Form Pin	10	3/4" X 36"



Concrete Pole Pills

Part#	Description	Skid Qty	Thickness	Diameter
POLPIL12	Concrete Pole Pills	54	5"	12"
POLPIL16	Concrete Pole Pills	24	5"	16"
POLPIL616	Concrete Pole Pills	30	6"	16"

B2816S

B4816H

B4816S

B6816H

B8816H

B10816H

B12816H

Concrete Block

Part#	Description	Depth	Height	Length	Skid Qty.
B2816S	Solid Block	2"	8"	16"	270
B4816H	Hollow Block	4"	8"	16"	144
B4816S	Solid Block	4"	8"	16"	144
B6816H	Hollow Block	6"	8"	16"	144
B8816H	Hollow Block	8"	8"	16"	108
B10816H	Hollow Block	10"	8"	16"	90
B12816H	Hollow Block	12"	8"	16"	78



Sonotube

Part#	Description	Size
QFT8	Concrete Form	8" x 48"
QFT12	Concrete Form	12" x 48"
QFT18	Concrete Form	18" x 48"



Concrete Expansion Joint

Part#	Description	Size
Y6917-03	Concrete Expansion Joint Strips - 1/2" Thick	4" x 5'
EXP04050	Concrete Expansion Joint Roll - 1/2" Thick	4" x 50'
EXP06050	Concrete Expansion Joint Roll - 1/2" Thick	6" x 50'



DryLok Masonry Waterproofer


Part#	Description	Coverage	Size
PDLWW	Drylok Latex Base Masonry Waterproofer	Up To 125 Sq Ft	1 Gal.
PDLWW5	Drylok Latex Base Masonry Waterproofer	Up To 625 Sq Ft	5 Gal.
PDLEWW	Drylok Extreme Latex Base Masonry Waterproofer	Up To 125 Sq Ft	1 Gal.
PDLEWW5	Drylok Extreme Latex Base Masonry Waterproofer	Up To 625 Sq Ft	5 Gal.
Y90237	Synthetic Drylok Paint Brush		4"



Concrete and Masonry Sealer

Part#	Description	Coverage	Gal.
DECO20-1	Deco 20 Penetrating Sealer for concrete or masonry		1 gal
DECO20	Deco 20 Penetrating Sealer for concrete or masonry	140-300 sqft	5 gal
DECO30-1	Deco 30 Penetrating Brick Sealer and Stucco Sealer		1 gal
DECO30	Deco 30 Penetrating Brick Sealer and Stucco Sealer	140-250 sqft	5 gal

Gutters & Accessories





Half Round Gutter

Part#	Description	Size	Length
H510W	White H/R Gutter 10' - .027 Aluminum	5"	10'
H510B	Brown H/R Gutter 10' - .027 Aluminum	5"	10'
H510G	Galvanized H/R Gutter 10' - 26 Gauge Steel	5"	10'
H520W	White H/R Gutter 20' - .027 Aluminum	5"	20'
H520B	Brown H/R Gutter 20' - .027 Aluminum	5"	20'
H520G	Galvanized H/R Gutter 20' - 26 Gauge Steel	5"	20'
H610W	White H/R Gutter 10' - .027 Aluminum	6"	10'
H610B	Brown H/R Gutter 10' - .027 Aluminum	6"	10'
H610G	Galvanized H/R Gutter 10' - 26 Gauge Steel	6"	10'
H620W	White H/R Gutter 20' - .027 Aluminum	6"	20'
H620B	Brown H/R Gutter 20' - .027 Aluminum	6"	20'
H620G	Galvanized H/R Gutter 20' - 26 Gauge Steel	6"	20'



K-Style Gutter

Part#	Description	Size	Length
K5W	White K Gutter - .032 Aluminum (sold by the linear foot)	5"	LF
K5B	Brown K Gutter - .032 Aluminum (sold by the linear foot)	5"	LF
K610W	White K Gutter 10' - .032 Aluminum	6"	10'
K610B	Brown K Gutter 10' - .032 Aluminum	6"	10'
K620W	White K Gutter 20' - .032 Aluminum	6"	20'
K620B	Brown K Gutter 20' - .032 Aluminum	6"	20'



Round Corrugated Downspout

Part#	Description	Size	Length
H3DW	White R/C Downspout - .019 Aluminum	3"	10'
H3DB	Brown R/C Downspout - .019 Aluminum	3"	10'
H3DG	Galvanized R/C Downspout - 26 Gauge	3"	10'
H4DW	White R/C Downspout - .024 Aluminum	4"	10'
H4DB	Brown R/C Downspout - .024 Aluminum	4"	10'
H4DG	Galvanized R/C Downspout - 26 Gauge	4"	10'



Rectangle Corrugated Downspout

Part#	Description	Size	Length
K23DW	White 2x3 Downspout - .019 Aluminum	2" x 3"	10'
K23DB	Brown 2x3 Downspout - .019 Aluminum	2" x 3"	10'
K34DW	White 3x4 Downspout - .024 Aluminum	3" x 4"	10'
K34DB	Brown 3x4 Downspout - .024 Aluminum	3" x 4"	10'
K45DW	White 4x5 Downspout - .024 Aluminum	4" x 5"	10'



Round Corrugated Elbow

Part#	Description	Size
H3EBW	White R/C Elbow - .019 Aluminum	3"
H3EBB	Brown R/C Elbow - .019 Aluminum	3"
H3EBG	Galvanized R/C Elbow - 26 Gauge	3"
H4EBW	White R/C Elbow - .024 Aluminum	4"
H4EBB	Brown R/C Elbow - .024 Aluminum	4"
H4EBG	Galvanized R/C Elbow - 26 Gauge	4"



A-STYLE



B-STYLE

Rectangle Corrugated Elbow

Part#	Description	Style	Size
K23AW	White A Elbow - .016 Aluminum	A	2" x 3"
K23AB	Brown A Elbow - .016 Aluminum	A	2" x 3"
K23BW	White B Elbow - .016 Aluminum	B	2" x 3"
K23BB	Brown B Elbow - .016 Aluminum	B	2" x 3"
K34AW	White A Elbow - .019 Aluminum	A	3" x 4"
K34AB	Brown A Elbow - .019 Aluminum	A	3" x 4"
K34BW	White B Elbow - .019 Aluminum	B	3" x 4"
K34BB	Brown B Elbow - .019 Aluminum	B	3" x 4"
K45AW	White A Elbow - .024 Aluminum	A	4" x 5"
K45BW	White B Elbow - .024 Aluminum	B	4" x 5"



#10 Combination Hanger - Circle & Shank for Half Round Gutter

Part#	Description	Size
H5CHWS	White H/R #10 Combination Hanger - Steel	5"
H5CHW	White H/R #10 Combination Hanger - Aluminum	5"
H5CHB	Brown H/R #10 Combination Hanger - Aluminum	5"
H5CHG	Galvanized H/R #10 Combination Hanger - Galvanized Steel	5"
H6CHWS	White H/R #10 Combination Hanger - Steel	6"
H6CHW	White H/R #10 Combination Hanger - Aluminum	6"
H6CHB	Brown H/R #10 Combination Hanger - Aluminum	6"
H6CHG	Galvanized H/R #10 Combination Hanger - Galvanized Steel	6"



Gem Circle for Half Round Gutter

Part#	Description	Size
H5CWS	White H/R Circle - Steel	5"
H5CW	White H/R Circle - Aluminum	5"
H5CB	Brown H/R Circle - Aluminum	5"
H5CG	Galvanized H/R Circle - Steel	5"
H6CWS	White H/R Circle - Steel	6"
H6CW	White H/R Circle - Aluminum	6"
H6CB	Brown H/R Circle - Aluminum	6"
H6CG	Galvanized H/R Circle - Steel	6"



Hidden Hanger for K-Gutter with 1/4" Screw

Part#	Description	Size
K5H	Aluminum Hidden Hangers w/ Screw	5"
K6H	Aluminum Hidden Hangers w/ Screw	6"



Ferrule

Part#	Description	Size
K5FE	Ferrule - Mill Finish Aluminum	5"
K6FE	Ferrule - Mill Finish Aluminum	6"



#6 Shank - Steel

Part#	Description
H6SW	White #6 Shank - Steel
H6SB	Brown #6 Shank - Steel
H6SG	Galvanized #6 Shank - Steel



#8 Shank

Part#	Description
H8G	Galvanized #8 Shank



#10 Shank for Fascia

Part#	Description
H10W	White #10 Shank - Painted Galvanized Steel
H10B	Brown #10 Shank - Painted Galvanized Steel
H10G	Galvanized #10 Shank - Steel



#11 Shank for Nailing to Exposed Rafter

Part#	Description
H11W	White #11 Shank - Aluminum
H11B	Brown #11 Shank - Aluminum
H11G	Galvanized #11 Shank - Steel



#12 Shank for Nailing to Sheeting - 1/3 Pitch

Part#	Description
H12W	White #12 Shank - Painted Galvanized Steel
H12B	Brown #12 Shank - Painted Galvanized Steel
H12G	Galvanized #12 Shank - Steel



#30 Shank for Adjustable Pitch Rafters & Fascia

Part#	Description
H30W	White #30 Shank - Aluminum
H30B	Brown #30 Shank - Aluminum
H30G	Galvanized #30 Shank - Steel



Extension Shank

Part#	Description	Size
HESW	White Extension Shank - Aluminum	6-3/4"
HESB	Brown Extension Shank - Aluminum	6-3/4"
HESG	Galvanized Extension Shank - Steel	6-3/4"




End Cap for Half Round Gutter

Part#	Description	Size
H5ECW	White H/R End Cap - Aluminum	5"
H5ECB	Brown H/R End Cap - Aluminum	5"
H5ECG	Galvanized H/R End Cap - Steel	5"
H6ECW	White H/R End Cap - Aluminum	6"
H6ECB	Brown H/R End Cap - Aluminum	6"
H6ECG	Galvanized H/R End Cap - Steel	6"



End Cap for K-Gutter

Part#	Description	Size
K5ECW	White K-style End Cap - Aluminum	5"
K5ECB	Brown K-style End Cap - Aluminum	5"
K6ELW	White K-style Left End Cap - Aluminum	6"
K6ERW	White K-style Right End Cap - Aluminum	6"
K6ECB	Brown K-style End Cap - Aluminum	6"



Inside Miter for Half Round Gutter

Part#	Description	Size
H5MISW	White Inside H/R Miter - Aluminum	5"
H5MISB	Brown Inside H/R Miter - Aluminum	5"
H5MISG	Galvanized Inside H/R Miter - 26 Gauge	5"
H6MISW	White Inside H/R Miter - Aluminum	6"
H6MISB	Brown Inside H/R Miter - Aluminum	6"
H6MISG	Galvanized Inside H/R Miter - 26 Gauge	6"

Outside Miter for Half Round Gutter

Part#	Description	Size
H5MOSW	White Outside H/R Miter - Aluminum	5"
H5MOSB	Brown Outside H/R Miter - Aluminum	5"
H5MOSG	Galvanized Outside H/R Miter - 26 Gauge	5"
H6MOSW	White Outside H/R Miter - Aluminum	6"
H6MOSB	Brown Outside H/R Miter - Aluminum	6"
H6MOSG	Galvanized Outside H/R Miter - 26 Gauge	6"

Inside Miter for K-Gutter

Part#	Description	Size
K5MISW	White Inside K-style Miter - Aluminum	5"
K5MISB	Brown Inside K-style Miter - Aluminum	5"
K6MISW	White Inside K-style Miter - Aluminum	6"
K6MISB	Brown Inside K-style Miter - Aluminum	6"

Outside Miter for K-Gutter

Part#	Description	Size
K5MOSW	White Outside K-style Miter - Aluminum	5"
K5MOSB	Brown Outside K-style Miter - Aluminum	5"
K6MOSW	White Outside K-style Miter - Aluminum	6"
K6MOSB	Brown Outside K-style Miter - Aluminum	6"

Cut Off Diverter for K-Gutter

Part#	Description	Size
K23CW	White Cut Off Diverter - Aluminum	2" x 3"
K34CW	White Cut Off Diverter - Aluminum	3" x 4"



Slip Joint for Half Round Gutter

Part#	Description	Size
H5SJW	White H/R Slip Joint - Aluminum	5"
H5SJB	Brown H/R Slip Joint - Aluminum	5"
H5SJG	Galvanized H/R Slip Joint - 26 Gauge	5"
H6SJW	White H/R Slip Joint - Aluminum	6"
H6SJB	Brown H/R Slip Joint - Aluminum	6"
H6SJG	Galvanized H/R Slip Joint- 26 Gauge	6"



Slip Joint for K-Gutter

Part#	Description	Size
K5SJW	White K-style Slip Joint - Aluminum	5"
K5SJB	Brown K-style Slip Joint - Aluminum	5"



Oval Funnel

Part#	Description	Size
H3FW	White Oval Funnel - Aluminum	3"
H3FB	Brown Oval Funnel - Aluminum	3"
H3FG	Galvanized Oval Funnel - Steel	3"
H4FW	White Oval Funnel - Aluminum	4"
H4FB	Brown Oval Funnel - Aluminum	4"
H4FG	Galvanized Oval Funnel- Steel	4"



End Piece for Half Round Gutter

Part#	Description	Size
H3OEW	White H/R End Piece - Aluminum	5" x 3"
H3OEB	Brown H/R End Piece - Aluminum	5" x 3"
H3OEG	Galvanized H/R End Piece - Steel	5" x 3"
H4OEG	Galvanized H/R End Piece - Steel	6" x 4"



End Piece for K-Gutter

Part#	Description	Size
K23OEW	White K-style End Piece - Aluminum	5" x 3"
K23OEB	Brown K-style End Piece - Aluminum	5" x 3"



Wide Flange Pop Rivet Oval Outlet for 5" K-Gutter

Part#	Description	Size
K23OT	K-style WF Oval Outlet - Aluminum	2" x 3"



Pop Rivet Round Outlet for 5" K-Gutter

Part#	Description	Size
K23OTR	Round Pop Rivet Outlet Tube - Aluminum	2-3/4"



Wide Flange Pop Rivet Oval Outlet for 5" or 6" K-Gutter

Part#	Description	Size
K34OT	K-Style WF Oval Outlet - Aluminum	3" x 4"



H30TG

H40TG

Wide Flange Round Outlet for Half Round Gutter

Part#	Description	Size
H30TG	Galvanized - H/R WF Round Outlet - Steel	3"
H40TG	Galvanized - H/R WF Round Outlet - Steel	4"



Wide Flange B-style Outlet for Half Round Gutter

Part#	Description	Size
H30TW	White H/R WF B-style Outlet - Aluminum	3"
H30TB	Brown H/R WF B-style Outlet - Aluminum	3"
H40TW	White H/R WF B-style Outlet - Aluminum	4"
H40TB	Brown H/R WF B-style Outlet - Aluminum	4"



Stamped Round Sickle Hook for Wood

Part#	Description	Size
HSH3W	White H/R Sickle Hook - Painted Galvanized Steel	3"
HSH3G	Galvanized H/R Sickle Hook - Steel	3"
HSH4W	White H/R Sickle Hook - Painted Galvanized Steel	4"
HSH4B	Brown H/R Sickle Hook - Painted Galvanized Steel	4"
HSH4G	Galvanized H/R Sickle Hook - Steel	4"



Rack & Key

Part#	Description
HRKW	White Rack and Key - Aluminum
HRKB	Brown Rack and Key - Aluminum
HRKG	Galvanized Rack and Key - Steel
HKEY	Key Only - Aluminum



#0

#4

Masonry & Wood Drives

Part#	Description
HD0	Galvanized #0 Masonry Drive - Steel
HD4	Galvanized #4 Wood Drive - Steel



#6 Drive

Part#	Description
HD6W	White #6 Drive - Aluminum
HD6B	Brown #6 Drive - Aluminum
HD6G	Galvanized #6 Drive - Steel



Pipe Clip

Part#	Description	Size
KPC3W	White Pipe Clip - Aluminum	2" x 3"
KPC3B	Brown Pipe Clip - Aluminum	2" x 3"
KPC4W	White Pipe Clip - Aluminum	3" x 4"
KPC4B	Brown Pipe Clip - Aluminum	3" x 4"



Wire Strainers

Part#	Description	Size
H3WS	Wire Strainer - Aluminum	3"
H4WS	Wire Strainer - Aluminum	4"



Y3004-12

Y3002-12

PVC Splash Blocks

Part#	Description	Size
Y3004-12	Slate Gray Splash Block - PVC	12" x 24"
Y3002-12	Green Splash Block - PVC	12" x 24"



Aluminum Pop Rivets

Part#	Description	Size	Pack Qt.
KPRW	White Pop Rivets - Aluminum	1-1/2"	100
KPRB	Brown Pop Rivets - Aluminum	1-1/2"	100



5 oz. Pliogrip Seam Sealer Tube

Part#	Description	Size
PG	Pliogrip Seam Sealer Tube	5 Oz



Spring Clip

Part#	Description
HWCW	White Spring Clips - Aluminum
HWCB	Brown Spring Clips - Aluminum
HWCG	Galvanized Spring Clips - Steel



Nuts & Bolts

Part#	Description
HNB	Stainless Nuts and Bolts 50 pack - Steel



Universal Conductor Band

• 2 Bands Recommended every 10' of downspout

Part#	Description	Size
KUBW	White Universal Conductor Band - Aluminum	1.5" x 12.5"
KUBB	Brown Universal Conductor Band - Aluminum	1.5" x 12.5"
KUBG	Galvanized Universal Conductor Band - Steel	1.5" x 12.5"



Copper Half Round Gutter

Part#	Description	Size	Length
HC510	Copper H/R Gutter 10' - 16 Oz	5"	10'
HC520	Copper H/R Gutter 20' - 16 Oz	5"	20'
HC610	Copper H/R Gutter 10' - 16 Oz	6"	10'
HC620	Copper H/R Gutter 20' - 16 Oz	6"	20'




Copper Slip Joint for Half Round Gutter

Part#	Description	Size
HC5SJ	Copper H/R Slip Joint - 16 Oz	5"
HC6SJ	Copper H/R Slip Joint - 16 Oz	6"




Copper End Caps for Half Round Gutter

Part#	Description	Size
HC5EC	Copper H/R End Caps - 16 Oz	5"
HC6EC	Copper H/R End Caps - 16 Oz	6"



INSIDE MITER



OUTSIDE MITER

Copper Miters for Half Round Gutter

Part#	Description	Size
HC5MIS	Copper H/R Inside Miter - 16 Oz	5"
HC6MIS	Copper H/R Inside Miter - 16 Oz	6"
HC5MOS	Copper H/R Outside Miter - 16 Oz	5"
HC6MOS	Copper H/R Outside Miter - 16 Oz	6"



Copper Round Wire Strainer

Part#	Description	Size
HC3WS	Copper Wire Strainer	3"
HC4WS	Copper Wire Strainer	4"



ROUND CORRUGATED



SMOOTH ROUND



ROUND CORRUGATED



SMOOTH ROUND



Copper Downspout

Part#	Description	Size
HC3DS	Copper Round Corrugated Downspout 10' - 16 Oz	3" x 10'
HC3DSS	Copper Smooth Round Downspout 10' - 16 Oz	3" x 10'

Copper Elbows

Part#	Description	Size
HC3EB	Copper Round Corrugated Elbow - 16 Oz	3"
HC3EBS	Copper Smooth Round Elbow - 16 Oz	3"
HC4EB	Copper Round Corrugated Elbow - 16 Oz	4"
HC4EBS	Copper Smooth Round Elbow - 16 Oz	4"

Copper Funnel

Part#	Description	Size
HC3F	Copper Funnel - 16 Oz	3"

Copper Round B-Style Outlet

Part#	Description	Size
HC3OT	Copper B-Style Outlet for 5" H/R Gutter - 16 Oz	3"
HC4OT	Copper B-Style Outlet for 5" & 6" H/R Gutter - 16 Oz	4"

Copper Rack & Brass Key

Part#	Description
HCRK	Copper Rack and Key
HCKEY	Brass Key Only



Copper #10 Combination Hanger - Circle & Shank

Part#	Description	Size
HC5CH	Copper H/R #10 Combination Hanger	5"
HC6CH	Copper H/R #10 Combination Hanger	6"



Copper Gem Circle

Part#	Description	Size
HC5C	Copper H/R Circle	5"
HC6C	Copper H/R Circle	6"



#6 Copper Shank for Ogee or Crown Molding

Part#	Description
HC6S	Copper #6 Shank



#10 Copper Shank for Fascia

Part#	Description
HC10S	Copper #10 Shank



#11 Copper Shank for Nailing to Exposed Rafter

Part#	Description
HC11S	Copper #11 Shank



#12 Copper Shank for Nailing to Sheeting 1/3 Pitch

Part#	Description
HC12S	Copper #12 Shank



#30 Copper Shank for Adjustable Pitch Rafters and Fascia

Part#	Description
HC30S	Copper #30 Shank



Copper Shank Extension

Part#	Description
HCES	Copper Shank Extension




#0



#4

Copper Masonry & Wood Drives

Part#	Description
HC0D	Bronze #0 Masonry Drive
HC4D	Copper #4 Wood Drive



Copper #6 Drive

Part#	Description
HC6D	Copper #6 Drive




Brass Spring Clip for Half Round Gutter

Part#	Description
HCWC	Brass H/R Spring Clip



Brass Nuts & Bolts

Part#	Description
HCNB50	Brass Nuts and Bolts - 50 pack




Copper Pop Rivets

Part#	Description	Size
HCPR	Copper Pop Rivets	1-1/2"



Hinged Gutter Guard for Half Round Gutter

Part#	Description	Size	Length
H5GG	Hinged H/R Gutter Guard 3' - Aluminum	5"	3'
H6GG	Hinged H/R Gutter Guard 3' - Aluminum	6"	3'
HC5GG	Copper H/R Hinged Gutter Guard 3'	5"	3'
HC6GG	Copper H/R Hinged Gutter Guard 3'	6"	3'



Hinged Gutter Guard for K-Gutter

Part#	Description	Size	Length
K5GGH	Hinged K-style Gutter Guard 3' - Aluminum	5"	3'



RayTec Gutter Guard for K-Gutter

Part#	Description	Size	Length
K5GG	RayTec K-style Gutter Guard 4' - Aluminum	5"	4'
K5GG10	RayTec K-style Gutter Guard 10' - Aluminum	5"	10'
K6GG	RayTec K-style Gutter Guard 4' - Aluminum	6"	4'



Drop-in Gutter Guard for K-Gutter

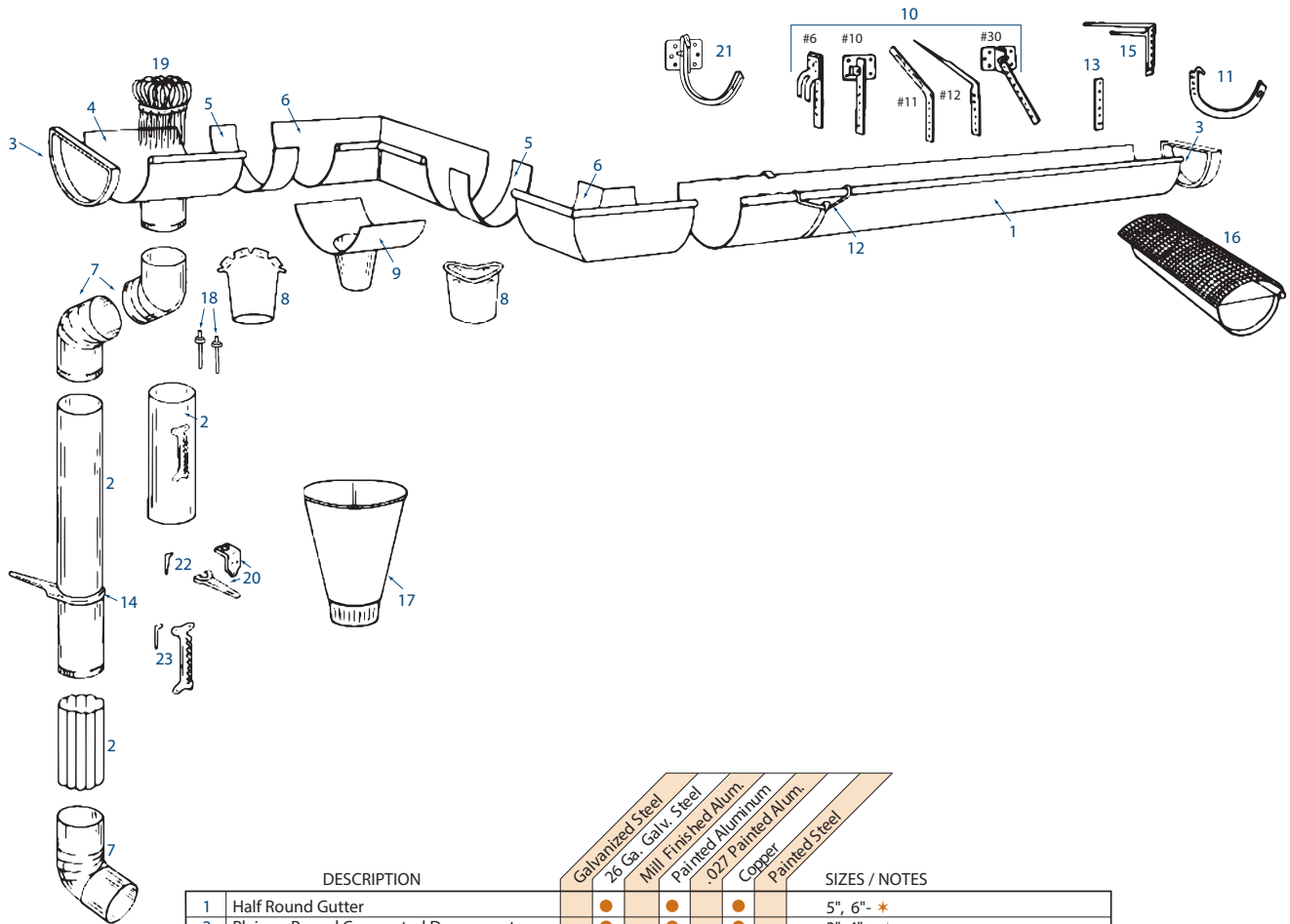
Part#	Description	Size	Length
K5GGD	Drop-in K-style Gutter Guard 3' - Aluminum	5"	3'
K6GGD	Drop-in K-style Gutter Guard 3' - Aluminum	6"	3'



Leaf Relief Gutter Guard for K-Gutter

Part#	Description	Size	Length
K5GGLR	Leaf Relief K-style Gutter Guard 10' - Aluminum	5"	10'
K6GGLR	Leaf Relief K-style Gutter Guard 10' - Aluminum	6"	10'

Half Round Gutter Exploded View

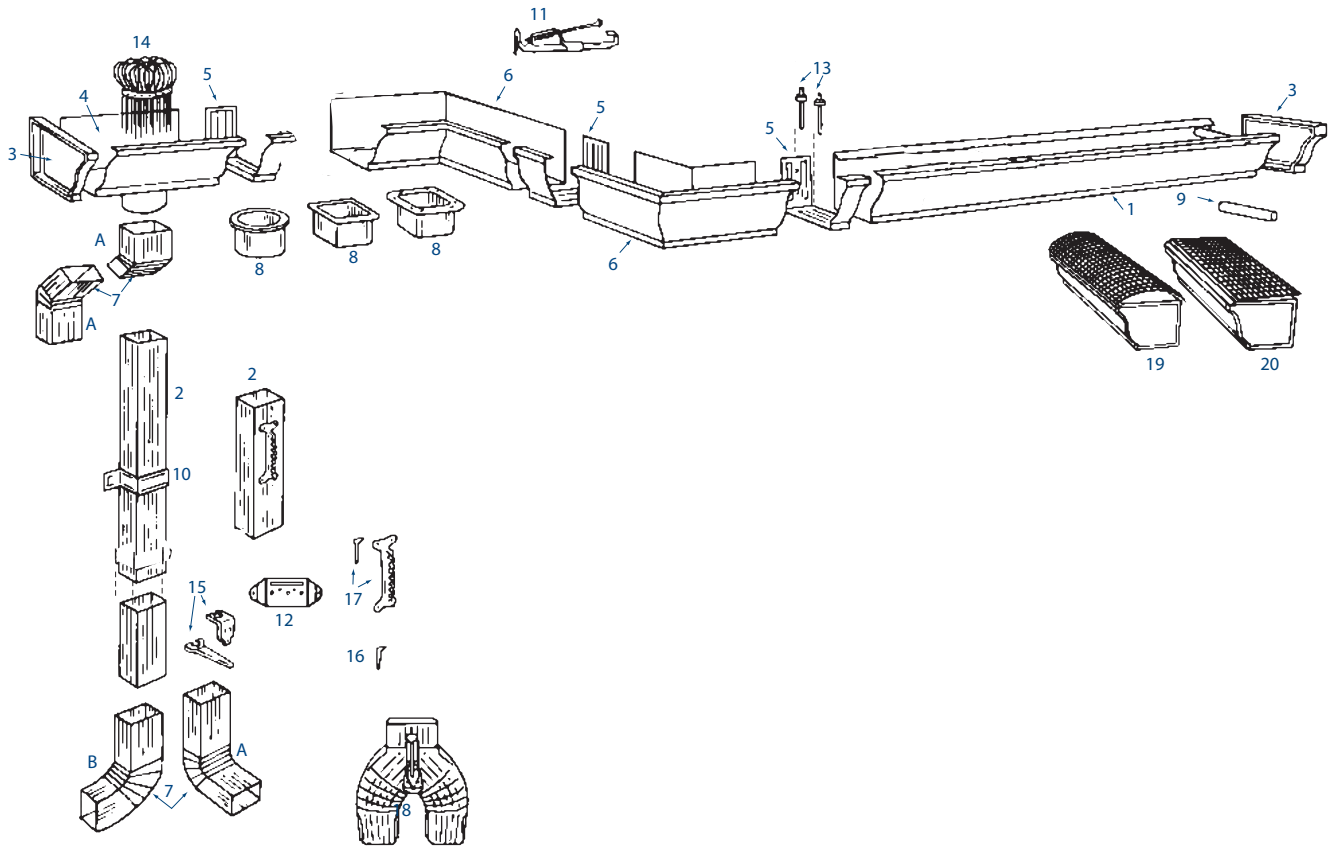


DESCRIPTION	MATERIALS						SIZES / NOTES
	Galvanized Steel 26 Ga.	Galv. Steel Mill Finish	Painted Alum. .027	Painted Alum. Copper	Painted Steel		
1 Half Round Gutter	●	●	●	●	●		5", 6" - *
2 Plain or Round Corrugated Downspout	●	●	●	●	●		3", 4" - *
3 "C" End Caps	●	●	●	●	●		5", 6" - *
4 "D" End Section w/ Outlet	●	●	●	●	●		5"x3" - *
5 Slip Joint Connector	●	●	●	●	●		5", 6" - *
6 90 Degree Box Miter - Outside or Inside	●	●	●	●	●		5", 6" - *
7 Elbows - Plain Round or Round Corrugated	●	●	●	●	●		3", 4" - *
8 "B" Outlet Tube	●	●	●	●	●		3", 4" - *
9 Wide Flange Round "B" Outlet	●	●	●	●	●		3", 4" - *
10 Stamped Shanks	●	●	●	●	●		See Shank Notes
11 Stamped Circle	●	●	●	●	●		5", 6" - *
12 Wire Spring Clips	●	●	●	●	●		
13 Stamped Extension Shank	●	●	●	●	●		
14 Stamped Plain Round Sickle Hook	●	●	●	●	●		3", 4" Plain Round
15 #8 Malleable Shank	●	●	●	●	●		
16 Hinged Gutter Guard	●	●	●	●	●		5", 6"
17 Funnel	●	●	●	●	●		3", 4" Round Outlets
18 Pop Rivets	●	●	●	●	●		
19 Round Wire Strainer	●	●	●	●	●		3", 4"
20 Stamped Drives #0, #4, #6	●	●	●	●	●		#0 Masonry / #4, #6 Wood
21 #10 Combination Circle and Plate	●	●	●	●	●		5", 6"
22 Key Only	●	●	●	●	●		
23 Rack & Key Set	●	●	●	●	●		

Shank Notes: #1 - for fascia, #6 - for ogee or crown moulding, fits contour, #10 - for fascia, #11 - for nailing to rafter, #12 - for nailing to sheeting, #30 - adjustable pitch for angled end rafters and fascia

* Note: Not all sizes are necessarily stocked in the colors and materials shown.


K-Gutter Exploded View




DESCRIPTION	Material				SIZES / NOTES
	Galvanized Steel	Mill Finished Alum.	Painted Aluminum	Copper	
1 K-Style Gutter					5", 6"
2 Square Corrugated Downspout					2"x3", 3"x4", 4"x5" - *
3 End Caps - Left or Right					5", 6" - *
4 End Section w/ Outlet					5"x3"
5 Slip Joint Connector					5" - *
6 90 Degree Box Miter - Outside or Inside					5", 6" - *
7 Elbows - A & B Style - Sq. Corr. & Plain Sq.					2"x3", 3"x4", 4"x5" - *
8 Outlet Tube - Oval, Square					2"x3", 3"x4" - *
9 Ferrule					5", 6" - *
10 Universal Band (may vary in appearance)					
11 Hidden Hanger w/ Screw					5", 6"
12 Conductor Bracket Downspout Hanger					2"x3", 3"x4"
13 Pop Rivets					A-42, A-44
14 Round Wire Strainer					3", 4"
15 Stamped Drives #0, #4, #6					#0 Masonry / #4, #6 Wood
16 Key Only					
17 Rack & Key Set					
18 Square Corrugated Cutoff w/ Diverter					2"x3", 3"x4"
19 Hinged Gutter Guard					5", 6"
20 Drop-In Gutter Guard					5", 6"

* Note: Not all sizes are necessarily stocked in the colors and materials shown.

Snow Retention Systems



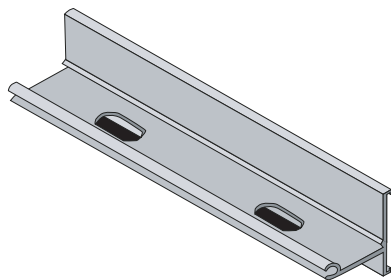


S-5!® ColorGuard®

- Mechanically attached with S-5!® clamps for a snow retention system that is warranted for the life of your roof (see www.s-5.com for warranty info.)
- The S-5!® clamp base can be fastened with the patented round-point setscrews for non-penetrating attachment to standing seam roofs, or can be screwed into an exposed fastener roof
- Not compatible with the S-5! Mini Clamps
- Easily retrofitted to existing roofs or incorporated into new construction
- Easy to install with common tools of the trade
- Online calculator at www.S-5.com/calculator

S-5!® ColorGuard® Rail

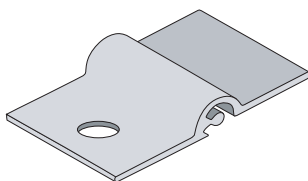
- Includes 1 splice collar
- Online calculator at www.S-5.com/calculator



Part#	Description	Length
SNGS5RAIL	S-5 ColorGuard Aluminum Rail - Unpunched	8'
SNGS5RAIL-PUNCHED	S-5 ColorGuard Aluminum Rail - Punched Every 4" On Center	8'

S-5!® VersaClip™

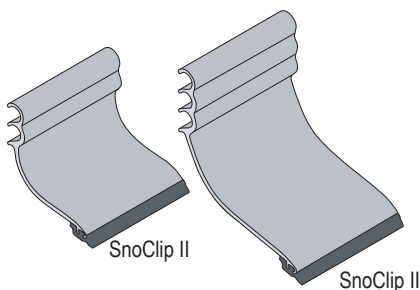
- Online calculator at www.S-5.com/calculator



Part#	Description
SNGS5CLIP	S-5 ColorGuard VersaClip

S-5!® SnoClip

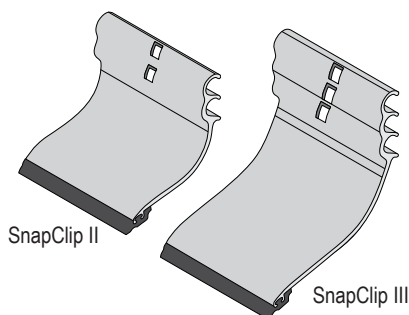
- The SnoClip II can be used on panels with ribs up to 1-3/4" high
- The SnoClip III can be used on panels with ribs up to 3" high
- Must be attached by sliding from end of rails before installation. Cannot be retrofitted.
- Online calculator at www.S-5.com/calculator




Part#	Description
SNGS5SCII	S-5 ColorGuard SnoClip II
SNGS5SHOE	S-5 ColorGuard SnoClip III

S-5!® SnapClip

- The SnapClip II can be used on panels with ribs up to 1-3/4" high
- The SnapClip III can be used on panels with ribs up to 3" high
- Can be retrofitted to existing ColorGuard assemblies.
- Online calculator at www.S-5.com/calculator

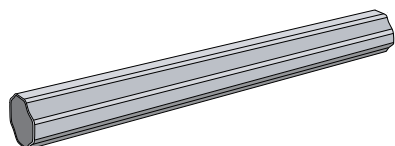


Part#	Description
SNGS5SCII-RETRO	S-5 ColorGuard SnapClip II
SNGS5SHOE-RETRO	S-5 ColorGuard SnapClip III



S-5!® X-Gard®

- The strongest snow retention system on the market
- A one or two pipe system that spans up to 48"
- The S-5!® clamp base mechanically attaches to standing seam with patented round-point setscrews that do not void the panel finish warranty, or can be screwed into an exposed fastener roof
- Not compatible with the S-5! Mini Clamps
- Can be installed any time of the year
- All related hardware is non-ferrous stainless steel for lasting performance

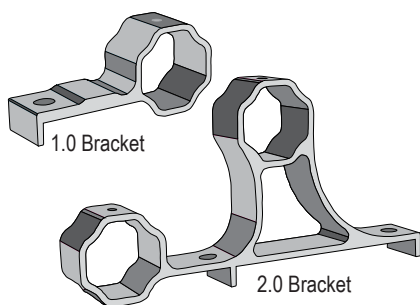


X-Gard Pipe

S-5!® X-Gard® Pipe

- Each pipe comes with 1 splice collar

Part#	Description	Size	Length
SNGS5XGNEX	S-5 X-Gard NeX Pipe	2"	8'
SNGS5XGENDCAP	S-5 X-Gard End Caps		



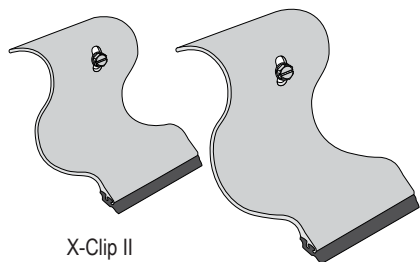
1.0 Bracket

2.0 Bracket

S-5!® X-Gard® Brackets

- Choose the X-Gard 2.0 for a double pipe system and 1.0 for a single pipe system

Part#	Description	Size
SNGS5XG1	S-5 X-Gard 1.0 Bracket for Single Pipe System	5.3" x 2.4" x 1.5"
SNGS5XG2	S-5 X-Gard 2.0 Bracket for Double Pipe System	11" x 5.75" x 1.5"



X-Clip II

X-Clip III

S-5!® X-Gard X-Clips

- Includes Screws

Part#	Description
SNGS5XGSGII	S-5 X-Gard X-Clip II
SNGS5XGSGIII	S-5 X-Gard X-Clip III



S-5!® DualGard™

- Mechanically attached with S-5!® clamps for a snow retention system that is warranted for the life of your roof (see www.s-5.com for warranty info.)
- The S-5!® clamp base can be fastened with the patented round-point setscrews for non-penetrating attachment to standing seam roofs, or can be screwed into an exposed fastener roof
- Designed for use with the S-5! Mini Clamps
- Easily retrofitted to existing roofs or incorporated into new construction
- Easy to install with common tools of the trade



S-5!® DualPipe

- Includes one 4" splice collar

Part#	Description	Size	Length
SNGS5D-PIPE	S-5 DualPipe	1"	8'



S-5!® DualGard Bracket

Part#	Description
SNGS5D-GARD	S-5 DualGard




S-5!® DualPipe End Cap and Collar

Part#	Description
SNGS5D-CAP	S-5 DualPipe End Cap and Collar - 4 pack



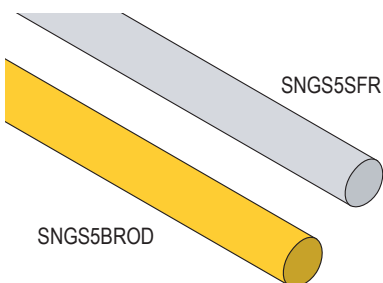
S-5!® Dual Clip

Part#	Description
SNGS5D-CLIPII	S-5 DualClip II
SNGS5D-CLIPIII	S-5 DualClip III



S-5!® SnoRail™ and SnoFence™

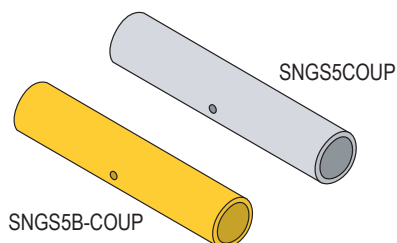
- The clean lines, cylindrical shapes and high-tech look of the SnoRail and SnoFence systems present an attractive solution to snow retention problems.
- Up to six times the strength of adhesively-mounted devices
- Mechanically attached with patented S-5-ASF and S-5-BSF brass or aluminum clamps
- Can be installed any time of the year
- All related hardware is non-ferrous stainless steel for lasting performance
- Available in Brass for copper batten or standing seam roofs and in aluminum/stainless steel for other standing seam roofing materials



S-5!® SnoRod

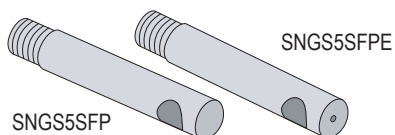
Use the stainless steel SnoRod inserted through the S-5-ASF clamps, placing it just above the panel seams for the S-5! SnoRail System. Add a second SnoRod through SnoPosts for a S-5! SnoFence system.

Part#	Description	Size	Length
SNGS5SFR	S-5 SnoFence Stainless Steel Rod	3/8"	12'
SNGS5BROD	S-5 SnoFence Brass Rod	3/8"	12'



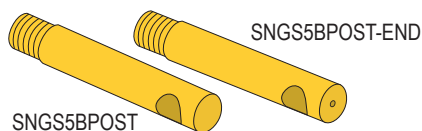
S-5!® SnoRod Coupling

Part#	Description	Size	Length
SNGS5COUP	S-5 Aluminum Coupling for SnoRail/SnoFence	3/8"	2.8"
SNGS5B-COUP	S-5 Brass Coupling for SnoRail/SnoFence	3/8"	2.8"

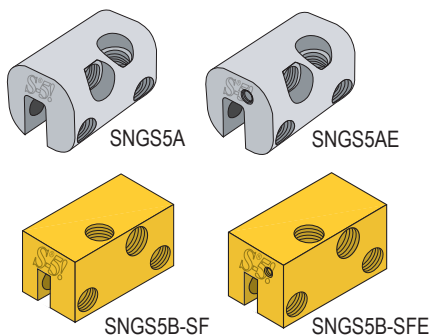


S-5!® SnoPost

- Used when adding a second SnoRod for an S-5! SnoFence System
- End Post includes hole for setscrew to prevent the SnoRod from sliding



Part#	Description	Length
SNGS5SFP	S-5 SnoFence Stainless Steel Post	2.8"
SNGS5SFPE	S-5 SnoFence Stainless Steel End Post	2.8"
SNGS5BPOST	S-5 SnoFence Brass Post	2.8"
SNGS5BPOST-END	S-5 SnoFence Brass End Post	2.8"



S-5-ASF Clamp/S-5-AE Clamp

- End Clamp includes hole for setscrew to prevent the lateral movement

Part#	Description	Size
SNGS5A	S-5 Aluminum Clamp for SnoRail/SnoFence	1.22" x 1.22" x 1.85"
SNGS5AE	S-5 Aluminum End Clamp for SnoRail/SnoFence	1.22" x 1.22" x 1.85"
SNGS5B-SF	S-5 Brass Clamp for SnoRail/SnoFence	1.22" x 1.22" x 1.85"
SNGS5B-SFE	S-5 Brass End Clamp for SnoRail/SnoFence	1.22" x 1.22" x 1.85"



AlumiCast Rib-Mounted Snow Guard

- Cast aluminum snow guard with arched base
- The perfect snow guard for continuous corrugated panels and other rib mounted snow retention solutions

Part#	Description	Size
SNGA	AlumiCast Rib Mounted Snow Guard	5" x 2.5" x 3"



Snow Defender™ 4500 Snow Guard

- Designed for exposed fastener panels like the ABM Panel
- Must be screwed into 2x4 purlins in the flat position
- Made with 16 Gauge type 304 stainless steel that will never rust
- EPDM rubber sealer saves time because no caulk is needed
- Powder coated for a long-lasting colored finish
- Online calculator at www.snowdefendercalculator.com

Part#	Description	Size
SNGSSRcc	Snow Defender 4500 - Stainless Steel with Rubber Seal	4" x 3" x 3"



Snow Defender™ 6500 Snow Guard

- Designed for standing seam panels like the ABSeam Panel
- Fits ribs up to 3/8" wide and 1" to 1-3/4" high
- Made with 16 Gauge type 304 stainless steel that will never rust
- It pinches, but does not penetrate the metal panel
- Powder coated for a long-lasting colored finish
- Online calculator at www.snowdefendercalculator.com

Part#	Description	Size
SNGSDcc	Snow Defender 6500 - Stainless Steel with Setscrews	5.5" x 3" x 3.5"



Snow Defender™ 7500 DECO Snow Guard - Special Order

Introducing the SnowDefender 7500 DECO. Based on the design of the popular SnowDefender 6500, this color matched, 304 Stainless Steel model has the more traditional, historic look of a cast snow guard. The decorative cutouts are embossed for increased strength and the proven attachment method using set screws mean the SnowDefender 7500 Deco will last the life of your roof.

Part#	Description	Size
SNGSDSODECO	Special Order Snow Defender 7500 DECO with Setscrews	5.5" x 3.25" x 3.5"



Snow Defender™ Plastic Snow Guards

- Polycarbonate Lexan 103-112 (3/16" thick)
- UV stable and very strong
- Mount with screws or adhesive
- Attach with Surebond High Strength Adhesive
- Online calculator at www.snowdefendercalculator.com

Part#	Description	Size
SNGBUSTER	Snow Defender Buster - Clear Polycarbonate Snow Guard	5" x 3" x 3"
SNGPC240	Snow Defender PC240 - Clear Polycarbonate Snow Guard	3" x 2.5" x 4.125"



Berger #1 Snow Guard

- Designed for standing seam panels

Part#	Description
SNGGS	Berger #1 Snow Guard - Malleable Iron



Berger #2 Snow Guard

- Made from Malleable Iron
- Comes with long shank for slate roofs

Part#	Description
SNGG	Berger #2 Snow Guard Assembly w/ Long Shank for Slate Roofs



Berger AP-400 Snow Guard

- Designed for standing seam panels with ribs up to $\frac{3}{8}$ " wide and 2" high
- Non-penetrating setscrews that do not restrict thermal movement

Part#	Description
SNGAP400	Berger AP-400 Snow Guard - Mill Finish Cast Aluminum



Berger RT-300 Snow Guard

- Designed for standing seam panels with ribs up to 1" high
- Non-penetrating setscrews that do not restrict thermal movement

Part#	Description
SNGRT300M	Berger RT300 Snow Guard - Mill Finish Cast Aluminum



Berger #100 Snow Guard

- Comes with long shank for slate and shingled roofs or without the shank for metal roofs
- Can be installed without removing shingles


Part#	Description
SNGSLC	Berger #100 Snow Guard Assembled w/ Long Shank - Copper
SNGSL	Berger #100 Snow Guard Assembled w/ Long Shank - Stainless Steel
SNGC	Berger #100 Snow Guard Shoe for Metal Roof - Copper
SNGSTS	Berger #100 Snow Guard Shoe for Metal Roof - Stainless Steel



Berger RT Clear Surface Mount Snow Guard

- Attach with Surebond High Strength Adhesive

Part#	Description
SNGPBP	Berger RT Clear Surface Mount Snow Guard



Berger RT Clear Surface Mount Structural Rib Snow Guard

- Attach with Surebond High Strength Adhesive

Part#	Description
SNGPRT	Berger RT Clear Surface Mount Structural Rib Snow Guard




Superbond High Strength Adhesive for Plastic Snow Guards

- 2000 psi sheer tensile strength after 25 days of 50° F or warmer temperature cure time

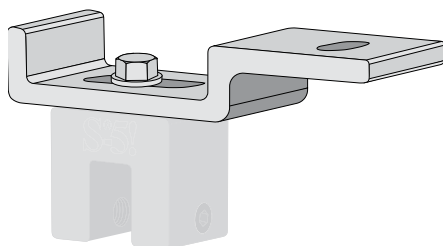
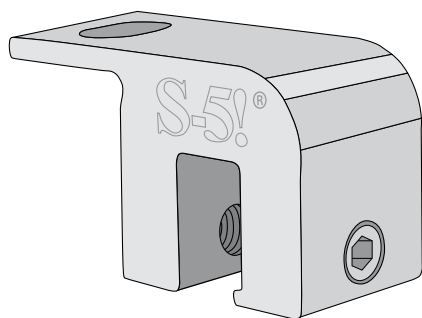
Part#	Description
SNGGE	Berger Surebond Everseal High Strength Adhesive for Snow Guards

S-5!® Clamps





COMPONENTS SOLD SEPARATELY



S-5!® Utility System

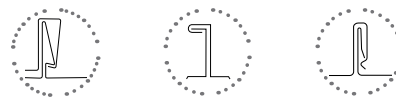
The S-5!® Utility System is the most versatile utility mounting solution for standing seam metal roofs, and is exclusively from S-5!. The Utility System enables easy attachment of almost any conceivable utility application, including: signs, banners, light fixtures, gas piping, antennas, roof walkways, HVAC equipment, lightning protection systems, condensate lines, stack/flue bracing, fascias, equipment screens, electrical conduit, antennas, cabling, and more.

Part#	Description	Length
SNGS5DGS	S-5 Dual Grip Strut	8'
SNGS5SQNUT	S-5 5/16-18 Square Stainless Steel Nut	

S-5-USF

The S-5-USF Mini clamp is a mini clamp with a flange, increasing the ease with which some ancillaries, such as the Utility System, can be attached. The S-5-USF fits 85% of U.S. standing seam profiles including most snap-together and machine-folded seams.

Fits these roof seams:

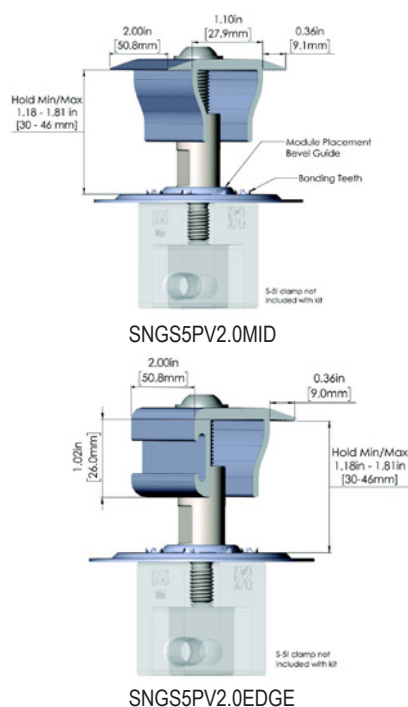


Part#	Description
SNGS5USF	S-5-USF Flange Mini Clamp

S-5-FA

If the metal roof profile isn't compatible with the three flanged clamps mentioned before (i.e. S-5-USF), the Utility System can utilize the S-5-FA with the appropriate S-5! clamp to quickly provide a flanged component to any of the other S-5! mini clamps.

Part#	Description
SNGS5FA	S-5 Flange Adapter



S-5-PV Kit 2.0

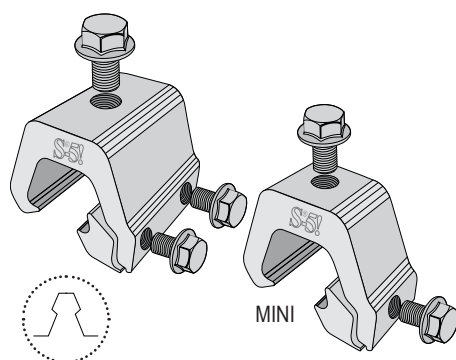
The PV Kit 2.0 is compatible with most common metal roofing materials, including copper. The Module Placement Bevel Guide makes the module placement easier. The mounting disk is multi-directional and rails are not required. The PV grab ears, holding the solar panels in place, are broader to allow for ease of installation and precise module engagement.

Accommodating module thicknesses between 33 and 46mm, the PV Kit 2.0 fits the majority of solar panels on the market. Using the S-5! mini clamps, it fits most standing seam metal roofs. When paired with other S-5! products, the PV Kit 2.0 and EdgeGrab or MidGrab will also work on most exposed fastener including corrugated metal roofs. The MidGrab is designed to fit mid conditions (two adjacent panels), while the new EdgeGrab is designed specifically for end conditions.

Part#	Description
-------	-------------

SNGS5PV2.0MID	S-5 Solar Panel Clip Kit 2.0 PV Kit
---------------	-------------------------------------

SNGS5PV2.0EDGE	S-5 Solar Panel Clip Kit 2.0 PV Edge Grab
----------------	---



S-5-K Grip

The S-5-K Grip™ clamp was specifically developed to fit Klip-Rib® and other bulb snap-together seams. The design utilizes multiple inserts (sold separately) in order to accommodate a variety of bulb snap-together profiles. The S-5-K Grip eliminates the large moment arm other attachment products use for these profiles.

Note: The Mini version of this component is not designed for most snow retention.

Part#	Description
-------	-------------

SNGS5KGRIP	S-5-K Grip (3) 8 MM bolts included
------------	------------------------------------

SNGS5KGRIP-MINI	S-5-K Grip Mini (2) 8 MM bolts included
-----------------	---

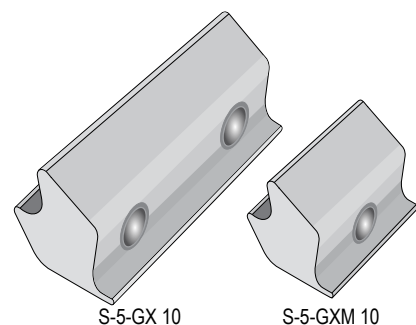
S-5-K Grip Inserts

Each S-5-K Grip insert has a unique shape that allows for a tight fit and provides increased holding strength over other attachment options. S-5-K Grip inserts are sold separately from S-5-K Grip camps.

Part#	Description
-------	-------------

SNGS5GX-10	GX 10 insert for K Grip clamp
------------	-------------------------------

SNGS5GXM-10	GXM-10 insert for K Grip mini Clamp
-------------	-------------------------------------



CorruBracket™ 100T

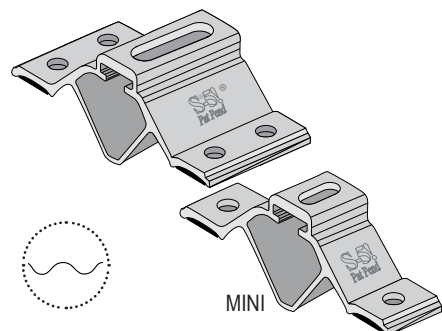
The S-5!® CorruBracket™ 100T is designed specifically for corrugated roofing profiles that are common in North America. CorruBracket 100T mounts directly into the crest of the corrugation, straddling the valley. The slotted top hole, which accommodates standard M8 nuts and bolts, simplifies alignment and maximizes flexibility in attaching ancillaries.

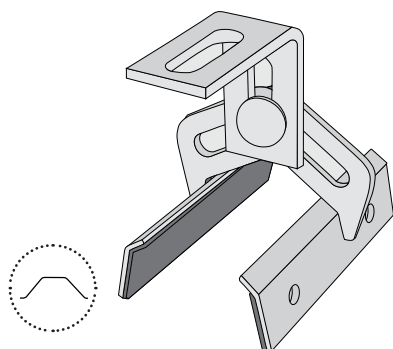
Note: The Mini version of this bracket is not designed for most snow retention.

Part#	Description
-------	-------------

SNGS5CB100T	CorruBracket™ 100T top mount
-------------	------------------------------

SNGS5CB100T-MINI	CorruBracket™ 100T- mini top mount
------------------	------------------------------------



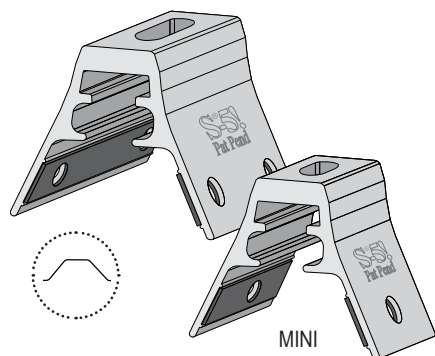


S-5!® ProteaBracket™

ProteaBracket™ is the most versatile exposed-fastened metal roof attachment solution on the market, fitting most trapezoidal sheet profiles with and without intermediate insulation. The all-aluminum construction features an adjustable attachment base and multiple solar module attachment options to accommodate varying widths and heights. There are no messy sealants to apply and no chance for leaks; the ProteaBracket comes with factory-applied adhesive rubber sealant to ensure quick installation and a weather-proof fit.

Part#	Description
-------	-------------

SNGS5PROTEA	S-5 Proteabacket - with Mounting Screws and Bolt/Washer Included
-------------	--



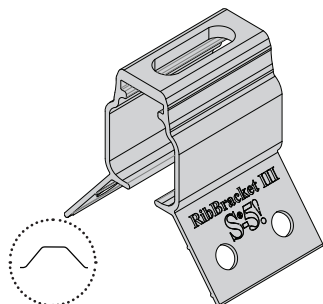
S-5!® RibBracket™

RibBracket™ can be used to mount almost anything onto the most common exposed-fastened, trapezoidal roof profiles marketed in North America today. RibBracket is the perfect match for our S-5-PV Kit, or any other ancillary application, and eliminates worry about cold bridging! RibBracket is extremely economical and facilitates quick and easy installation. The slotted top hole, which accommodates standard M8 nuts and bolts, simplifies alignment and maximizes flexibility in attaching ancillaries.

Part#	Description
-------	-------------

SNGS5RB	S-5 Rib Bracket (4 screws & 8mm nut included)
---------	---

SNGS5RB-MINI	S-5 Rib Bracket Mini (2 screws and a M8 flange nut include)
--------------	---

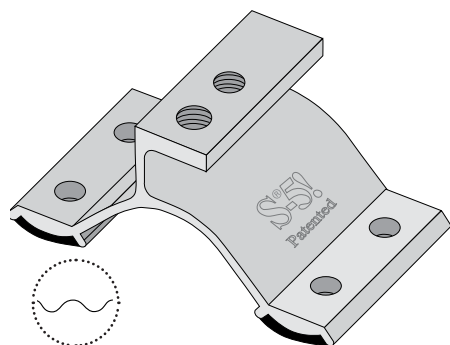


S-5!® RibBracket III

RibBracket III supports trapezoid roof profiles with various dimensions. The flex-to-fit legs ensure the proper fit on a range of profiles. RibBracket III is versatile, reliable, and a smart solution for pairing our PV Kit, EdgeGrab, and third-party rails for your exposed-fastened trapezoidal metal roof.

Part#	Description
-------	-------------

SNGS5RBIII	S-5 Rib Bracket III (4 screws & 8mm nut included)
------------	---

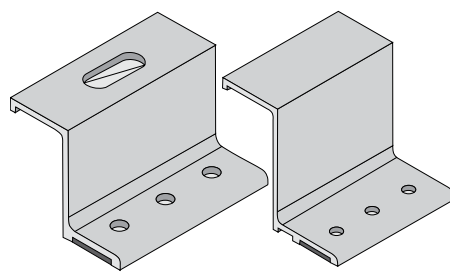


S-5!® CorruBracket™

The S-5!® CorruBracket™ can be used to mount almost anything to corrugated metal roofing. CorruBracket is compatible with 7/8" and 3/4" U.S. corrugated profiles. No messy sealants to apply! No chance for leaks! The CorruBracket comes with factory-applied butyl sealant already in the base, and the S-5!-patented reservoir conceals the sealant from UV exposure, preventing UV degradation.

Part#	Description
-------	-------------

SNGS5CB	S-5 CorruBracket
---------	------------------



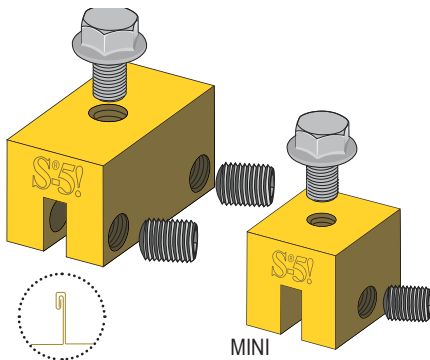
S-5!® VersaBracket-47™ and VersaBracket-67™

To accommodate various rib heights, VersaBracket™ comes in two heights. VersaBracket can be used to mount almost anything to an exposed-fastened roof system and is compatible with almost any trapezoidal, exposed-fastened profile. No messy sealants to apply! No chance for leaks! The VersaBracket comes with factory-applied butyl sealant already in the base, and the S-5!-patented reservoir conceals the sealant from UV exposure, preventing UV degradation.

Part#	Description
-------	-------------

SNGS5BRKT	Versabacket-47 (To Mount ColorGard To 3' Panels Max 1-3/8" High)
-----------	--

SNGS5BRKT67	Versabacket-67 (To Mount ColorGard To 3' Panels Max 2-5/8" High)
-------------	--

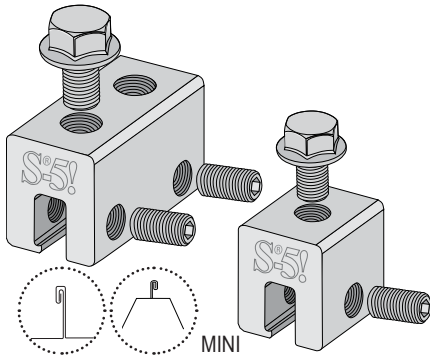


S-5-B

The S-5-B clamp allows architects to maintain the beautiful appearance of their copper roofing. The brass clamp fits either traditional standing or batten seams.

Note: The Mini version of this clamp is not designed for most snow retention.

Part#	Description
SNGS5B	S-5-B for Vertical Or Horizontal Seam Profiles Max .40" Thick
SNGS5B-MINI	S-5-B Mini for Vertical Or Horizontal Seam Profiles Max .40" Thick

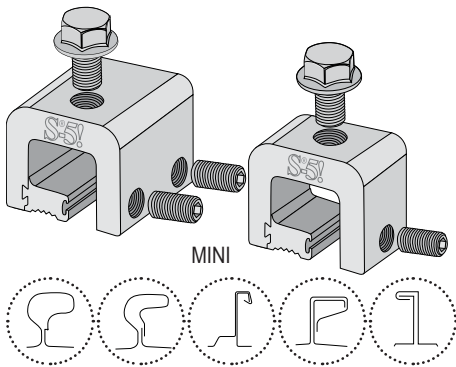


S-5-E

The S-5-E is designed specifically for double-folded standing seam roofs that are so popular in Europe (and in the U.S.). The S-5-E is a bit smaller and less expensive than the S-5-U, but every bit as strong. It also fits Butler's MR-24®.

Note: The Mini version of this clamp is not designed for most snow retention.

Part#	Description
SNGS5E	S-5-E Clamp Use For Mechanically Seamed Panels
SNGS5E-MINI	S-5-E-Mini Clamp Use For Mechanically Seamed Panels

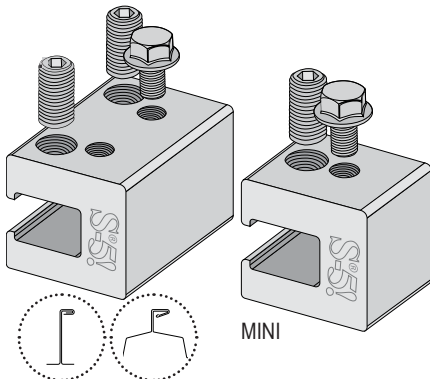


S-5-H

The S-5-H clamp was specifically developed to accommodate metal roof panels with a horizontal seam. The clamp's unique two-piece design allows for attachment anywhere along the length of the rib, making installation fast and easy!

Note: The Mini version of this clamp is not designed for most snow retention.

Part#	Description
SNGS5H	S-5-H Clamp
SNGS5H-MINI	S-5-H Clamp Mini

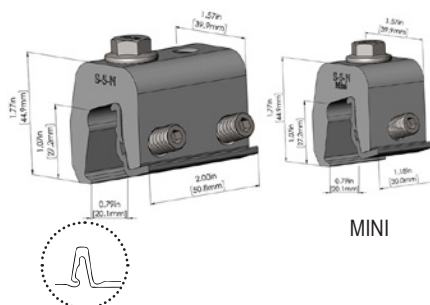


S-5-H90

The S-5-H90 is a one-piece clamp that was developed to securely and cost-effectively accommodate metal roof panels with a horizontal seam greater than 0.65".

Note: The Mini version of this clamp is not designed for most snow retention.

Part#	Description
SNGS5H90	S-5-H90 Universal Clamp
SNGS5H90-MINI	S-5-H90 Mini Universal Clamp

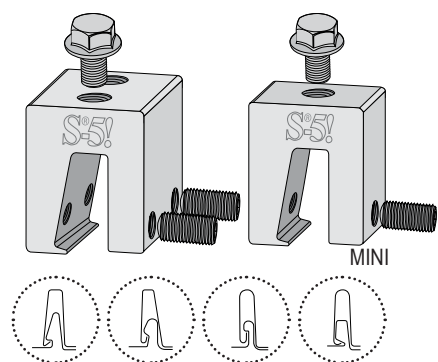


S-5-N

The new design features an innovative insert that ensures a superior fit whether placed on older profiles or new and wider nail strip profiles. The redesign of the clamps fits the popular 1" nail strip metal roof profiles. It features angled setscrews for easier installation with no special tools required.

Note: S-5! Mini clamps should not be used with S-5! SnoRail™/SnoFence™ or ColorGard® snow retention systems.

Part#	Description
SNGS5N	S-5-N Clamp - Nail Strip Panel Clamp
SNGS5N-MINI	S-5-N Mini Utility Clamp - Nail Strip Panel Clamp

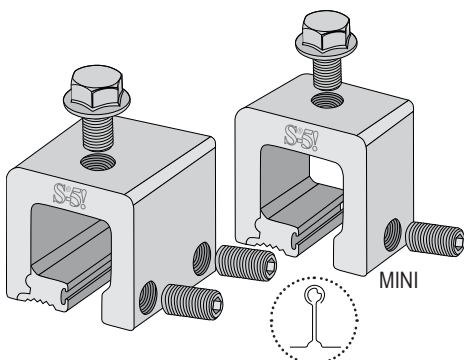


S-5-N 1.5

The S-5-N 1.5 clamp was designed for application on popular 1.5" nail strip metal roof profiles. An angled wall with a nose permits the S-5-N 1.5 to engage the triangle-type profiles during the installation process, and a wider throat accommodates most nail strip profiles. The combination of these two features allows the S-5-N 1.5 clamp to sit straighter on the seam.

Note: The Mini version of this clamp is not designed for most snow retention.

Part#	Description
SNGS5N1.5	S-5-N 1-1/2" Clamp - For Standing Seam
SNGS5N1.5-MINI	S-5-N 1-1/2 Mini Clamp - For Standing Seam

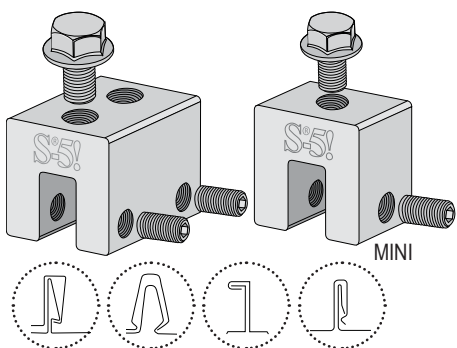


S-5-Q

The S-5-Q clamp was developed to accommodate metal roof panels having a large, round "bulb" seam configuration up to 29 mm. It will also fit smaller bulb-shaped profiles that were not seamed correctly, allowing the seam to be utilized without modification.

Note: The Mini version of this clamp is not designed for most snow retention.

Part#	Description
SNGS5Q	S-5-Q Clamp - 2 Piece Clamp For Standing Seam
SNGS5Q-MINI	S-5-Q Mini Clamp - 2 Piece Clamp For Standing Seam

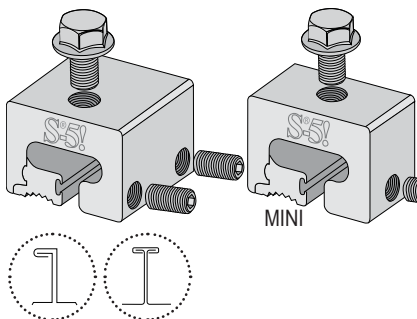


S-5-S

The S-5-S clamp is an extraordinarily versatile clamp. It was created for popular snap-together profiles — including residential profiles. The S-5-S or S-5-S Mini can be used on horizontal seams under 0.54" to avoid field crimping the seam.

Note: The Mini version of this clamp is not designed for most snow retention.

Part#	Description
SNGS5S	S-5-S Universal Clamp - Without Bottom Lip
SNGS5S-MINI	S-5-S Mini Utility Clamp - Without Bottom Lip

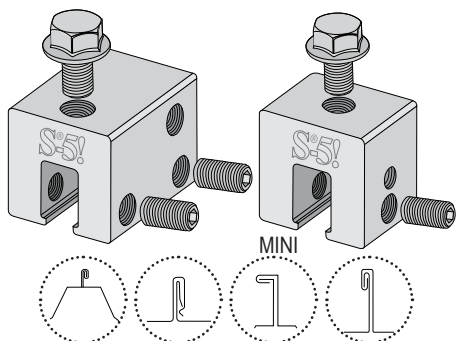


S-5-T

The S-5-T was specially developed to fit certain profiles having a T-shaped seam configuration. Its two-piece design allows it to be easily installed anywhere along the length of the panel seam, and also works on architectural "angle-seam" or "single-folded" paneling.

Note: The Mini version of this clamp is not designed for most snow retention.

Part#	Description
SNGS5T	S-5-T Clamp
SNGS5T-MINI	S-5-T Mini Utility Clamp

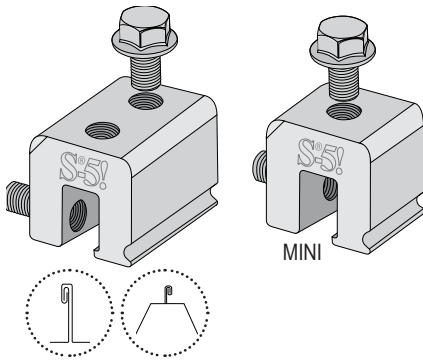


S-5-U

The S-5-U is by far our most popular and versatile clamp. It fits about 85% of the standing seam profiles manufactured in North America — including most structural and many popular architectural profiles. The S-5-U can be used on vertically-oriented seams and, by rotating the clamp 90°, it can also be used on most horizontal 2" seam profiles.

Note: The Mini version of this clamp is not designed for most snow retention.

Part#	Description
SNGS5U	S-5-U Universal Clamp
SNGS5U-MINI	S-5-U Mini Utility Clamp

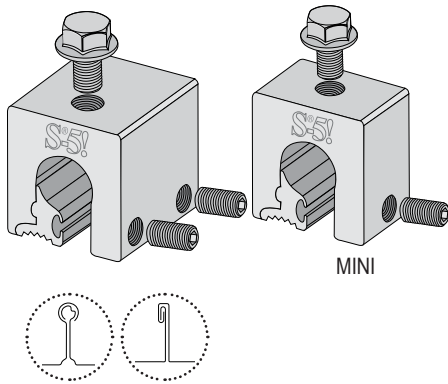


S-5-V

The S-5-V clamp is a versatile clamp that fits vertical-folded seam profiles including most structural and architectural profiles. Its simple design and generous dimensioning are what make the S-5-V clamp so versatile for use with the S-5!® snow retention products, such as ColorGard®, as well as with other heavy-duty applications.

Note: The Mini version of this clamp is not designed for most snow retention.

Part#	Description
SNGS5V	S-5-V Vertical Clamp, With one Bottom Lip
SNGS5V-MINI	S-5- V-Mini Vertical Clamp

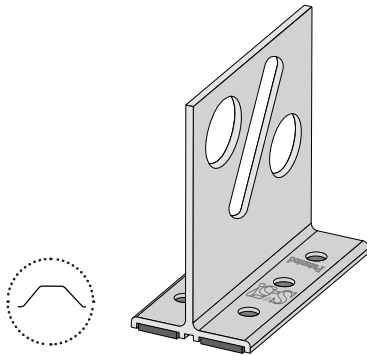


S-5-Z

The S-5-Z clamp is specially designed to fit Zip-Rib®, Kalzip®, and similar profiles that have a round “bulb” seam configuration. Its two-piece clamp design allows it to be easily installed anywhere along the length of the rib.

Note: The Mini version of this clamp is not designed for most snow retention.

Part#	Description
SNGS5Z	S-5-Z Clamp - 2 Piece Clamp For Standing Seam
SNGS5Z-MINI	S-5-Z Clamp Mini Utility 2 Piece Clamp For Standing Seam



S-5!® VersaGard™

The S-5!® VersaGard™ is a strong, versatile, and affordable exposed-fastened solution for mounting snow retention and solar panels to almost any trapezoidal, exposed-fastened profile. VersaGard can be installed parallel (for snow retention or PV installations) or perpendicular to the rib (for PV installations). While the circular holes in the vertical part of the bracket support 1” pipes, the diagonal slot provides flexible support for PV installations via the use of 3/8”, M8, or M10 bolts.

Part#	Description
SNGS5VG	S-5 VersaGard Bracket

Product Index

A

AB35 Ridge Vent.....	54
ABM Panel - 26 Gauge Textured AZ50 Galvalume.....	7
ABM Panel - 28 Gauge AZ50 Galvalume.....	7
ABM Panel - 28 Gauge G-100 Galvanized.....	6
ABM Panel - 28 Gauge Perforated.....	7
ABM Panel - 28 Gauge Seconds.....	7
ABSeam Panel - 16 oz Copper.....	11
ABSeam Panel - 24 Gauge AZ50 Galvalume.....	10
ABSeam Panel - 26 Gauge Textured AZ50 Galvalume.....	11
Ag-Tuf.....	59
AJ 5100 Series White Commercial Steel Doors.....	155
AJ Ceiling Access Door.....	155
AJ R51 Series White Steel Doors.....	155
AlumiCast Rib-Mounted Snow Guard.....	218
Aluminum Railing - American Series.....	126
Aluminum Slant Back Roof Louver.....	70
Aluminum Soffit.....	96
A Panel - 26 Gauge AZ50 Galvalume.....	13
Asphalt Shingles	
Aluminum Drip Edge.....	70
Aluminum Slant Back Roof Louver.....	70
Bullet Boot.....	71
Electro-Galvanized Roofing Coil Nails.....	70
Lomanco Lo-Omniroll Shingle Vent.....	69
Nevercaulk Residential Roof Flashing.....	71
Oatey Roof Flashing.....	71
Perma-Boot® Roof Flashing - Retrofit.....	71
Plastic Roof Louver.....	70
Roof Saver Cobra Vent.....	69
Step Flashing.....	70
Tamko® Heritage Lifetime Laminated Shingles.....	69

B

Baffles	
Accuvent Attic Vent Baffle.....	188
Durovent Attic Vent Baffle.....	188
Black Rubber Roofing - Weatherbond.....	73
Boral® Versetta Stone.....	98
Boral Poly Ash Truexterior Trim Boards.....	108
Brakes.....	28
Angle and Trim Cutter.....	29
Coil Cradle and Dispenser.....	29
Industrial Metal Master Brake.....	28
Leg Kit.....	29
Metal Master Brake.....	28
Trim-A-Brake II.....	28
TrimCutter.....	28
TrimMaster Mark II.....	28
UniLeg.....	29
UniStand.....	29
Wheel Kit.....	29
Bullet Boot.....	71

C

Camo Deck Screws - National Nail.....	122
Camo Drive Deck Fastening Tool Attachment.....	123
Cannonball Fiberglass Door - #52.....	154
Cannonball Steel Door - #1734.....	154
Caulk	
2300 Construction Triopolymer Sealant.....	38
2320 Construction Triopolymer Narrow Seam Sealant.....	39
4500 Roof Bonding Sealant.....	40
8150 100% Silicone High Performance Neutral Cure.....	41
8150 Skylight Caulk.....	66
Lexel.....	42
RP-400® Plastic Wet-Dry Surface Roof Cement.....	41
Superbond High Strength Adhesive.....	220
Celect Cellular Composite Siding.....	99
Closures	
Em-Seal Closure.....	52

Foam Closure Strips.....	53
Coil Cradle and Dispenser.....	29
Coil Stock.....	20
Collated Deck Fasteners.....	123
Composite Decking	
Fiberon® Good Life Composite Deck Board.....	125
Fiberon® Horizon Composite Deck Board.....	125
Concrete	
Concrete and Masonry Sealer.....	193
Concrete Block.....	192
Concrete Expansion Joint.....	193
Concrete Form Pins.....	192
Concrete Mix.....	190
Concrete Pole Pills.....	192
Concrete Rebar.....	191
Concrete Rebar Cap.....	192
Concrete Rebar Wire Chairs.....	191
Concrete Rebar Wire Tie.....	191
Concrete Wire.....	191
DryLok Masonry Waterproofing.....	193
Fast-setting.....	190
Mason Type S.....	190
Portland Cement.....	190
Sonotube.....	193
Wire Tie Twister.....	191
Concrete Block.....	192
Concrete Screw.....	120
Copper Pop Rivets.....	36
Crimper	
Hand Crimper - Wiss.....	25
Single Crimper - Malco.....	23
Cupola	
16" Cupola.....	141
24" Cupola.....	141
36" Cupola.....	141
48" Cupola.....	141
Replacement Cupola Cap.....	141

D

Deck Fasteners	
Camo Deck Screws - National Nail.....	122
Camo Drive Deck Fastening Tool Attachment.....	123
Collated Deck Fasteners.....	123
Edge Clip Hidden Deck Fasteners.....	123
EdgeXClip Hidden Deck Fasteners.....	123
Tan Deck Screws - PrimeGuard Plus.....	122
Tiger Claw Hidden Deck Fastener.....	122
Tiger Claw Pneumatic Gun.....	122
Tiger Claw Pneumatic Screws.....	122
Decking	
Aluminum Railing - American Series.....	126
Fiberon® Good Life Composite Deck Board.....	125
Fiberon® Horizon Composite Deck Board.....	125
Secondary Handrail - 1-1/2" White Aluminum.....	127
Treated Wood Balusters.....	131
Treated Yellow Pine Deck Boards.....	131
Vinyl Railing - 3000 Series.....	129
Double Bubble Insulation.....	184
Double-Hung Vinyl Window.....	150
Drip Edge	
Aluminum Drip Edge.....	70
Drywall	
Dry Dex Drywall Compound.....	114
Drywall Corner Bead.....	111
Drywall Inside Corner.....	111
Drywall Knife.....	113
Drywall Pole Sander.....	113
Drywall Rasp.....	113
Drywall Ribbon Blade.....	113
Drywall Roll Lifter.....	113
Fibafuse Drywall Seam Tape.....	112
Fiberglass Drywall Seam Tape.....	112

Lightweight Drywall Compound.....	114
Light-Weight Ready Mixed Joint Compound.....	114
Metal Drywall Corner Bead.....	111
Metal Drywall Seam Tape.....	112
Mid-Weight Ready Mixed Joint Compound.....	114
Mold-Resistant Drywall Seam Tape.....	112
National Gypsum Gold Bond Fire Resistive Drywall.....	110
National Gypsum Gold Bond High Strength LITE Drywall ..	110
National Gypsum Gold Bond Moisture & Mold Resistant Drywall.....	110
Paper and Co-polymer Drywall Corner.....	111
Paper Drywall Seam Tape.....	112
Plaster of Paris.....	115
Presto Patch Compound.....	115
Primer Joint Compound.....	115
Ready Mixed Joint Compound.....	114
Vinyl Drywall Compound.....	115
Vinyl Drywall Corner Bead.....	111
Walboard Joint Compound.....	115
DuPont® Roof Protector.....	81
Dutch Door	
Aluminum Dutch Door.....	139
Aluminum Split Slider Dutch Door - Special Order.....	139
Steel Dutch Door.....	139

E

Edge Clip Hidden Deck Fasteners.....	123
EdgeXClip Hidden Deck Fasteners.....	123
Elephant Skin Synthetic Roofing Underlayment.....	81
Em-Seal Closure.....	52
Entry Door	
AJ 5100 Series White Commercial Steel Doors.....	155
AJ Ceiling Access Door.....	155
AJ R51 Series White Steel Doors.....	155
Bulb Style Weatherstrip.....	158
Cannonball Fiberglass Door - #52.....	154
Cannonball Steel Door - #1734.....	154
Door Hardware.....	159
Door Sweep.....	158
Grizzly 6 Panel Pre Hung Door with Vinyl Jamb.....	153
Grizzly 9 Lite Pre Hung Door with Vinyl Jamb.....	153
Header Snap Cap.....	158
Interior Sliding Door - N186-960 and N186-966.....	157
Interior Sliding Door - N186-962.....	157
Everdrain Skylight.....	65
Extreme Angle Roof Boot.....	48

F

Fasteners	
Camo Deck Screws - National Nail.....	122
Collated Deck Fasteners.....	123
Concrete Screw.....	120
Copper Pop Rivets.....	36
Edge Clip Hidden Deck Fasteners.....	123
EdgeXClip Hidden Deck Fasteners.....	123
GRK Structural Screws.....	117
Hand Pop Riveter.....	36
Headlok Flathead Screws - FastenMaster.....	117
Insulation Fasteners.....	78
LedgerLOK Screws - FastenMaster.....	118
M12 Rivet Tool.....	36
Nail Replacement Screw.....	34
Pancake Screw.....	34
Polycarbonate Screws.....	66
Sleeve Anchor - Zinc.....	121
Stainless Steel Pop Rivets.....	36
Stainless Steel Trim Nails.....	35
Stainless Steel Zip Screws.....	35
SteelBinder.....	33
Tan Deck Screws - PrimeGuard Plus.....	122
ThruLOK Screw Bolt Fastening System - FastenMaster.....	119
Tiger Claw Hidden Deck Fastener.....	122

TimberLOK Heavy-Duty Screws - FastenMaster.....	118
Titen Heavy-Duty Concrete Anchor.....	120
Wedge Anchor - Galvanized.....	120
Wedge Anchor - Stainless.....	120
Wedge Anchor - Zinc.....	121
White Eclipse Pan Head Screw.....	34
WoodBinder.....	31
ZXL WoodBinder.....	32
Fibron® Good Life Composite Deck Board.....	125
Fibron® Horizon Composite Deck Board.....	125
Flashing Tape	
Peal & Seal.....	82
Tyvek® Flashing Tape.....	82
Tyvek® FlexWrap Flashing Tape.....	82
Tyvek® House Wrap Tape.....	82
Window Wrap Flashing Tape.....	82
Foam Closure Strips.....	53
Folding Tool	
Folding Tool - Midwest.....	27
Folding Tool - Wiss.....	27
FRP/Glassboard.....	61
FRP/Glassboard Adhesive.....	63
FRP/Glassboard Plastic Pop Rivets.....	63

G

Garage Doors	
4200 Series Garage Door (non-stock).....	167
5500 Series Garage Door - Stocked.....	165
7200 Series Garage Door (non-stock).....	166
Vinyl Door Stop.....	167
Georgia Pacific® Shadow Ridge - Vinyl.....	93
Georgia Pacific® - Special Order.....	95
Glassboard	
FRP/Glassboard - A Grade.....	61
Grizzly 6 Panel Pre Hung Door with Vinyl Jamb.....	153
Grizzly 9 Lite Pre Hung Door with Vinyl Jamb.....	153
GRK Structural Screws.....	117
Gutter	
5 oz. Pliogrip Seam Sealer Tube.....	204
#6 Copper Shank.....	207
#6 Drive.....	203
#6 Shank.....	198
#8 Shank.....	198
#10 Combination Hanger.....	197
#10 Copper Shank.....	207
#10 Shank for Fascia.....	198
#11 Copper Shank.....	207
#11 Shank for Nailing to Exposed Rafter.....	198
#12 Copper Shank.....	208
#12 Shank for Nailing to Sheeting.....	198
#30 Copper Shank.....	208
#30 Shank.....	199
Aluminum Pop Rivets.....	204
Brass Nuts & Bolts.....	209
Brass Spring Clip.....	209
Copper #6 Drive.....	208
Copper #10 Combination Hanger.....	207
Copper Downspout.....	206
Copper Elbows.....	206
Copper End Caps for Half Round Gutter.....	205
Copper Funnel.....	206
Copper Gem Circle.....	207
Copper Half Round Gutter.....	205
Copper Masonry & Wood Drives.....	208
Copper Miters for Half Round Gutter.....	205
Copper Pop Rivets.....	209
Copper Rack & Brass Key.....	206
Copper Round B-Style Outlet.....	206
Copper Round Wire Strainer.....	205
Copper Shank Extension.....	208
Copper Slip Joint for Half Round Gutter.....	205
Cut Off Diverter for K-Gutter.....	200
Drop-in Gutter Guard.....	210
End Cap for Half Round Gutter.....	199
End Cap for K-Gutter.....	199
End Piece for Half Round Gutter.....	201

End Piece for K-Gutter.....	201
Extension Shank.....	199
Ferrule.....	197
Gem Circle for Half Round Gutter.....	197
Half Round Gutter.....	195
Hidden Hanger for K-Gutter with 1/4" Screw.....	197
Hinged Gutter Guard.....	210
Inside Miter for Half Round Gutter.....	200
Inside Miter for K-Gutter.....	200
K-Style Gutter.....	195
Leaf Relief Gutter Guard.....	210
Masonry & Wood Drives.....	203
Nuts & Bolts.....	204
Outside Miter for Half Round Gutter.....	200
Outside Miter for K-Gutter.....	200
Oval Funnel.....	201
Pipe Clip.....	203
Pop Rivet Round Outlet.....	202
PVC Splash Blocks.....	204
Rack & Key.....	203
RayTec Gutter Guard.....	210
Rectangle Corrugated Downspout.....	195
Rectangle Corrugated Elbow.....	196
Round Corrugated Downspout.....	195
Round Corrugated Elbow.....	196
Slip Joint for Half Round Gutter.....	201
Slip Joint for K-Gutter.....	201
Spring Clip.....	204
Stamped Round Sickle Hook.....	203
Universal Conductor Band.....	204
Wide Flange B-style Outlet.....	202
Wide Flange Pop Rivet Oval Outlet.....	202
Wide Flange Round Outlet.....	202
Wire Strainers.....	204

H

Half Round Gutter.....	195
Hand Pop Riveter.....	36
Headlok Flathead Screws - FastenMaster.....	117
Henry Eveguard Shingle Underlayment.....	81
Horse Stall Components	
Black Non-Adjustable Door Stop.....	138
Black Track and Trolley Systems.....	138
Blanket Bar.....	136
Chew Guard/Corner Angle.....	134
Corner Hay Rack.....	136
Door Frame with Grill.....	137
Door Frame with Yoke Grill.....	137
Flat Track Accessories - Exterior or Interior.....	138
Flat Track Rails - Exterior or Interior.....	138
Flat Track Trolleys - Exterior or Interior.....	138
Grill with Feeder Opening.....	135
Guide Pin.....	138
Philip Black Pan Head Screw.....	135
Portable Saddle Rack.....	136
Portable Wall Mount Pail Holder.....	136
Rubber Horse Stall Mat.....	134
Sliding Bolt Latch.....	137
Solid Grill.....	135
Swing-out Feeder Door.....	135
U-Channel.....	134
Wall Brace/Hat Channel.....	134
Wall Hay Rack.....	136
Window Grill.....	135
Wood Dutch Door.....	139
House Wrap	
DuPont® Roof Protector.....	81
Rexwrap Plus House Wrap.....	80
Tyvek® House Wrap.....	80
Tyvek® StuccoWrap®.....	80

I

Ice & Water Protector Underlayment.....	80
Insulation	
Accuvent Attic Vent Baffle.....	188
Blown Cellulose Insulation - Greenfiber.....	188

Blown Fiberglass Insulation - ProPink L77.....	188
Blue Styrofoam Insulation - DOW.....	187
Double Bubble Insulation.....	184
Durovent Attic Vent Baffle.....	188
Expanded Polystyrene Insulation.....	187
Fiberboard - Rubber Roofing Insulation.....	78
Fiberglass Insulation - Owens Corning™.....	185
Green Guard Fan Fold Insulation.....	187
Hitz Halter Insulation.....	187
Insulation Fasteners.....	78
Insulation Plates.....	78
Mineral Wool Insulation - RockWool Comfort Batt.....	186
Vinyl Backed Insulation.....	185
Insulation Plates.....	78

J

James Hardie® - Fiber Cement Siding.....	100
J-Channel Cutter - Malco.....	23

K

K-Style Gutter.....	195
---------------------	-----

L

LedgerLOK Screws - FastenMaster.....	118
Lexel.....	42
Lomanco Lo-Omnirroll Shingle Vent.....	69
Louvers	
Aluminum Slant Back Roof Louver.....	70
Plastic Roof Louver.....	70
Steel Louvers.....	55
Vinyl Louvers.....	93
Lumber	
#1 Yellow Pine.....	85
#2 White Pine.....	86
#2 Yellow Pine.....	85
AdvanTech Tongue and Groove OSB.....	89
Attic Truss.....	90
Eastern White Pine Rough Sawn.....	86
Fir Dimensional Lumber.....	84
Fir Plywood.....	88
Gambrel Truss.....	90
Glue Laminated SYP Posts.....	87
Gold Edge Tongue and Groove OSB.....	89
Lauan Plywood.....	88
LP Smartside Siding.....	87
LVL Headers.....	84
Mono Truss.....	90
OSB.....	89
Rough Cut.....	86
Scissors Truss.....	90
Shiplap Rough Sawn.....	86
Spruce/Pine/Fur Dimensional Lumber.....	84
Standard Truss.....	90
T1-11.....	87
The Green Post.....	87
Tongue & Groove Barn Siding.....	86
Tongue & Groove Yellow Pine.....	85
Top Notch 350 Tongue and Groove OSB.....	89
Treated Plywood.....	88
Treated Tongue & Groove Yellow Pine.....	85
Treated Wood Balusters.....	131
Treated Yellow Pine.....	85
Treated Yellow Pine Deck Boards.....	131
Yellow Pine Machine Stress Rated.....	84
Yellow Pine Plywood.....	88
Yellow Pine Stair Treads.....	87
Zip System OSB.....	89
LVL Headers.....	84

M

M12 Rivet Tool.....	36
Mastic® Cedar Discovery - Special Order.....	95
Mastic® Ovation - Vinyl Siding.....	94
Metal Master Brake.....	28
Metal Panels	

Ephrata, PA | (717) 445-6885 | (800) 373-3703 | Fax: 717-977-5175
Newville, PA | (717) 776-5951 | (800) 782-2712 | Fax: 717-776-0112
www.abmartin.net

Strap Trolleys	169
Universal Bolt Bracket & Adapters	170
Universal Brackets	170
Universal Double Bracket	170
Sliding Door, Square	
Adjustable Square Track Trolleys	181
Square Track	180
Square Track Bolt Trolleys	181
Square Track Brackets	180
Square Track Double Brackets	180
Square Track Face Mount	180
Square Track Replacement Trolley	181
Snap Lock Punch - Malco	23
Snips	
18 Gauge Cutting Snips - Milwaukee	26
24 Gauge Cutting Snips - Milwaukee	26
Aviation Snips - Irwin	24
Aviation Snips - Malco	21
Aviation Snips - Milwaukee	26
Aviation Snips - Wiss	25
Cutting Snips - Milwaukee	26
Duckbill Snips - Malco	22
Mag Snips - Midwest	24
MAX Offset Snips - Malco	21
MAX Snips - Malco	21
Mini Aviation Snips - Malco	21
Offset Snips - Irwin	24
Offset Snips - Midwest	24
Offset Snips - Wiss	25
Spring Loaded Utility Snip - Wiss	25
Tinners - Milwaukee	26
Snow Defender™ 4500 Snow Guard	218
Snow Defender™ 6500 Snow Guard	218
Snow Defender™ 7500 DECO Snow Guard	218
Snow Defender™ Plastic Snow Guards	218
Snow Retention	
AlumiCast Rib-Mounted Snow Guard	218
Berger #1 Snow Guard	219
Berger #2 Snow Guard	219
Berger #100 Snow Guard	219
Berger AP-400 Snow Guard	219
Berger RT-300 Snow Guard	219
Berger RT Clear Surface Mount Snow Guard	220
Berger RT Clear Surface Mount Structural Rib	220
S-5!® ColorGard®	214
S-5!® ColorGard® Rail	214
S-5!® Dual Clip	216
S-5!® DualGard Bracket	216
S-5!® DualGard™	216
S-5!® DualPipe	216
S-5!® DualPipe End Cap and Collar	216
S-5!® SnapClip	214
S-5!® SnoClip	214
S-5!® SnoPost	217
S-5!® SnoRail™ and SnoFence™	217
S-5!® SnoRod	217
S-5!® SnoRod Coupling	217
S-5!® VersaClip™	214
S-5!® X-Gard®	215
S-5!® X-Gard® Brackets	215
S-5!® X-Gard® Pipe	215
S-5!® X-Gard X-Clips	215
S-5-ASF Clamp/S-5-AE Clamp	217
Snow Defender™ 4500 Snow Guard	218
Snow Defender™ 6500 Snow Guard	218
Snow Defender™ 7500 DECO Snow Guard	218
Snow Defender™ Plastic Snow Guards	218
Superbond High Strength Adhesive	220
Soffit	20
Aluminum Soffit	96
Painted Steel Soffit	20
Vinyl Soffit	96

Stainless Steel Pop Rivets	36
Stainless Steel Trim Nails	35
Stainless Steel Zip Screws	35
Stair Treads	87
SteelBinder	33
Steel Dutch Door	139
Steel Louvers	55
Step Flashing	70
Structural Screws	
GRK Structural Screws	117
Headlok Flathead Screws - FastenMaster	117
LedgerLOK Screws - FastenMaster	118
ThruLOK Screw Bolt Fastening System - FastenMaster	119
TimberLOK Heavy-Duty Screws - FastenMaster	118
Sunsky® Skylights	65

T

Tamko® Heritage Lifetime Laminated Shingles	69
Tan Deck Screws - PrimeGuard Plus	122
Through The Roof	43
ThruLOK Screw Bolt Fastening System - FastenMaster	119
Tiger Claw Hidden Deck Fastener	122
Tiger Claw Pneumatic Gun	122
Tiger Claw Pneumatic Screws	122
TimberLOK Heavy-Duty Screws - FastenMaster	118
Tinners - Milwaukee	26
Titen Heavy-Duty Concrete Anchor	120
Tools	
Camo Drive Deck Fastening Tool Attachment	123
Hand Pop Riveter	36
M12 Rivet Tool	36
Tiger Claw Pneumatic Gun	122
Touch Up Paint	20
Treated Wood Balusters	131
TrimCutter	28
Trim Moulding	
Base Shoe - WM 127	105
Base Trim Moulding - LWM 163E	104
Base Trim Moulding - WM 623	104
Base Trim Moulding - WM 663	104
Casing - WM 376	104
Casing - WM 445	104
Chair Rail Moulding - WM 390	105
Crown Moulding - LWM 49	105
Hand Rail - WM 240	105
Primed Finger-Jointed Pine Trim Boards	106
Quarter Round - WM 106	105
Trim Nails	
Stainless Steel Trim Nails	35
TrussCore	58
Trusses	90
TrussLoc	58
Try-Ply Ceiling	57
Tyvek® Flashing Tape	82
Tyvek® FlexWrap Flashing Tape	82
Tyvek® House Wrap	80
Tyvek® Protec™ 120	81
Tyvek® Protec™ 160	81
Tyvek® StuccoWrap®	80

U

Ultra Vent	50
Underlayment	
Elephant Skin Synthetic Roofing Underlayment	81
Henry Eveguard Shingle Underlayment	81
Ice & Water Protector Underlayment	80
Rexwrap Plus House Wrap	80
Tyvek® House Wrap	80
Tyvek® Protec™ 120	81
Tyvek® Protec™ 160	81
Tyvek® StuccoWrap®	80
Warrior Felt Paper	80

V

Vanmark	28
Angle and Trim Cutter	29
Coil Cradle and Dispenser	29
Industrial Metal Master Brake	28
Leg Kit	29
Metal Master Brake	28
Trim-A-Brake II	28
TrimCutter	28
TrimMaster Mark II	28
UniLeg	29
UniStand	29
Wheel Kit	29
Ventilation	
AB35 Ridge Vent	54
Lomanco Lo-Omnirroll Shingle Vent	69
Perform Vent	51
Roof Saver Cobra Vent	69
Steel Louvers	55
Ultra Vent	50
Vinyl Louvers	93
Versetta Stone	98
Vinyl Louvers	93
Vinyl Railing - 3000 Series	129
Vinyl Siding	
Georgia Pacific® Shadow Ridge - Vinyl	93
Mastic® Ovation - Vinyl Siding	94
Vinyl Soffit	96

W

Warrior Felt Paper	80
Weatherbond	73
Weathervanes	
30" Antique Auto Weathervane	145
30" Buck Weathervane	144
30" Country Doctor Weathervane	145
30" Cow Weathervane	144
30" Duck Weathervane	144
30" Eagle Weathervane	144
30" Pheasant Weathervane	143
30" Pig Weathervane	144
30" Sailboat Weathervane	143
30" Tractor Weathervane	143
46" Eagle Weathervane	142
46" Horse Weathervane	142
46" Rooster Weathervane	142
46" Yacht Weathervane	142
Clutch Base	146
Flat Base	146
Flat Base for Copper Weathervanes	146
Horse Weathervane	143
Replacement Directionals	146
Rooster Weathervane	143
Wedge Anchor - Galvanized	120
Wedge Anchor - Stainless	120
Wedge Anchor - Zinc	121
Wheel Kit, Vanmark	29
White Eclipse Pan Head Screw	34
Windows	
3500 Single-Hung Vinyl Window	149
3580 Single Side-Slider Vinyl Window	149
Double-Hung Vinyl Window	150
Non-Insulated Single-Hung Aluminum Window	150
Window Wrap Flashing Tape	82
WoodBinder	31
Wood Dutch Door	139
ZXL WoodBinder	32

Z



A.B. Martin Roofing Supply had a small beginning in 1947 when Amos B. Martin started selling metal panels to his Lancaster County neighbors for their chicken shelters.

We get it. With as busy as you are, it's hard to stay on top of lead times and order deadlines. But that doesn't change the fact that your customers are counting on you to deliver a quality finished project and on schedule.

A.B. Martin is here to help.

A.B. Martin stocks and manufactures over 35,000 building products that are ready for immediate shipment... **when you need it... YESTERDAY!**

And our sales team is almost entirely retired builders, which means they can help guide you through challenging client requests with industry expertise.

EPHRATA LOCATION



NEWVILLE LOCATION



82 Garden Spot Road
Ephrata, PA 17522
717-445-6885
Toll Free: 800-373-3703
Fax: 717-977-5175

35 Ridge Road
Newville, PA 17241
717-776-5951
Toll Free: 800-782-2712
Fax: 717-776-0112

M-F: 6:30 am - 5:30 pm
Sat: 7:00 am - 11:30 am
Closed Sundays
www.abmartin.net



A. B. MARTIN
ROOFING SUPPLY, LLC

Roofing & Siding • Hardware • Lumber