

Post Frame Buildings



A. B. MARTIN
ROOFING SUPPLY, LLC

Roofing & Siding • Hardware • Lumber



www.abmartin.net

RESIDENTIAL



Light Stone sides, and Evergreen roof, trim, and wainscot

Need more storage?

Extend the life of your car, boat, RV, or other valuables by keeping them out of the weather and in an A.B. Martin post frame building. We supply contractors and home owners with complete post frame building packages, custom designed to meet your storage needs.

Many options, styles, and colors available.



Ash Gray roof, Bone White trim, and Scarlet Red sides



Light Stone roof, Beige sides



Red roof, and Wood sides and trim



Clay trim and wainscoting, Light Stone sides



Scarlet Red sides, Charcoal roof, trim, and wainscoting



Brile White roof and trim, and Red sides



Clay roof, Bronze trim & wainscoting, & Light Stone sides



Bone White sides, Scarlet Red wainscoting and trim



Clay roof, Beige trim, and sides

AGRICULTURE



Evergreen roof and Light Stone sides

It beat the rain... now keep it dry!

Post frame construction designs allow for larger buildings at lower material and labor costs than traditional timber framing techniques.

Developed and matured in the 1930's, post frame agricultural buildings come in all shapes and sizes and are the time-tested, cost-effective method for protecting your equipment from the weather.



Brite White roof and trim, and Red sides



Bronze trim and doors, Tan sides



Brite White roof and trim, and Scarlet Red sides



Beige walls, and Brown trim and wainscoting



Brite White roof, Pewter Gray trim, and Red sides



Brite White roof and trim, and Scarlet Red sides



Brite White trim and Scarlet Red sides



Black roof and trim, and Bone White sides



Red sides and Bone White trim

AGRICULTURE



Light Stone roof and trim, and Red sides

Your stock is growing...

And if you need a post frame building to keep up with your growing livestock, A.B. Martin is here to help!

Our post frame specialist will work with you to design a custom barn, lean-to, or shelter that is perfect for your needs and budget.



Brite White roof and trim, and Red sides



Brite White roof and trim & Red sides



Light Stone sides and Brown trim



Light Stone sides, and Evergreen roof and trim



Bone White sides, Evergreen roof, trim, wainscoting



Galvalume roof, Black trim, and Scarlet Red sides



Brite White trim and Wood sides



Brite White roof, Light Stone sides, and Bronze trim



White roof, Beige sides, Red wainscoting and trim



Brite White sides and Black trim



Light Stone roof and sides, and Black trim



Brite White sides and Black trim

EQUESTRIAN



Clay roof, Brite White trim, and Scarlet Red sides



Your horse wants to be warm and dry.

Post frame construction is great for indoor riding arenas, horse barns, or horse shelters.

A.B. Martin also carries a full line of quality horse stall components to outfit your barn.



Light Stone sides, Evergreen roof and trim



Medium Bronze A.B. Seam roof and Clay sides



Red sides, and Brite White roof, trim and wainscoting



Classic Green A.B. Seam roof and Wood sides



Light Stone sides, Evergreen roof, trim, and wainscoting



Brite White trim and Wood sides



Light Stone roof and trim, and Evergreen sides



Scarlet Red roof, Brite White trim, Wood sides

COMMERCIAL



Classic Green A.B. Seam roof

Great for your office, store, or shop!

A cost-effective solution to all your light-commercial building needs. A popular choice for commercial storage units and auto shops.



Ash Gray roof, Bone White trim, and Red sides



Ash Gray roof, Britz White sides & wainscoting, & Red sides



Burgundy AB Seam roof and Light Stone sides



Slate Blue roof, trim, and wainscoting, and Bone White sides



Galvalume roof and Bone White sides



Britz White sides, Scarlet Red roof trim and wainscoting



Bone White sides, Charcoal roof, trim, and wainscoting

POSTS & LUMBER

THE GREEN POST

A.B. Martin is a supplier of the **Green Post**. The Green Post provides superior protection against in ground post decay and rot. Patented notch design provides superior wind uplift resistance. Environmentally friendly. Prevents the preservative chemicals in treated post from entering the soil.

GLULAM POSTS

There are several options when choosing posts. Normally when the post is 16' or less it is more economical to use a solid 4"x6" or a 6"x6" treated post. Otherwise it is recommended to use a **GluLam** laminated post. GluLam posts have consistent dimensions, are straighter, and available in longer lengths (up to 40') than a solid sawn post. GluLams are also resistant to twisting, splitting, and checking. GluLams are pressure treated on the bottom 6' only and Southern Yellow Pine on top.



Dimensional Lumber

1" x 4"	2" x 4"
1" x 6"	2" x 6"
1" x 8"	2" x 8"
1" x 10"	2" x 10"
1" x 12"	2" x 12"



Treated Yellow Pine

2" x 4"
2" x 6"
2" x 8"
2" x 10"
2" x 12"



T&G Barn Siding

1" x 6"
1" x 8"



Plywood & OSB

All standard sizes in stock



Sturdi-Wall Drill Set Brackets

Heavy duty, drill-set anchor system. Designed to connect post frame structures to existing traditional concrete foundations.



Now Available with GluLam Laminated Posts Pre-Attached!

Perma-Columns

5ft. precast concrete columns that keep wood out of the ground. The economy of post frame construction with the durability of concrete.



Sturdi-Wall Plus Wet Set Brackets

Heavy duty, wet-set anchor system designed to connect post frame structures to traditional concrete foundations.

TRUSSES, DOORS, & WINDOWS

All standard in-stock trusses are $\frac{4}{12}$ pitch with a 12" overhang. They are designed to be installed 4' on center. They have a 110 MPH wind load and 30-5-5 pound load rating with no deductions. The lengths in stock are as follows: 20', 24', 28', 30', 32', 36', 40', 50'. Other custom order trusses are available with varying lead times.



Standard Truss (In Stock)



Attic Truss

Great for extra storage space.



Gambrel Truss

Available with attic room for even greater storage space.



Scissors Truss

Gives added ceiling height.



Mono Truss

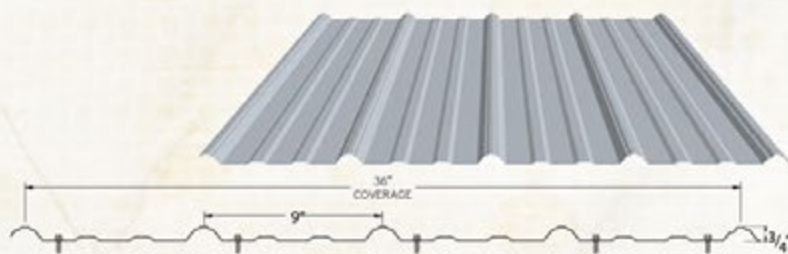
Great for lean-to or Run-in sheds.



**MANY DOORS &
WINDOWS IN-STOCK**

METAL ROOFING & SIDING

ABM Panel



Our most popular metal panel is by far the heavy-duty and long-lasting **ABM Panel**. This specially coated panel reflects as much as 83% of the sun's energy away from the roof, resulting in a cooler building in summer, more energy savings, and greater comfort. Available in 25 ENERGY STAR rated colors with 40-year paint warranties.

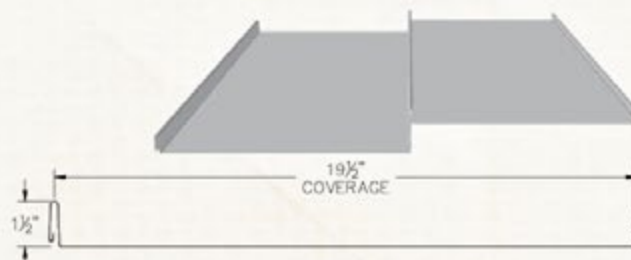
COMMON APPLICATIONS

Agricultural, Residential, and Commercial Roofing & Siding

KEY FEATURES

- **Premium 28^{ga} Steel:** Premium 28^{ga} steel measured before paint (also available in the heavier 26^{ga} steel)
- **Heavy Zinc Coatings:** More Zinc means more rust protection
- **Excellent Paint Bond:** Premium G-100 - Zinc Phosphate makes for a strong paint bond and corrosion protection
- **Paint Warranties:** Premium G-100 comes with a 40-year Valspar paint warranty + 10-year edge-rust warranty
- **Heat-Formed Panels:** Practically eliminates the first point of failure by reducing the microscopic paint cracking
- **Large Minor Ribs:** Strengthens panel and improves appearance
- **Energy Efficient:** Reduces heat transfer resulting in less heat penetration in summer and less heat loss in winter
- **Recyclable:** Panels are 100% recyclable after a long and useful life

ABSeam Panel



Our durable 24^{ga} **ABSeam Panel** is the ultimate choice for a beautiful, long-lasting roof for residential, commercial, agricultural, and equestrian buildings. No screws or punctures are visible or exposed to the elements (less opportunity for leaks) thanks to the ABSeam clip system or the optional nailing fin. This panel is a popular choice with new construction and restoration projects nationwide.

COMMON APPLICATIONS

Agricultural, Residential, and Commercial Roofing

KEY FEATURES

- **Rib Height:** Comes standard with 1.5" ribs. It can be customized to a 1" high rib
- **Heavy Gauge:** Made with 24^{ga} galvanized steel (also available in galvalume steel)
- **Warranty:** The prepainted Kynar finish has a 40-year limited paint warranty
- **Energy Efficient:** Reduces heat transfer resulting in less heat penetration in summer and less heat loss in winter
- **Recyclable:** Panels are 100% recyclable after a long and useful life

CUPOLAS & SNOW GUARDS

A.B. MARTIN CUPOLAS

Available in 16", 24", 36", and 48" square. Custom made to match color and roof pitch of your building. Windows are optional in 3', and 4' cupolas. Pre-assembled for easy installation. Many weather vanes in stock.



Snow Defender's stainless steel snow guards provide long lasting protection against melting snow. Easy to install. 16-gauge stainless steel. No caulk needed because the EPDM rubber sealer comes pre-attached. Available in multiple colors.



COLORGARD

The only snow retention system good enough to be warranted for the life of the roof. Unlike other snow guards that yellow and fail over time, ColorGard's unsurpassed holding strength controls snow migration with a perfect color-match that lasts the life of the roof. 8' rails for Standing Seam or Exposed Fastener panels



INSULATION



**Are You Ready for the Weather?
Don't Wait. Insulate!**

Your Insulation Headquarters



THE PINK PANTHER™ & © 1964-2010 Metro-Goldwyn-Mayer Studios Inc. All Rights Reserved. The color PINK is a registered trademark of Owens Corning.

Fiberglass Blown Insulation

900%* more effective at cold-proofing your building than energy efficient windows, and at a fraction of the cost.

Achieve an outstanding R-50 insulation level in your attic for approximately 98¢ or less per sq. ft.**

Do-it-yourself!

Rent our blowers for only \$15-a-day with your insulation purchase.

*The improvement between a R-5 rated "energy efficient" window and R-50 worth of attic insulation.
**Estimates are approximate and for educational purposes only.

Distributed by



Ephrata

82 Garden Spot Road
Ephrata, PA 17522

Phone: 717-445-6885
Toll Free: 800-373-3703
Fax: 717-977-5175

Newville

35 Ridge Road
Newville, PA 17241

Phone: 717-776-5951
Toll Free: 800-782-2712
Fax: 717-776-0112

www.abmartin.net