

ABSeam Panel

24 Gauge AZ50 Galvalume



valspar®
Fluoropon®



Sierra Tan (KST)




Slate Gray (KSG)




Musket Gray (KMG)




Charcoal Gray (KCH)



Medium Bronze (KMB)



Mansard Brown (KMA)



Dark Bronze (KDB)



Matte Black (KBL)



Bright Red (KBR)



Colonial Red (KCR)



Burgundy (KBU)



Copper Penny (KCP)



Hawaiian Blue (KHB)



Gallery Blue (KGB)



Classic Green (KCG)

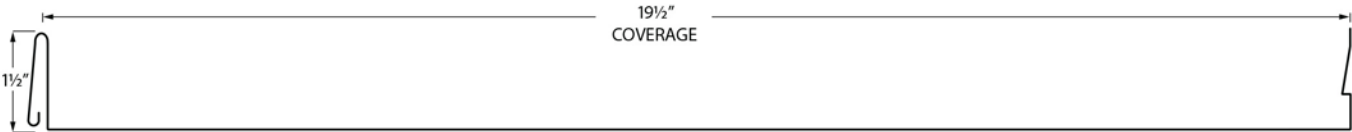


Hartford Green (KHG)

Standard: 19½" Wide Coverage • 1½" High Rib
Customized: 11½" to 19½" Wide Coverage • 1" or 1½" High Rib

***13.5" Wide Copper Panels also available.**
****Bright White also available in 24 gauge.**

ABSeam Panel Standard Profile (EScc)



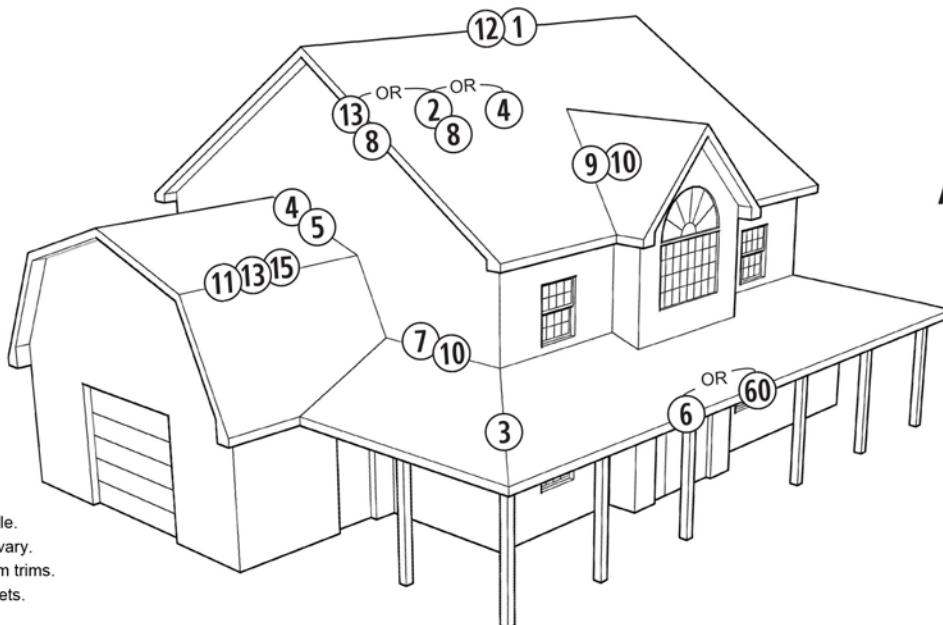
Customized ABSeam Panel Profile (EScc)



Why Fluoropon®?

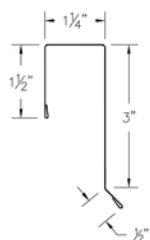
For over 50 years, finishes based on Valspar's Fluoropon's® 70% PVDF resin have helped protect commercial, industrial, and residential buildings around the world. No other coating system withstands the rigors of nature and time like those based on Fluoropon's® 70% PVDF resin system (or Valspar's proprietary 70% PVDF resin system). This high performance fluoropolymer resin, with its extraordinary capability to retain color and gloss, keeps coated metal looking vibrant and appealing for decades.

Colors are as close as possible to actual colors, but may vary slightly from actual metal. Please request a free metal sample.

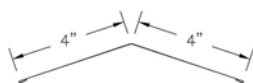


ABSeam Trims

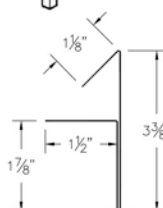
Drawings are not to scale.
Exact dimensions may vary.
Contact us about custom trims.
Item codes are in brackets.
cc = Color Code



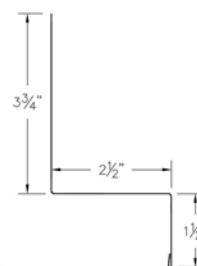
② ABS Rake Trim
(ESRTcc)



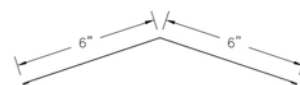
③ ABS Ridge Hip
(ESGFcc)



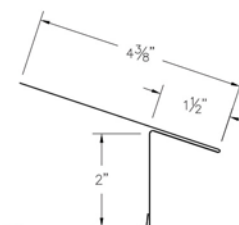
④ ABS Slim Line Rake
(ESSLRcc)



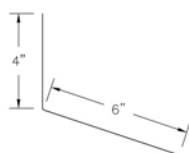
⑤ ABS Sidewall Flashing
(ESSFcc)



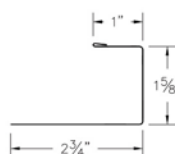
① ABS Ridge Cap
(ESRHcc)



⑥ ABS Residential Eave
(ESREcc)



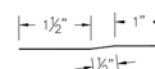
⑦ ABS Universal Endwall
(ESUEcc)



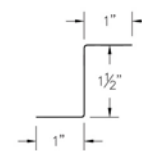
⑧ ABS Starter "J"
(ESSJcc)



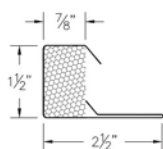
⑨ ABS Formed Valley
(ESFVcc)



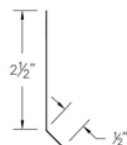
⑩ ABS Offset Cleat
(ESOCcc)



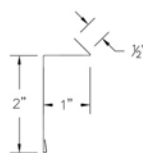
⑪ ABS Metal "Z" Closure
(ESMZCcc)



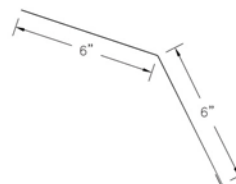
⑫ ABS Vented "Z" Closure
(ESMZCcc)



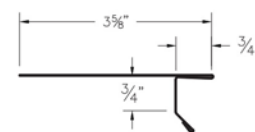
⑬ ABS Gable Cleat
(ESGCcc)



⑭ ABS Counter Flashing
(ESCFcc)



⑮ ABS Gambrel Trim
(ESGTcc)



⑥① Drip Edge
(DEcc)

**82 Garden Spot Rd,
Ephrata PA, 17522**
Office: 717-445-6885
Toll Free: 800-373-3703

www.abmartin.net
sales@abmartin.net

**35 Ridge Rd,
Newville, PA 17241**
Office: 717-776-5951
Toll Free: 800-782-2712