


ABM Panel Texture

26 Gauge AZ50 Galvalume




valspar


WeatherXL™




Bronze (TBZ)




Burgundy (TBU)




Colonial Red (TCR)



Charcoal (TCH)



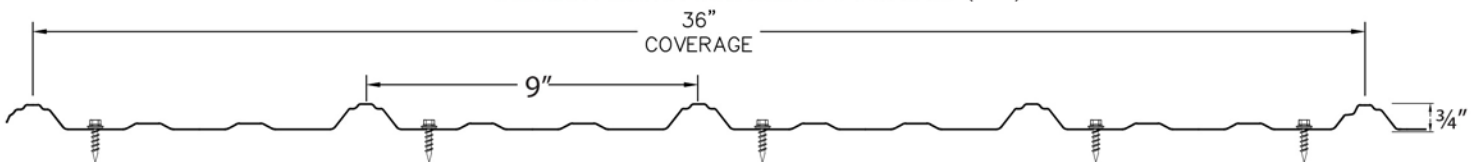
Evergreen (TEG)



Black (TBL)

Standard: 36" Wide Coverage • 3/4" High Rib • Subject to a Wide Underlap

ABM Panel Texture Profile (Acc)



The unique texture redirects light for enhanced visual depth, promising a step-change improvement over flat-panels' appearance. Formulated with enhanced WeatherXL silicone polyester, this product delivers proven superior quality for outstanding performance. For all its beauty, it features an enduring weatherability to resist fading and chalking.

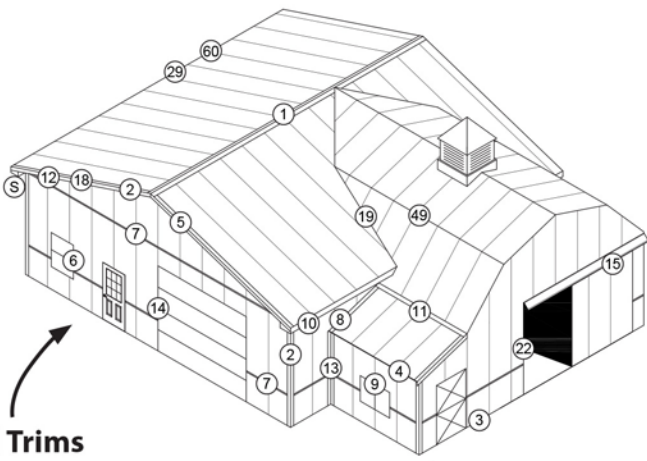
- Breakthrough technology for a unique appearance that creates a shifting and shimmering effect
- Proven SMP superior quality for outstanding performance
- A textured coating that meets current solar reflective (SR) standards for LEED and Energy Star
- Strong color retention

What is the difference between Galvalume and Galvanized?

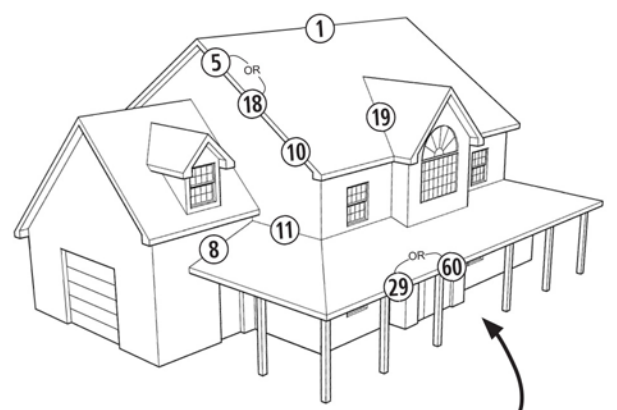
Galvalume is made from bare steel covered with a mixture of zinc, aluminum, and trace amounts of silicon to improve its long-term weathering capabilities. Painted Galvalume is known to exhibit more short-term edge rust and tension bend stains than Galvanized. Galvanized steel is made by passing bare steel through a bath of molten zinc at 842 degrees Fahrenheit. The zinc coating that gives the steel sheet its resistance to weathering and rust, offers better cathodic or sacrificial protection for scratches and cuts edges.

IMPORTANT: Galvanized steel is known to resist ammonia better than Galvalume. That is why we strongly recommended Galvanized Steel in the presence of vapors from animal confinement.

Colors are as close as possible to actual colors, but may vary slightly from actual metal. Please request a free metal sample.

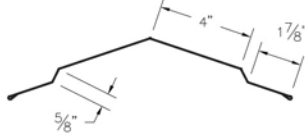


All Trims

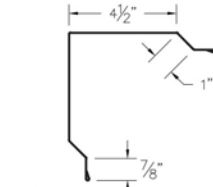


Common Residential Trims

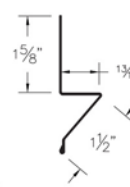
Drawings are not to scale.
Exact dimensions may vary.
Contact us about custom trims.
Item codes are in brackets.
cc - Color Code



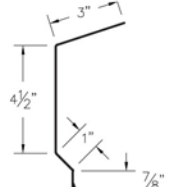
① Universal Ridge Cap (CPcc)



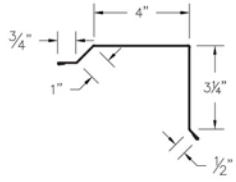
② Rake & Corner (RCcc)



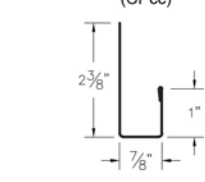
③ Base Angle (BAcc)



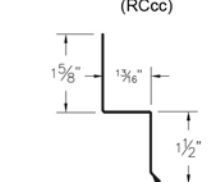
④ Fascia Trim (FTcc)



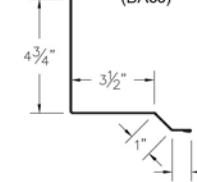
⑤ Gable Flashing (GFcc)



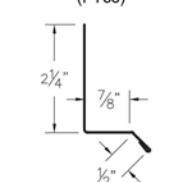
⑥ J Channel (Jcc)



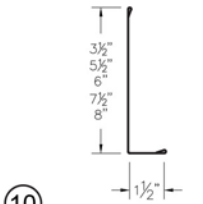
⑦ Double Angle (DAcc)



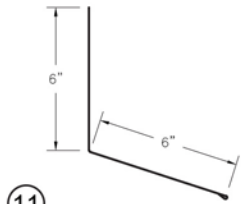
⑧ Universal Sidewall (SWcc)



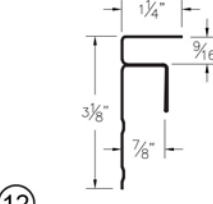
⑨ Drip Cap (DCcc)



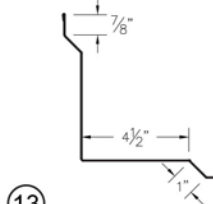
⑩ Post/Fascia Trim (PTcc)



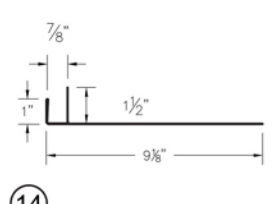
⑪ Universal Endwall (EWcc)



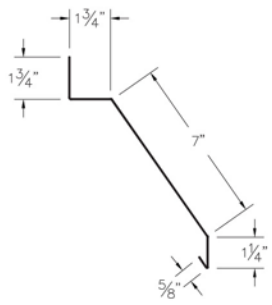
⑫ F & J (FJcc)



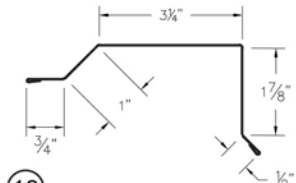
⑬ Inside Corner (ICcc)



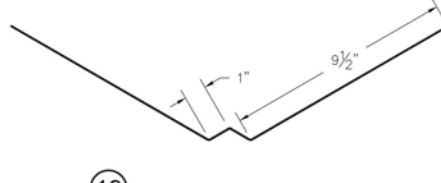
⑭ Overhead Door (ODcc)



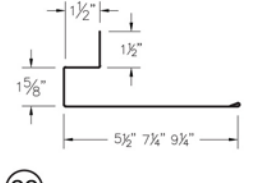
⑮ Face Mount Track Cover (CTcc)



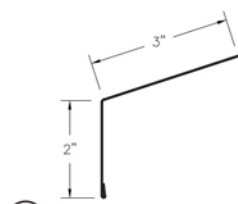
⑱ Residential Rake (RRcc)



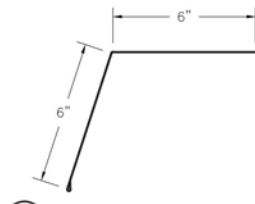
⑲ Formed Valley (WVcc)



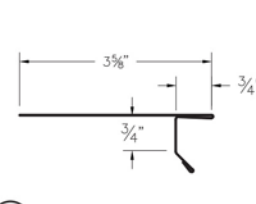
⑳ Door Trim (JTcc725 or JTcc925)



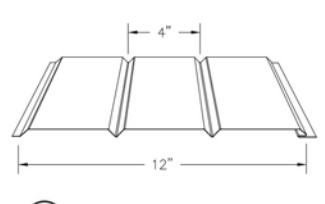
㉑ Gutter Apron (GAcc)



⑼ Gambrel Trim (GTcc)



⑽ Drip Edge (DEcc)



⑾ 12" Soffit (Solid or Vented)

82 Garden Spot Rd,
Ephrata PA, 17522
Office: 717-445-6885
Toll Free: 800-373-3703

www.abmartin.net
sales@abmartin.net

35 Ridge Rd,
Newville, PA 17241
Office: 717-776-5951
Toll Free: 800-782-2712